

# 1,686 people experiencing homelessness were housed in Nashville from July 2022 through June 2023. This is an **18% decrease** from last year (July 2021 through June 2022.)



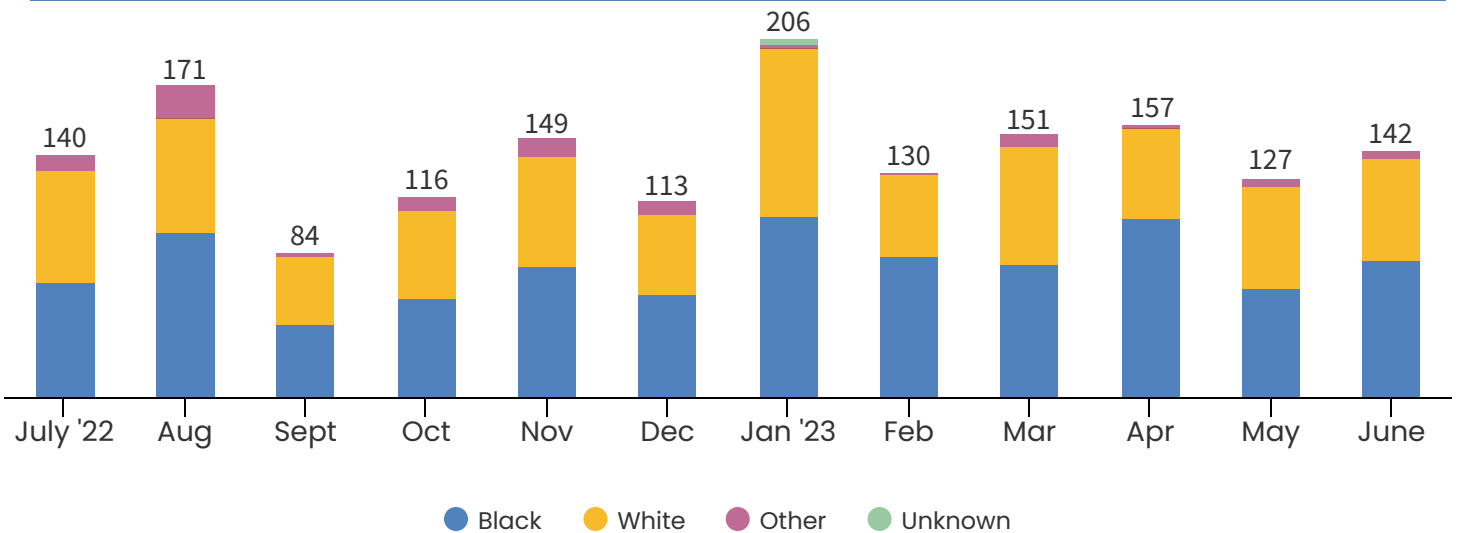
Source: De-duplicated Nashville–Davidson County HMIS data including permanent housing exits and move-in dates from **Emergency Shelters\***, **Transitional Housing**, **Street Outreach**, **Rapid Rehousing**, **Permanent Housing**, **Coordinated Entry (CE)**, and **Domestic Violence Coordinated Entry (DV CE)\*\***.

\*This data does not include information from the Nashville Rescue Mission.

\*\*DV CE data only includes the heads of household's information, and may under-represent the number of people fleeing domestic violence who were housed.

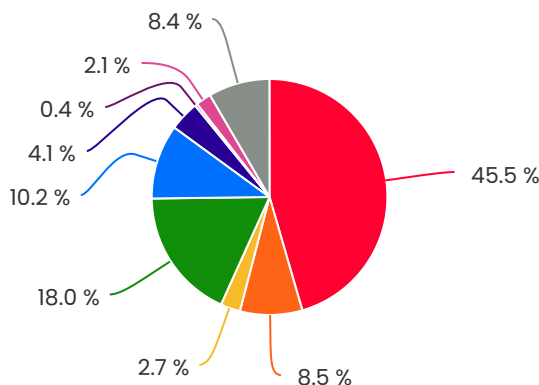


- Our community has housed 100 people with housing choice vouchers so far in 2023. In 2022, it took 10 months to reach that point.
- Of the 76 people who exited RRH programs in June, 99% exited to permanent housing destinations.
- Due to the closing of ESG-CV grants, our community is housing fewer people than we were during the previous 12 months.

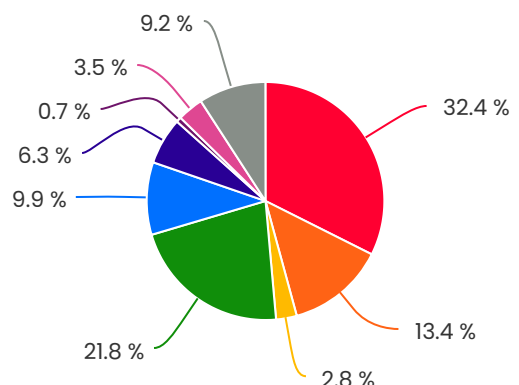


## Housing Exits by Destination

July 2022 to June 2023



June 2023



● RRH ● HCV ● Public housing ● No subsidy ● Friends & family ● VASH ● Owned ● Other permanent housing ● Other ongoing subsidy


# Street Outreach

**Street Outreach (SO)** projects offer services necessary to reach out to people experiencing unsheltered homelessness, connect them to emergency shelters, housing, or other services, and provide urgent non-facility-based care to people unwilling or unable to access emergency shelter or other housing.

HMIS-Participating SO providers:

- |                             |                                  |                             |
|-----------------------------|----------------------------------|-----------------------------|
| Bridge Ministry ●           | Mental Health Coop ●             | Open Table Nashville ●      |
| Colby's Army ●              | Metro Homeless Impact Division ● | Park Center ● ● ●           |
| Community Care Fellowship ● | Nashville Downtown Partnership ● | People Loving Nashville ● ● |
| Centerstone ●               | Nashville Street Project ●       | The Salvation Army ●        |
| The Contributor ● ●         | Neighborhood Health ●            | Step Up on Second ●         |
| Green Street Church ●       | Oasis Center ●                   | YaiPak ●                    |

- **18** agencies provided Street Outreach services to **1,332** clients (**1,249** households) in **June**.
- **30** clients (**2.3%**) exited Street Outreach programs to **permanent housing destinations** in **June**.
- **2,909** unique clients have been served by Street Outreach projects since **July 2022**.
- The completeness of this data has fluctuated based on agency participation.



● # of People Served by SO programs  
 ● # of People Per Month Exiting SO Programs to permanent destinations

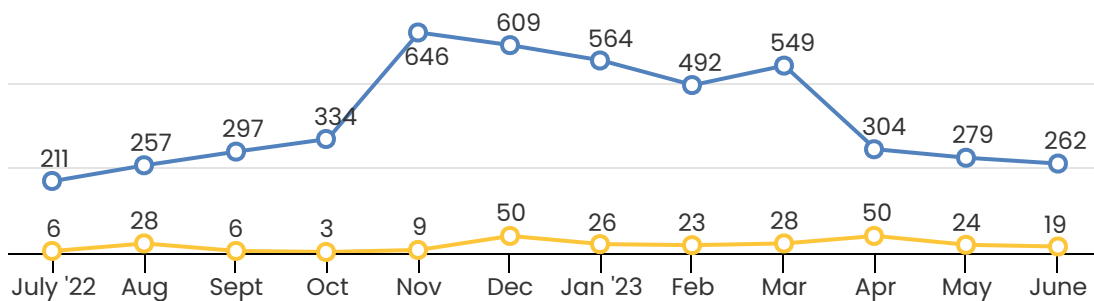
# Emergency Shelters

**Emergency Shelter (ES)** projects offer temporary shelter/lodging for people experiencing homelessness in general or specific populations of people experiencing homelessness.

HMIS-Participating ES Providers:

- |                              |                   |                                 |
|------------------------------|-------------------|---------------------------------|
| Community Cares Fellowship ● | Oasis Center ●    | Safe Haven Family Shelter ● ● ● |
| Launch Pad ●                 | Room In The Inn ● | Step Up on Second ●             |
| Nashville CARES ●            |                   |                                 |

- **7** agencies provided Emergency Shelter bed services to **262** clients (**196** households) in **June**.
- **19** clients (**7.3%**) exited Emergency Shelter programs to **positive housing destinations** in **June**.
- **1,697** unique clients have been served by Emergency Shelter projects since **July 2022**.



● # of People Served by ES programs  
 ● # of People Per Month Exiting ES Programs to permanent destinations

**Funding Source Key:**

- CoC • ESG • ESG-CV • PATH • RHY • VA • Local/Other

**Data Source:**

Nashville-Davidson County HMIS, 7.1.22-6.30.23  
 Prepared by Metro Homeless Impact Division

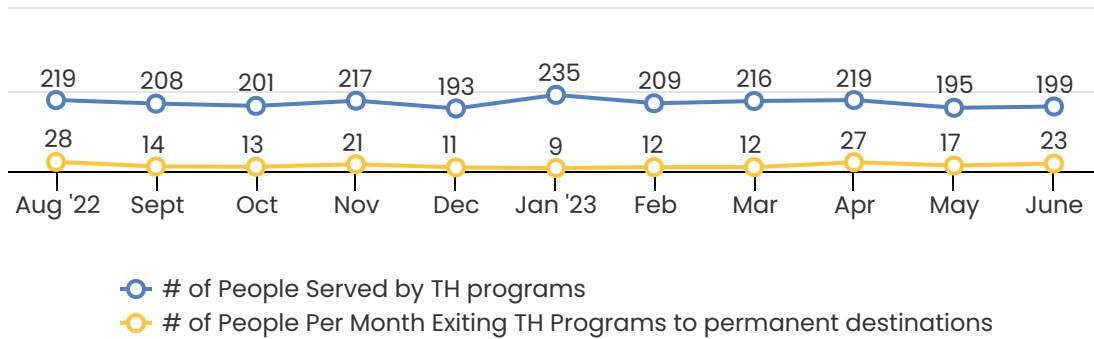
# Transitional Housing

**Transitional Housing (TH)** projects provide individuals and families experiencing homelessness with the interim stability and support needed to successfully move to and maintain permanent housing.

HMIS-Participating TH Providers:

- Aphesis House ●
- Operation Stand Down ●●
- The Salvation Army ●●●
- Launch Pad ●
- Room in the Inn ●
- Village at Glenclyff ●
- Matthew 25 ●●

- 7 agencies provided Transitional Housing services to **199** clients (**168** households) in **June**. This data does not include the Nashville Rescue Mission.
- **23** clients (**11.6%**) exited Transitional Housing programs to **positive housing destinations** in **June**.
- **538** unique clients have been served by Transitional Housing programs since **July 2022**.



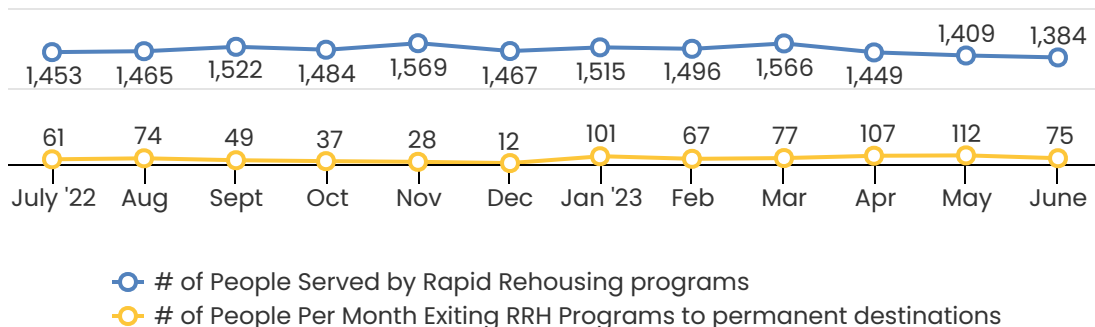
# Rapid Rehousing

**Rapid Rehousing (RRH)** projects fund short- or medium-term rental assistance and housing relocation/stabilization services designed to quickly move individuals and families from emergency shelters or places not meant for habitation into permanent housing.

HMIS-Participating RRH Providers:

- Catholic Charities ●●
- Nashville CARES ●●
- Safe Haven Family Shelter ●●●●
- Community Cares Fellowship ●
- Nashville Downtown Partnership ●
- The Salvation Army ●●●●
- The Contributor ●
- Oasis Center ●●
- Step Up on Second ●
- Operation Stand Down ●

- **10** agencies provided Rapid Rehousing services to **1,384** clients (**594** households) in **June**.
- **811** of those people (**356** households) have **moved into housing** so far.
- **75** clients exited Rapid Rehousing programs to **positive housing destinations** in **June**.
- **1** client exited Rapid Rehousing programs to **homelessness, institutions, or death** in **June**.
- **2,480** unique clients have been served by Rapid Rehousing programs since **July 2022**.



**Funding Source Key:**

- CoC
- ESG
- ESG-CV
- PATH
- RHY
- VA
- Local/Other

**Data Source:**

Nashville-Davidson County HMIS, 7.1.22-6.30.23  
Prepared by Metro Homeless Impact Division

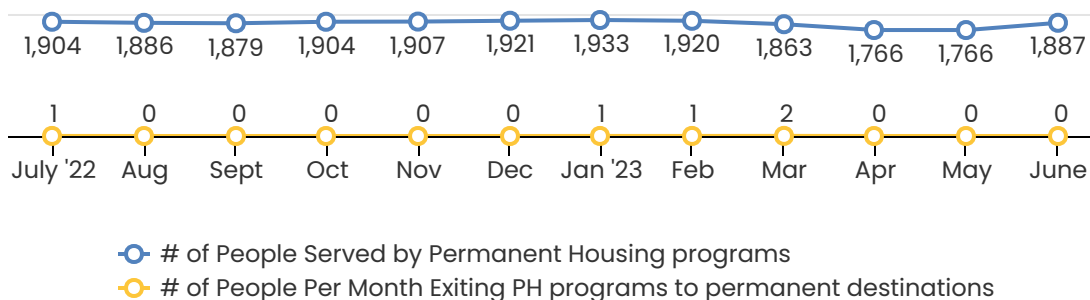
# Permanent Housing

**Permanent Housing (PH)** projects are community-based housing without a designated length of stay in which formerly homeless individuals and families live as independently as possible. Under PH, a program participant must be the tenant on a lease for an initial term that is renewable. Permanent Supportive Housing (PSH) projects are projects that offer permanent housing and supportive services to assist homeless persons with a disability to live independently.

HMIS-Participating PH Providers:

- Matthew 25 ●
- MDHA ●
- Room in the Inn ●
- Park Center ● ●
- Urban Housing Solutions ●

- **5** agencies provided Permanent Housing services to **1,775** clients (**1,161** households) in **June**.
- **0** clients exited Permanent Housing programs to **positive housing destinations** in **June**.
- **2** clients exited Permanent housing programs to **homelessness, institutions, or death** in **June**.
- **1,887** unique clients have been served by PH programs since **July 2022**.



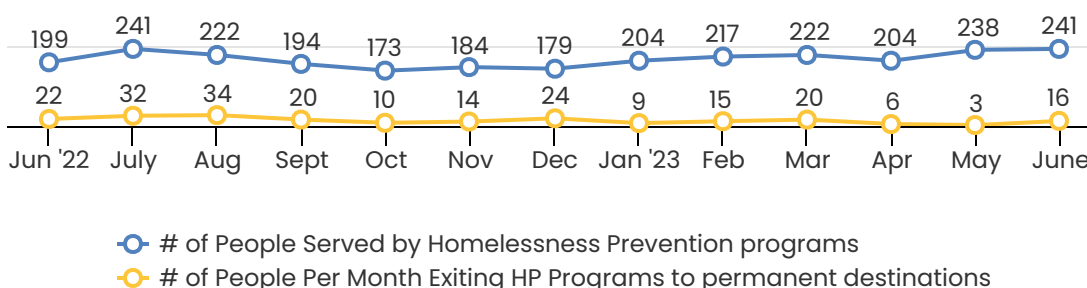
# Homelessness Prevention

**Homelessness Prevention (HP)** projects fund short-and/or medium-term rental assistance and housing relocation and stabilization services (financial assistance and service costs) designed to prevent an at-risk individual or family from moving into an emergency shelter or place not meant for habitation.

HMIS-Participating HP Providers:

- Catholic Charities ●
- The Contributor ● ●
- Nashville CARES ●
- Oasis Center ● ●
- Operation Stand Down ●
- The Salvation Army ● ● ●
- Step Up on Second ●

- **7** agencies provided Homelessness Prevention services to **241** clients (**102** households) in **June**.
- **16** clients exited Homelessness Prevention programs to **positive housing destinations** in **June**.
- **477** unique clients have been served by HP programs since **July 2022**.



**Funding Source Key:**

- CoC
- ESG
- ESG-CV
- PATH
- RHY
- VA
- Local/Other

**Data Source:**

Nashville-Davidson County HMIS, 7.1.22-6.30.23  
Prepared by Metro Homeless Impact Division