

BFC FINANCIAL PACKAGE

AS OF DECEMBER 31, 2020

Board of Fair Commissioners

Financial Forecast as of December 31, 2020

Nashville Expo Center at the Fairgrounds

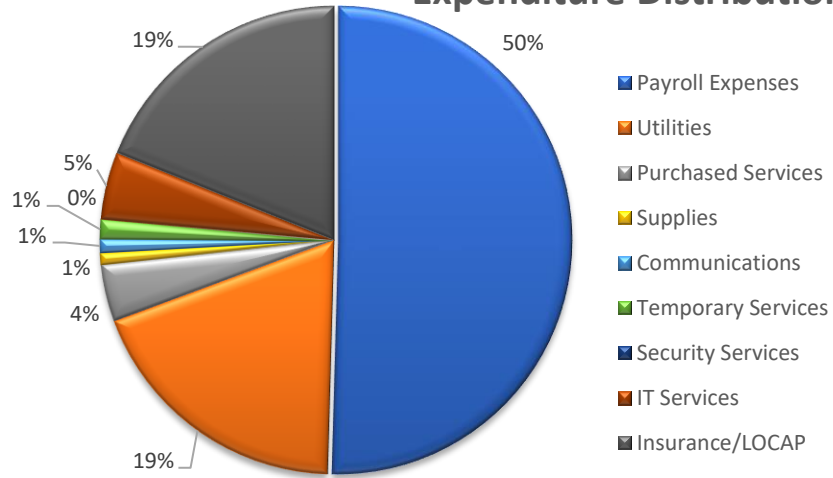
Preliminary Actuals thru December, 2020

Revenues thru December, 2020	96,464
Expenditures thru December, 2020	(1,031,191)
Gain (Loss) thru December, 2020	(934,727)
Depreciation Expense	732,207
Gain (Loss) adjusted for Depreciation	(202,520)

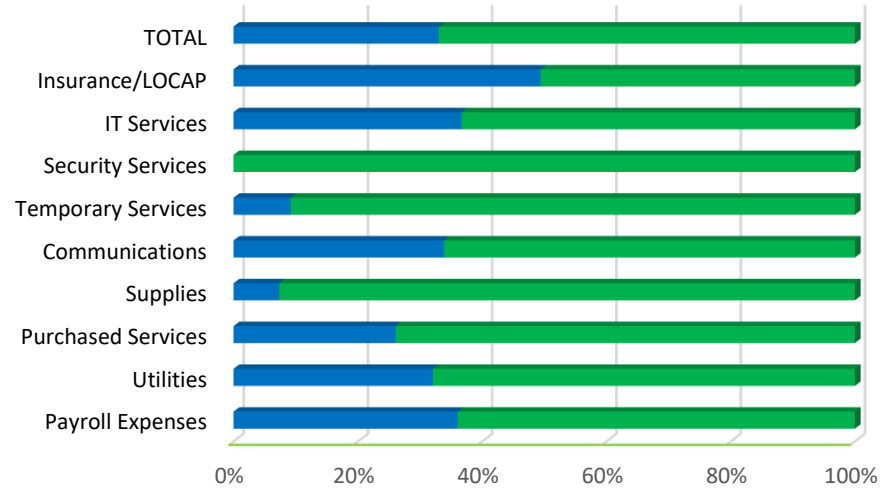
	Budget	YTD
Payroll Expenses	1,441,300	520,140
Utilities	608,400	195,303
Purchased Services	156,700	40,900
Supplies	113,900	8,369
Communications	29,100	9,860
Temporary Services	145,000	13,368
Security Services	101,100	19
IT Services	131,100	48,130
Ins. Permits & LOCAP	394,800	195,102
Total	3,121,400	1,031,191

The Fairgrounds Nashville: revenue and expense dashboard through 12/31/2020 (not final)

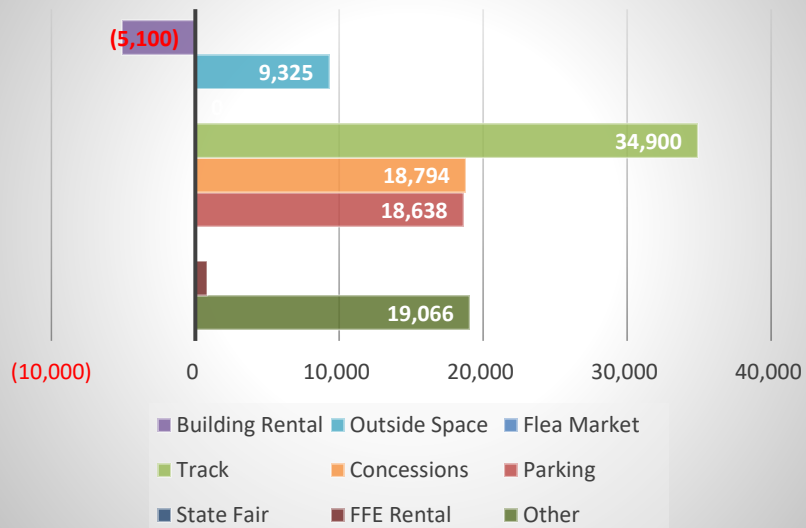
Expenditure Distribution



Budget Tracker



Budgeted Revenue Collected



Revenue by Category

