

BFC FINANCIAL PACKAGE

AS OF FEBRUARY 28, 2021

Board of Fair Commissioners

Financial Forecast as of February 28, 2021

Nashville Expo Center at the Fairgrounds

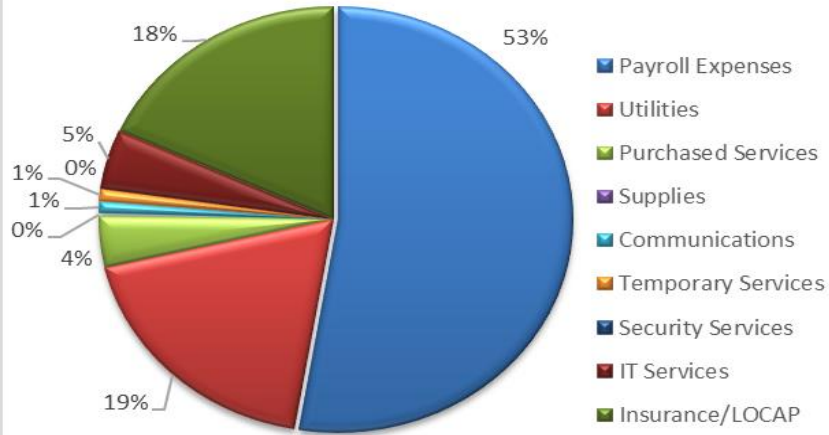
Preliminary Actuals thru February, 2021

Revenues thru February, 2021	335,266
Expenditures thru February, 2021	(1,431,091)
Gain (Loss) thru February, 2021	(1,095,825)
Depreciation Expense	(832,896)
Gain (Loss) adjusted for Depreciation	(1,928,721)

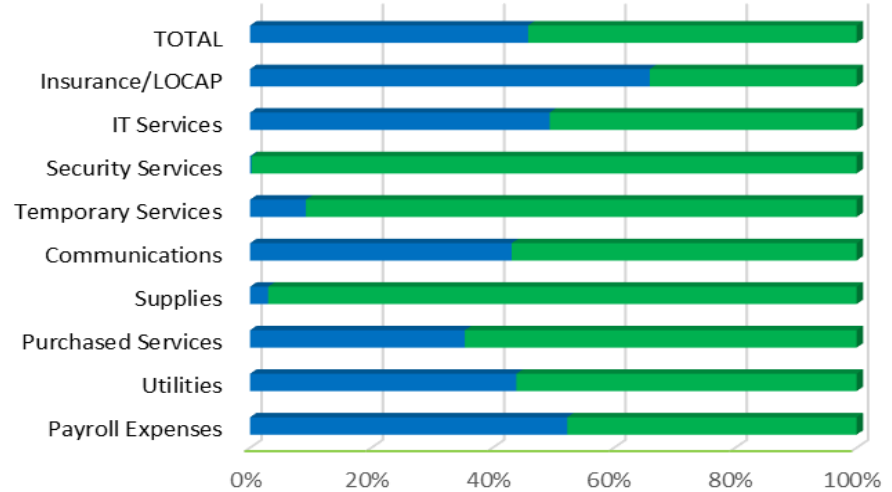
	Budget	YTD
Payroll Expenses	1,441,300	753,878
Utilities	608,400	267,145
Purchased Services	156,700	55,528
Supplies	113,900	3,409
Communications	29,100	12,554
Temporary Services	145,000	13,368
Security Services	101,100	259
IT Services	131,100	64,759
Ins. Permits & LOCAP	394,800	260,191
Total	3,121,400	1,431,091

The Fairgrounds Nashville: revenue and expense dashboard through 2/28/2021 (not final)

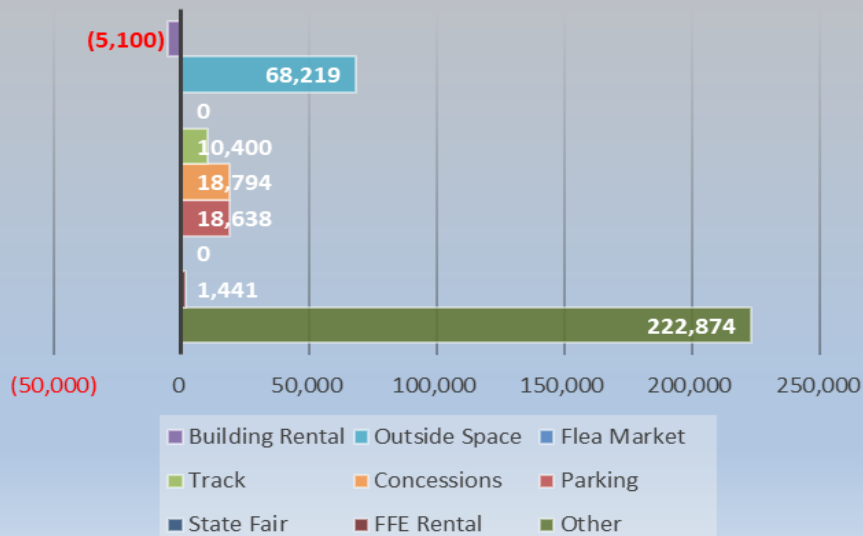
Expenditure Distribution



Budget Tracker



Budgeted Revenue Collected



Revenue by Category

