

BFC FINANCIAL PACKAGE

AS OF JANUARY 31, 2021

Board of Fair Commissioners

Financial Forecast as of January 31, 2021

Nashville Expo Center at the Fairgrounds

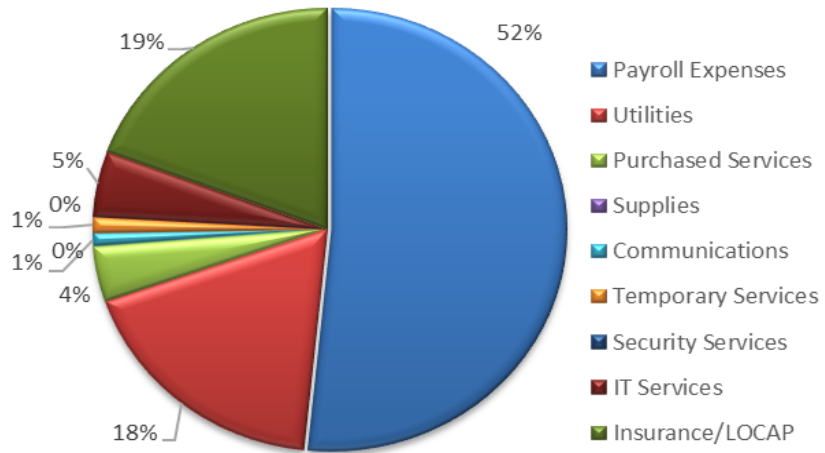
Preliminary Actuals thru January, 2021

Revenues thru January, 2021	333,576
Expenditures thru January, 2021	<u>(1,178,279)</u>
Gain (Loss) thru January, 2021	(844,703)
Depreciation Expense	<u>(832,896)</u>
Gain (Loss) adjusted for Depreciation	(1,677,599)

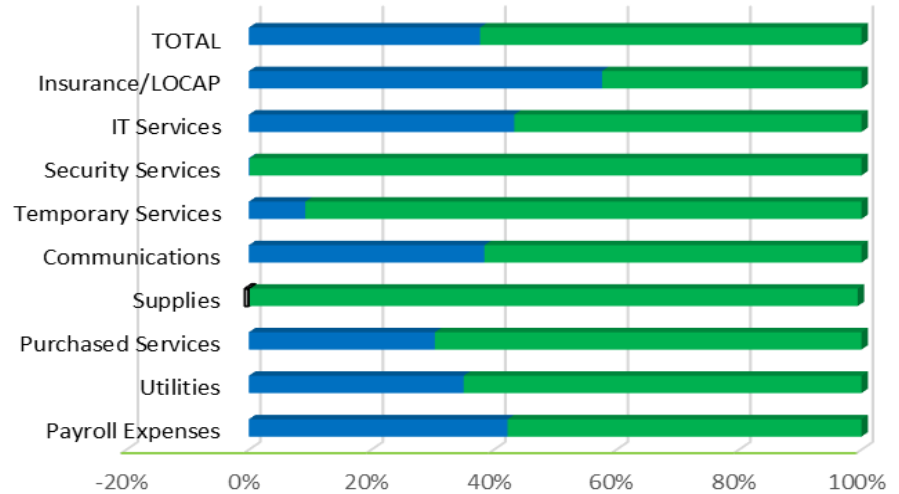
	Budget	YTD
Payroll Expenses	1,441,300	608,858
Utilities	608,400	213,377
Purchased Services	156,700	47,594
Supplies	113,900	(702)
Communications	29,100	11,190
Temporary Services	145,000	13,368
Security Services	101,100	179
IT Services	131,100	56,796
Ins. Permits & LOCAP	394,800	227,619
Total	3,121,400	1,178,279

The Fairgrounds Nashville: revenue and expense dashboard through 1/31/2021 (not final)

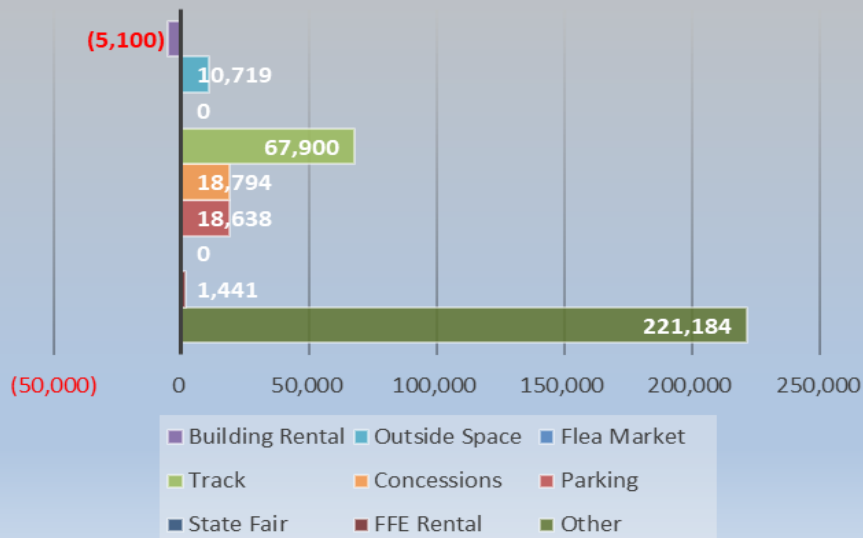
Expenditure Distribution



Budget Tracker



Budgeted Revenue Collected



Revenue by Category

