

# BFC FINANCIAL PACKAGE

AS OF MAY 31, 2021

Board of Fair Commissioners

# Financial Forecast as of May 31, 2021

## Nashville Expo Center at the Fairgrounds

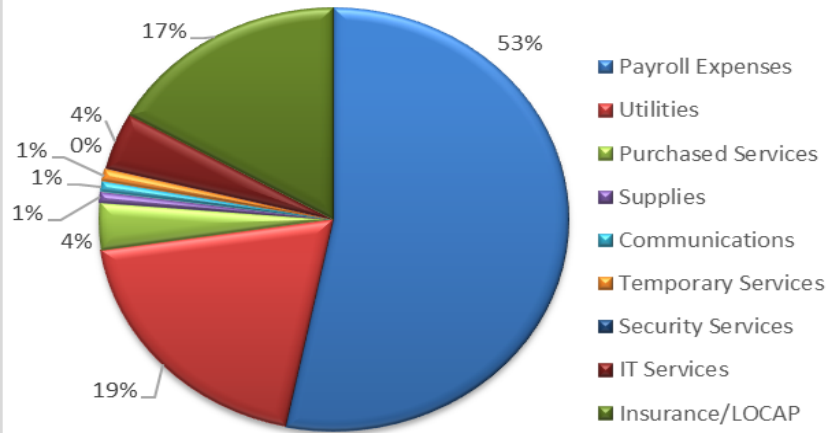
### Preliminary Actuals thru May, 2021

Revenues thru May, 2021	399,725
Metro Subsidy thru May, 2021	2,140,300
Expenditures thru May, 2021	(2,051,946)
Gain (Loss) thru May, 2021	488,079
Depreciation Expense	(1,185,481)
Gain (Loss) adjusted for Depreciation	(697,402)

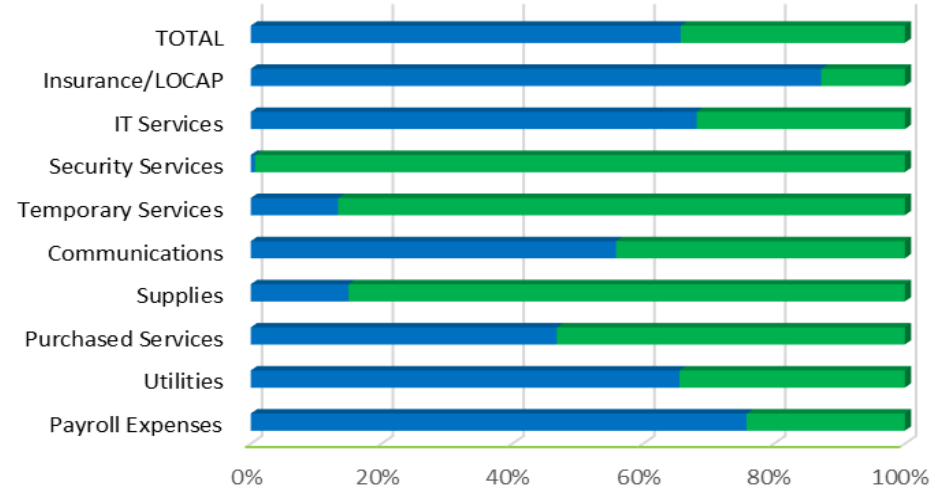
	Budget	YTD
Payroll Expenses	1,441,300	1,092,717
Utilities	608,400	398,815
Purchased Services	156,700	73,353
Supplies	113,900	17,032
Communications	29,100	16,255
Temporary Services	145,000	19,342
Security Services	101,100	659
IT Services	131,100	89,396
Ins. Permits & LOCAP	394,800	344,377
Total	3,121,400	2,051,946

## The Fairgrounds Nashville: revenue and expense dashboard through 5/31/2021 (not final)

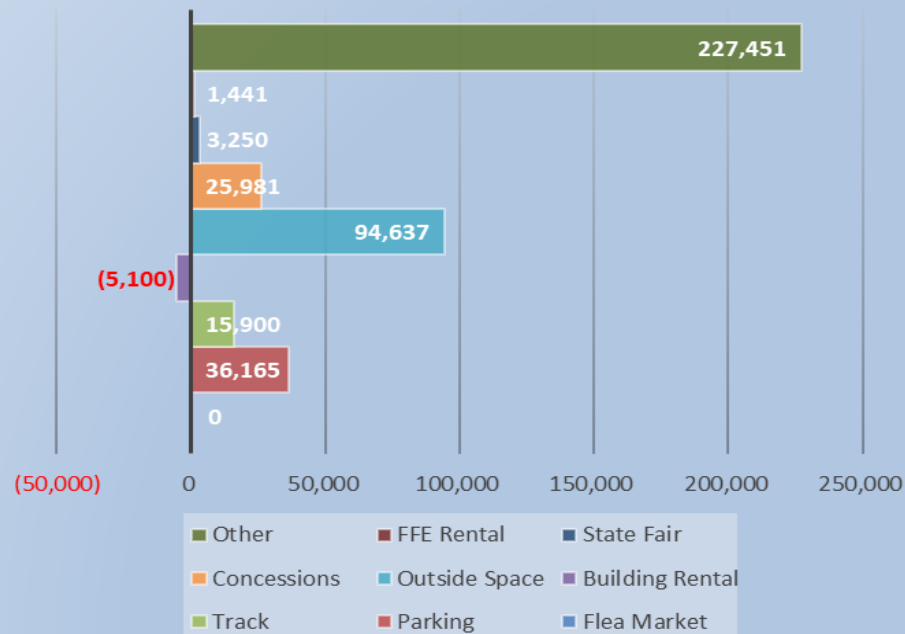
### Expenditure Distribution



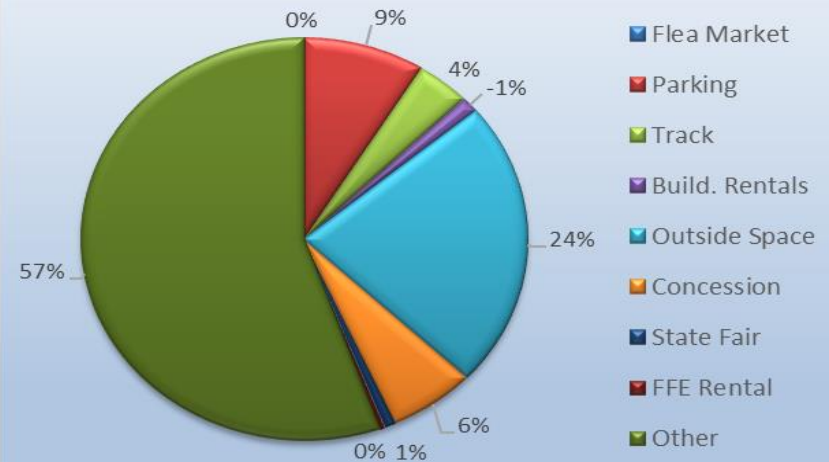
### Budget Tracker



### Budgeted Revenue Collected



### Revenue by Category



Note: Graphs do not include subsidy.