

BFC FINANCIAL PACKAGE

AS OF JULY 31, 2021

Board of Fair Commissioners

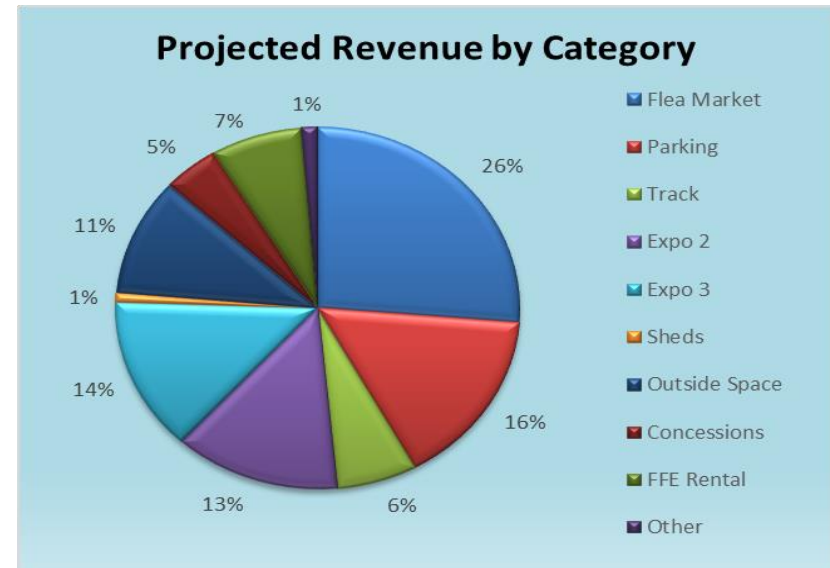
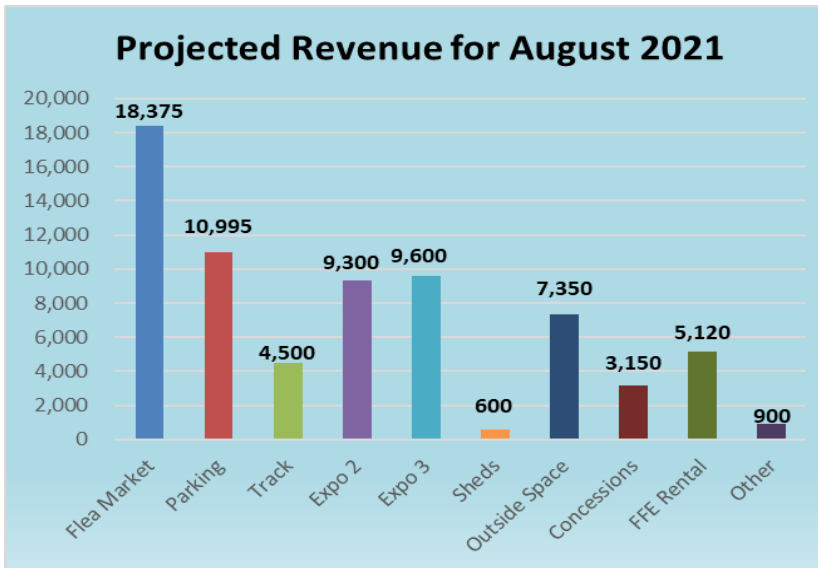
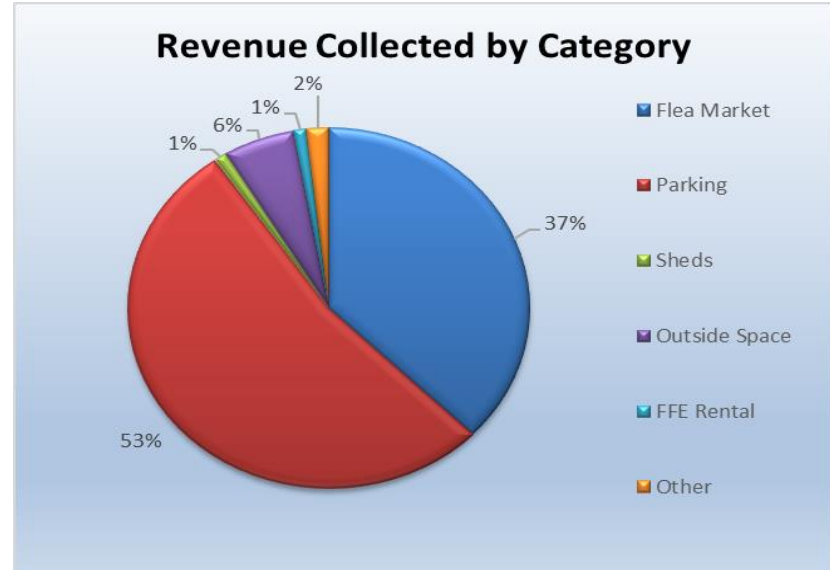
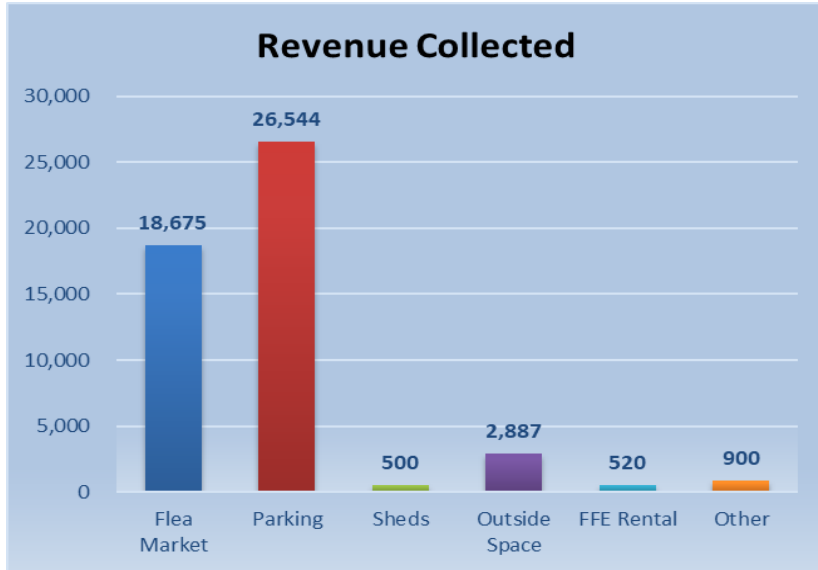
Financial Forecast as of July 31, 2021

Nashville Expo Center at the Fairgrounds

Preliminary Actuals thru July, 2021	
Revenues thru July, 2021	50,026
Expenditures thru July, 2021	(141,709)
Gain (Loss) thru July, 2021	(91,683)
Depreciation Expense	0
Gain (Loss) adjusted for Depreciation	(91,683)

	Budget	YTD
Payroll Expenses	1,574,400	110,838
Utilities	488,200	(393)
Purchased Services	187,400	8,662
Supplies	117,300	6,753
Communications	19,600	0
Temporary Services	200,000	2,063
Security Services	76,000	0
IT Services	99,000	0
Ins. Permits & LOCAP	411,800	13,786
Total	3,173,700	141,709

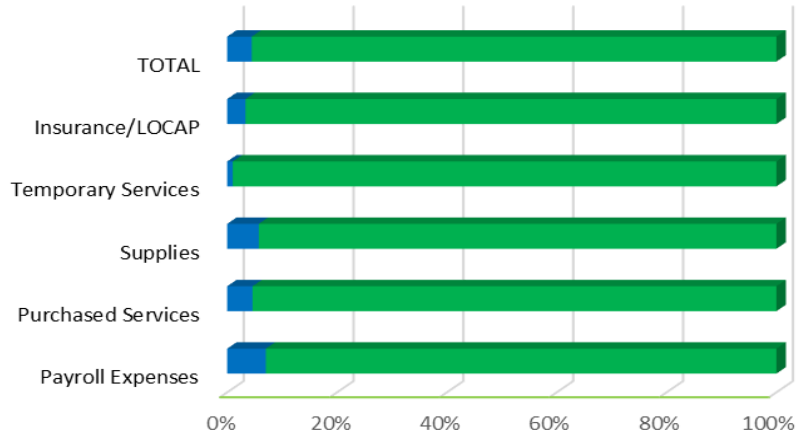
The Fairgrounds Nashville: revenue dashboard through 7/31/2021 (not final)



Note: Graphs do not include subsidy.

The Fairgrounds Nashville: expense dashboard through 7/31/2021 (not final)

Budget Tracker



Expenditure Distribution

