

BFC FINANCIAL PACKAGE

AS OF AUGUST 31, 2021

Board of Fair Commissioners

Financial Forecast as of August 31, 2021

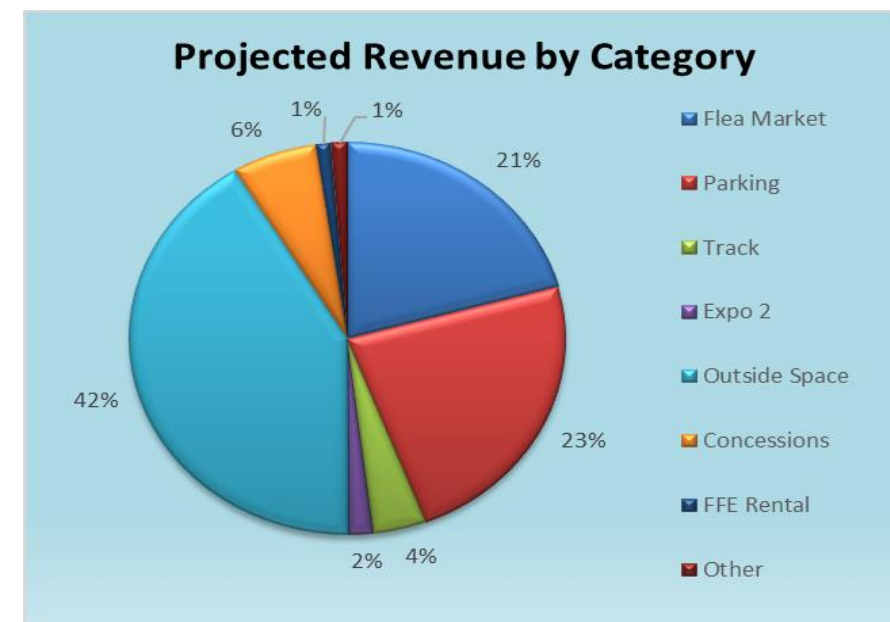
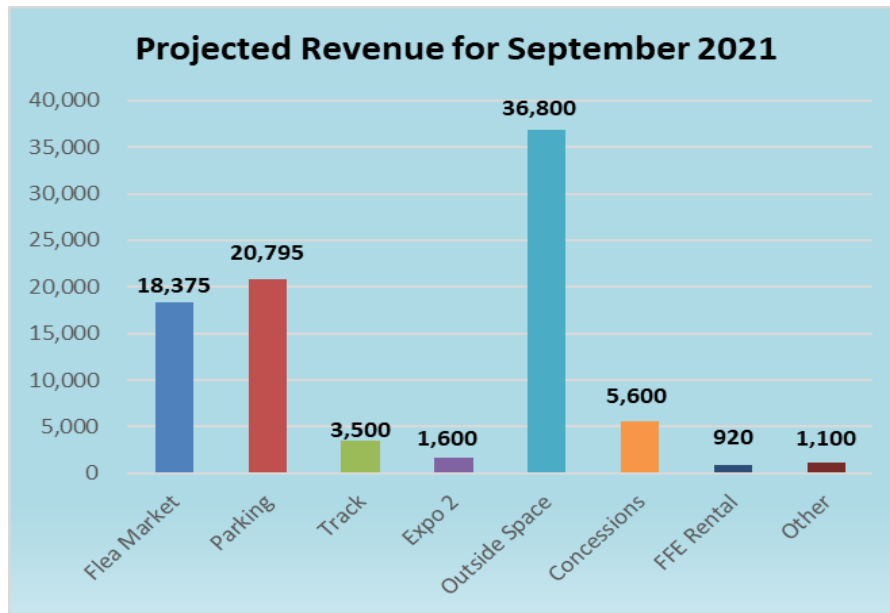
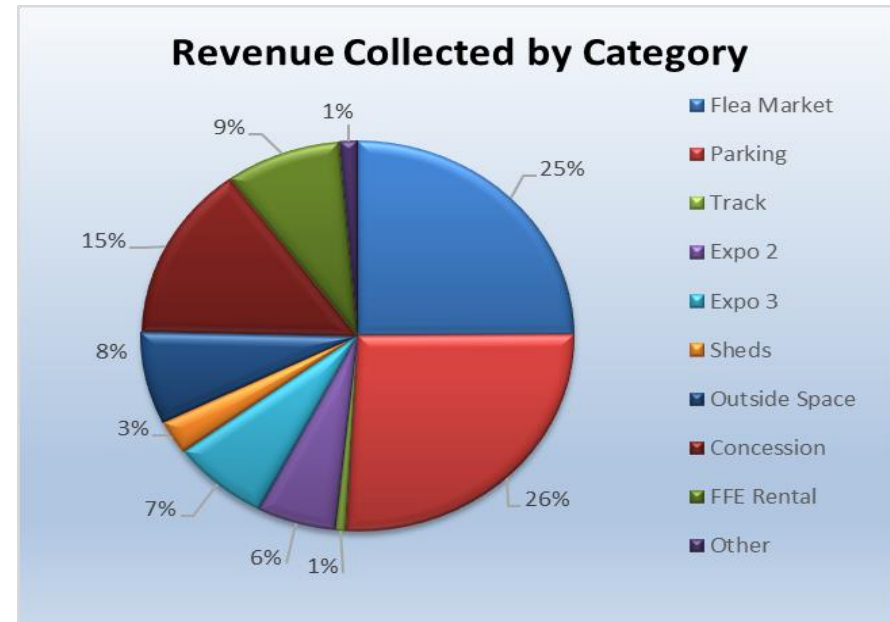
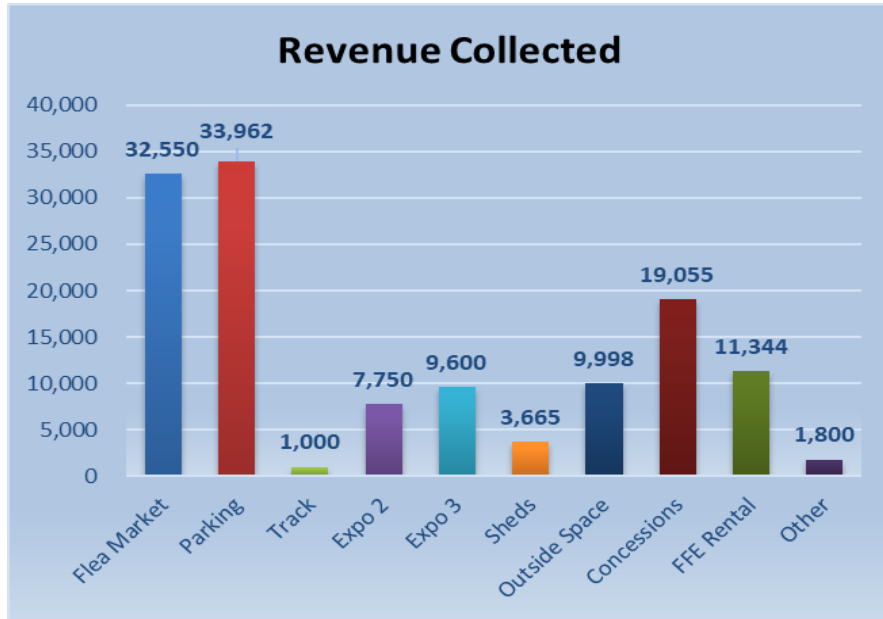
Nashville Expo Center at the Fairgrounds

Preliminary Actuals thru August, 2021

| | |
|---------------------------------------|-----------|
| Revenues thru August, 2021 | 130,724 |
| Expenditures thru August, 2021 | (271,777) |
| Gain (Loss) thru August, 2021 | (141,053) |
| Depreciation Expense | 0 |
| Gain (Loss) adjusted for Depreciation | (141,053) |

| | Budget | YTD |
|----------------------|------------------|----------------|
| Payroll Expenses | 1,574,400 | 110,838 |
| Utilities | 488,200 | 62,601 |
| Purchased Services | 187,400 | 23,782 |
| Supplies | 117,300 | 12,765 |
| Communications | 19,600 | 2,920 |
| Temporary Services | 200,000 | 6,216 |
| Security Services | 76,000 | 7,984 |
| IT Services | 99,000 | 17,098 |
| Ins. Permits & LOCAP | 411,800 | 27,572 |
| Total | 3,173,700 | 271,777 |

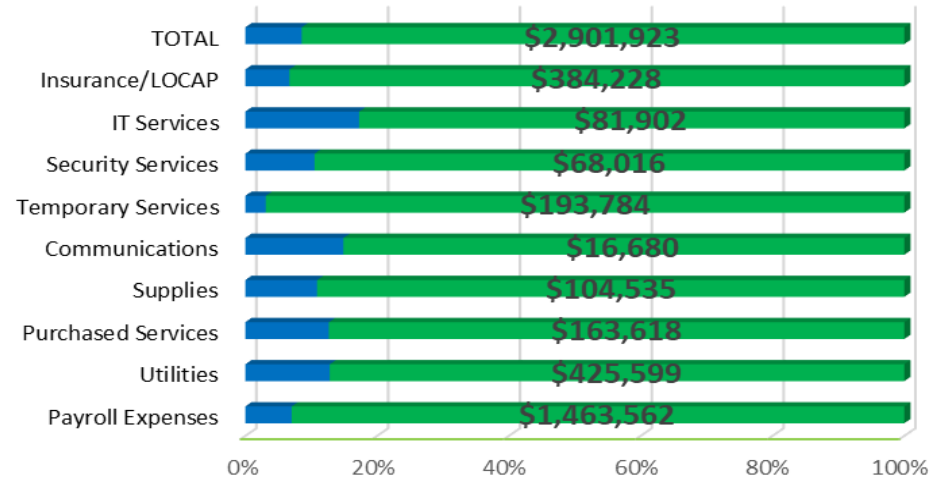
The Fairgrounds Nashville: revenue dashboard through 8/31/2021 (not final)



Note: Graphs do not include subsidy.

The Fairgrounds Nashville: expense dashboard through 8/31/2021 (not final)

Budget Tracker



Expenditure Distribution

