

Metro Nashville and Davidson County

The seal of the Metropolitan Government of Nashville and Davidson County is centered on the page. It features a circular emblem with a sunburst background. Inside the circle, a Native American figure stands on the left, holding a bow and arrow, while a European figure stands on the right. The text "METROPOLITAN GOVERNMENT OF NASHVILLE AND DAVIDSON COUNTY" is inscribed around the perimeter of the seal.

2012 Annual Solid Waste Progress Report

March 21, 2013



Section One - Administrative Contact Information

Regional Planning Contacts

Planning Region Report Author

Report Author: *	Sharon Smith
Author Title:	Project Manager
Organization: *	Metro Nashville Public Works
Address: *	750 S. 5th Street
City:	Nashville
Zip: *	37206
Phone: *	615-862-8715
Mobile:	
Email: *	sharon.smith@nashville.gov

Solid Waste Regional Planning Board or Part 9 Authority

Chair: *	John Sherman
Address: *	526 Fairfax Ave
City:	Nashville
Zip: *	37212
Phone: *	615-383-9606
Mobile:	
Email: *	JSherman@headwatersgroup.com
Term Expires:	12/15/2015

Planning Board

Solid Waste Regional Planning Board Member or Part 9 Board Membe

Anna Alexander

Jurisdiction *
Old Hickory

Term Expires
12/15/2018 

Contact Method:
 Phone Email Address

Phone #:

Contact Method:

Phone Email Address

Phone #:

615-847-5755

Planning Board

Solid Waste Regional Planning Board Member or Part 9 Board Member *

Leslee Alexander

Jurisdiction *

Davidson County at large

Term Expires

12/15/2017

Contact Method:

Phone Email Address

Email:

leslee@lta-consulting.com

Planning Board

Solid Waste Regional Planning Board Member or Part 9 Board Member *

Robert Diehl

Jurisdiction *

Davidson County at large

Term Expires

12/31/2018

Contact Method:

Phone Email Address

Email:

realdiehl@email.com

Planning Board

Solid Waste Regional Planning Board Member or Part 9 Board Member *

Jim Driver

Jurisdiction *

Goodlettsville

Term Expires

12/31/2014

Contact Method:

Phone Email Address

jrn_driver@yahoo.com

Planning Board

Solid Waste Regional Planning Board Member or Part 9 Board Member *

Gail Hughes

Jurisdiction *

Nashville

Term Expires

12/15/2014

Contact Method:

Phone Email Address

Email:

gail.hughes.b1uu@statefam.com

Planning Board

Solid Waste Regional Planning Board Member or Part 9 Board Member *

Daniel Lane

Jurisdiction *

Nashville

Term Expires

12/15/2018

Contact Method:

Phone Email Address

Email:

ablreal@comcast.net

Planning Board

Solid Waste Regional Planning Board Member or Part 9 Board Member *

Ashley Lawal

Jurisdiction *

Davidson County at large

Term Expires

12/15/2016

Contact Method:

Phone Email Address

Email:

ashley@ihospitalitytn.com

Solid Waste Regional Planning Board Member or Part 9 Board Member *

Austin McMullen

Jurisdiction *

Oak Hill

Term Expires

12/31/2016 

Contact Method:

Phone Email Address

Email:

amcmullen@babco.com

Planning Board

Solid Waste Regional Planning Board Member or Part 9 Board Member *

Mike Pearigen

Jurisdiction *

Davidson County at large

Term Expires

12/15/2016 

Contact Method:

Phone Email Address

Email:

pearigen@lunalaawnashville.com

Planning Board

Solid Waste Regional Planning Board Member or Part 9 Board Member *

Beth Reardon

Jurisdiction *

Belle Meade

Term Expires

12/31/2015 

Contact Method:

Phone Email Address

Email:

breardon@citybellemeade.org

Jack Vannatta

Jurisdiction *

Lakewood

Term Expires

12/31/2014 

Contact Method:

Phone Email Address

Email:

jvann43@aol.com

Local Government Contacts

Local Government Mayor or Executive: *

Karl Dean

Title:

Mayor

Address: *

Metro Courthouse

City:

Nashville

Zip: *

37201

Phone: *

615-862-6000

Mobile:

Email:

Solid Waste Director:

Randy Lovett

Title:

Public Works Director

Organization:

Metro Nashville Public Works

Address:

750 S. 5th Street

City:

Nashville

Zip:

37206

Phone:

615-862-8750

Mobile:

Email:

Section Two – Collection System & Diversion Activities

Diversion Activities

Did your local government have any household hazardous waste events? *

- Yes
 No

Disaster Recovery Diversion

Comment on any disaster related solid waste activities that may have influenced diversion efforts with your local government.

None in 2012

Source Reduction Activities

Describe source reduction and reuse activities by public or private entities by jurisdiction.

Backyard Composting - Public Works continues offers two types of backyard compost bins (Earth Machine and the Green Cone) for sale at the Omohundro Convenience Center. In 2012, 125 compost bins were sold. Public Works also donated 8 backyard compost bins to schools this past year. Public Works also offers backyard composting classes and Master Composter classes.

Community Gardens - Public Works supports community gardens and provides compost containers and workshops to church and neighborhood community gardens in Davidson County. We also support the Keep America Beautiful program working to connect community gardens and organizations such as Second Harvest.

List any restrictions the local government or region places on collected wastes (Examples: no cardboard allowed in MSW compactors, additional container charges, etc.)

July 1, 2011 - Yard waste banned from waste containers
July 1, 2012 - Trash cart fees for more than two cart
July 1, 2013 - Private Haulers Offer Recycling and cardboard banned from waste containers
July 1, 2014 - Trash cart fees for more than one cart
July 1, 2015 - Electronic waste banned from waste containers

Convenience Centers

1. Convenience Center

 [Remove](#)

Name of Convenience Center:	<input type="text" value="East Convenience Center"/>
Address: *	<input type="text" value="939 A Dr. Richard G. Adams Dr."/>
City: *	<input type="text" value="Nashville"/>
Zip: *	<input type="text" value="37207"/>
Permit Number: *	<input type="text" value="19-102-1067"/>
Phone #: *	<input type="text" value="615-862-8631"/>

Days Convenience Center is open:

Monday Tuesday Wednesday Thursday Friday Saturday Sunday

Monday

Time Open

Time Closed

Tuesday

Time Open

Time Closed

Wednesday

Time Open

Time Closed

Thursday

Time Open

Time Closed

Friday

Time Open

Time Closed

Saturday
Time Open
Time Closed

Sunday
Time Open
Time Closed

Do you collect recyclables? *

Yes
 No

What recyclables are collected at this Convenience Center: *

<input checked="" type="checkbox"/> Metals	<input checked="" type="checkbox"/> Paper	<input checked="" type="checkbox"/> Glass	<input checked="" type="checkbox"/> Batteries
<input checked="" type="checkbox"/> Plastic	<input checked="" type="checkbox"/> Textiles	<input type="checkbox"/> Pallets	<input checked="" type="checkbox"/> Tires
<input checked="" type="checkbox"/> Used Oil	<input checked="" type="checkbox"/> Antifreeze	<input checked="" type="checkbox"/> E-Scrap	<input checked="" type="checkbox"/> Paint
<input checked="" type="checkbox"/> Other			

2. Convenience Center

Name of Convenience Center: *

Address: *

City: *

Zip: *

Permit Number: *

Phone #: *

Days Convenience Center is open:

Monday Tuesday Wednesday Thursday Friday Saturday Sunday

Tuesday
Time Open
Time Closed

Wednesday
Time Open
Time Closed

Thursday
Time Open
Time Closed

Friday

Time Open
Time Closed

Saturday
Time Open
Time Closed

Do you collect recyclables? *

- Yes
- No

What recyclables are collected at this Convenience Center: *

- | | | | |
|---|--|---|---|
| <input checked="" type="checkbox"/> Metals | <input checked="" type="checkbox"/> Paper | <input checked="" type="checkbox"/> Glass | <input type="checkbox"/> Batteries |
| <input checked="" type="checkbox"/> Plastic | <input checked="" type="checkbox"/> Textiles | <input type="checkbox"/> Pallets | <input checked="" type="checkbox"/> Tires |
| <input type="checkbox"/> Used Oil | <input type="checkbox"/> Antifreeze | <input type="checkbox"/> E-Scrap | <input type="checkbox"/> Paint |
| <input type="checkbox"/> Other | | | |

3. Convenience Center

 Remove

Name of Convenience Center: *
Address: *
City: *
Zip: *
Permit Number: *
Phone #: *

Days Convenience Center is open:

- Monday Tuesday Wednesday Thursday Friday Saturday Sunday

Tuesday
Time Open
Time Closed

Wednesday
Time Open
Time Closed

Thursday
Time Open
Time Closed

Friday
Time Open
Time Closed

Saturday

Time Open

08:00

Time Closed

16:30

Do you collect recyclables? *

- Yes
 No

What recyclables are collected at this Convenience Center: *

- | | | | |
|---|--|---|---|
| <input checked="" type="checkbox"/> Metals | <input checked="" type="checkbox"/> Paper | <input checked="" type="checkbox"/> Glass | <input checked="" type="checkbox"/> Batteries |
| <input checked="" type="checkbox"/> Plastic | <input checked="" type="checkbox"/> Textiles | <input type="checkbox"/> Pallets | <input checked="" type="checkbox"/> Tires |
| <input type="checkbox"/> Used Oil | <input type="checkbox"/> Antifreeze | <input checked="" type="checkbox"/> E-Scrap | <input type="checkbox"/> Paint |
| <input checked="" type="checkbox"/> Other | | | |

 Add

Convenience Center Summary

Please identify ANY changes that occurred to your convenience center(s)?

No changes in 2012.

The State of Tennessee will input the number of County Convenience Centers required as computed using this worksheet ([click here](#)):

Total number of Convenience Centers present in jurisdiction:

Difference:

If you have fewer convenience centers than are required, what steps will be taken to provide collection assurance?

n/a

Public Collection (Green Box)

Does your local government have any green boxes? *

- Yes
- No

Transfer Stations

Does your local government have any transfer stations?

- Yes
- No

Does your local government have any recycling drop off locations not associated with convenience centers? *

- Yes
- No

1. Drop off Locations

Name *

Bellevue Park & Ride

Address *

Coley Davis Road & HWY 70

City *

Bellevue

Check all materials collected *

- Paper
- Glass
- Plastic
- Metals

 Remove

2. Drop off Locations


Name *

Old Ben West Library

Address *

Polk Ave & Union Street

City *

 Remove

Nashville

Check all materials collected *

Paper Glass Plastic Metals

3. Drop off Locations

Name *

Bicentennial Mall

 Remove

Address *

5th Ave N. & Jackson St.

City *

Nashville

Check all materials collected *

Paper Glass Plastic Metals

4. Drop off Locations

Name *

Lakewood City Hall

 Remove

Address *

3401 Old Hickory Blvd

City *

Lakewood

Check all materials collected *

Paper Glass Plastic Metals

5. Drop off Locations

Name *

Elysian Fields Kroger

 Remove

Address *

3955 Nolensville Road

City *

Nashville

Check all materials collected *

Paper Glass Plastic Metals

6. Drop off Locations

Name *

Granbery Elementary

 Remove

Address *

5501 Hill Road

City *

Nashville

Check all materials collected *

Paper Glass Plastic Metals

7. Drop off Locations

Name *

Hermitage Hobby Lobby

 Remove

Address *

4101 Lebanon Road

City *

Nashville

Check all materials collected *

Paper Glass Plastic Metals

8. Drop off Locations

Name *

Hillsboro High School

 Remove

Address *

3812 Hillsboro Pike

City *

Nashville

Check all materials collected *

Paper Glass Plastic Metals

9. Drop off Locations

Name *

Joelton Middle School

 Remove

Address *

3500 Old Clarksville HWY

City *

Joelton

Check all materials collected *

Paper Glass Plastic Metals

10. Drop off Locations

Name *

McGavock High School

 Remove

Address *

3150 McGavock Pike

City *

Nashville

Check all materials collected *

Paper Glass Plastic Metals

11. Drop off Locations

Name *

QRS Recycling

Address *

630 Myatt Dr.

City *

Madison

Check all materials collected *

Paper Glass Plastic Metals

12. Drop off Locations

Name *

Whites Creek High School

Address *

3518 W. Hamilton Ave.

City *

Nashville

Check all materials collected *

Paper Glass Plastic Metals

13. Drop off Locations

Name *

Youth About Business

Address *

3518 W. Hamilton Ave.

City *

Nashville

Check all materials collected *

Paper Glass Plastic Metals



Pay as You Throw

Does your local government have PAYT?

- Yes
- No

Roadside Dumps

List the locations of the largest five roadside dumps and the materials that make up these dumps.

#	LOCATIONS	MATERIALS	DUMP TONS
1	Glastonbury Dr	Household Garbage, Tires	437
2	Masonwood Dr		
3	Old Glenrose Ave		
4	Bell Allen Rd		
5	Edenwold Rd		

List Higher Level of Service-Alternative Disposal Collection Systems

Does any local government have curbside waste collection (Higher Level of Service-Alternative Disposal Collection System)? *

- Yes
 No

1. Higher Level of Service-Alternative Disposal Collection System

Jurisdiction: *

Davidson County - Urban Service C

 Remove

Public program percentage of coverage within the jurisdiction: *

30.00 %

Publicly contracted programs percentage coverage within the jurisdiction: *

70.00 %

Privately contracted programs percentage coverage within the jurisdiction: *

0.00 %


Total percentage of each category of service for the jurisdiction

100.00

2. Higher Level of Service-Alternative Disposal Collection System

Jurisdiction: *

Davidson County - General Service

 Remove

Public program percentage of coverage within the jurisdiction: *

0.00 %

Publicly contracted programs percentage coverage within the jurisdiction: *

0.00 %

Privately contracted programs percentage coverage within the jurisdiction: *

100.00 %

Total percentage of each category of service for the jurisdiction

100.00

3. Higher Level of Service-Alternative Disposal Collection System

Jurisdiction: *

 Remove

City of Berry Hill

Public program percentage of coverage within the jurisdiction: *

0.00 %

Publicly contracted programs percentage coverage within the jurisdiction: *

100.00 %

Privately contracted programs percentage coverage within the jurisdiction: *

0.00 %

Total percentage of each category of service for the jurisdiction

100.00

4. Higher Level of Service-Alternative Disposal Collection System

Jurisdiction: *

City of Oak Hill

Public program percentage of coverage within the jurisdiction: *

0.00 %

Publicly contracted programs percentage coverage within the jurisdiction: *

100.00 %

Privately contracted programs percentage coverage within the jurisdiction: *

0.00 %

Total percentage of each category of service for the jurisdiction

100.00

5. Higher Level of Service-Alternative Disposal Collection System

Jurisdiction: *

City of Forrest Hills

Public program percentage of coverage within the jurisdiction: *

0.00 %

Publicly contracted programs percentage coverage within the jurisdiction: *

0.00 %

Privately contracted programs percentage coverage within the jurisdiction: *

100.00 %

Total percentage of each category of service for the jurisdiction

100.00

6. Higher Level of Service-Alternative Disposal Collection System

Jurisdiction: *

City of Belle Meade

Public program percentage of coverage within the jurisdiction: *

0.00 %

Publicly contracted programs percentage coverage within the jurisdiction: *

100.00 %

Privately contracted programs percentage coverage within the jurisdiction: *

%

Total percentage of each category of service for the jurisdiction

7. Higher Level of Service-Alternative Disposal Collection System

Jurisdiction: *

Public program percentage of coverage within the jurisdiction: *

%

Publicly contracted programs percentage coverage within the jurisdiction: *

%

Privately contracted programs percentage coverage within the jurisdiction: *

%

Total percentage of each category of service for the jurisdiction

 Add

List Curbside Recycling Programs by Jurisdiction

Does any local government have any curbside recycling programs? *

- Yes
 No

1. Curbside Recycling Program

Jurisdiction: *

Participation Rate: *

Check all materials collected in program: *

- Fiber/Paper
 Glass
 Plastic
 Metals
 Other

Is this program Separated or Co-mingled: *

- Separated
 Co-mingled

2. Curbside Recycling Program

Jurisdiction: *

Participation Rate: *

54.00

Check all materials collected in program: *

- Fiber/Paper
- Glass
- Plastic
- Metals
- Other

Is this program Separated or Co-mingled: *

- Separated
- Co-mingled

3. Curbside Recycling Program

Jurisdiction: *

Goodlettsville

 Remove

Participation Rate: *

32.00

Check all materials collected in program: *

- Fiber/Paper
- Glass
- Plastic
- Metals
- Other

Is this program Separated or Co-mingled: *

- Separated
- Co-mingled

4. Curbside Recycling Program

Jurisdiction: *

Berry Hill

 Remove

Participation Rate: *

0.00

Check all materials collected in program: *

- Fiber/Paper
- Glass
- Plastic
- Metals
- Other

Is this program Separated or Co-mingled: *

- Separated
- Co-mingled

5. Curbside Recycling Program

Jurisdiction: *

Belle Meade

 Remove

Participation Rate: *

0.00

Check all materials collected in program: *

- Fiber/Paper
- Glass
- Plastic
- Metals
- Other

Is this program Separated or Co-mingled: *

- Separated
- Co-mingled

Facility

Provide the Name and Physical Street Address of the Facility(s) where your recyclables (paper, plastic, glass and metal) are taken, sorted, and prepared for market, after they are collected at your convenience centers, through your curbside program, or other collection points.

1. Facility

Name *

Address *

City *

Zip *

 [Remove](#)

2. Facility

Name *

Address *

City *

Zip *

If publicly owned, describe the equipment at this location.

Section 3 – Solid Waste Planning & Implementation

Publicly Owned/Operated Landfills

Are there any publicly owned landfills in the region?

- Yes
 No

Future Marketing and Educational Initiatives Marketing

Please describe the marketing and educational initiatives you plan in the next year. *

Below is a short summary of 2012 Marketing Initiatives:

- Media campaign with Channel 3 to promote "Recycle and Save"
- Media campaign with Fox to promote Earth Day
- Advertising in Green Hills News, Today magazine and Tennessee Black Pages
- Booths at the Lawn & Garden Show & Nashville Earth Day Festival
- Metro 3 slides run regularly providing information on a variety of waste and recycling events, services and announcements.
- Metro3 video on "Recycle and Save!"
- Regular media releases regarding Public Works services including:
 - E-waste Event in November at LP Field
 - Free Shred Event in November at LP Field
 - Great American Clean-up
 - Christmas tree recycling
 - Brush Collection
- Trash Art Contest with Red River.

Based on availability of funding, Public Works will continue providing the same waste reduction education programs in 2013 as in the past. Please see the next section on Past Education Efforts.

Disaster Debris Management

Does your local government have a Disaster Debris Management Plan? *

- Yes
- No

Is the Plan Modeled after FEMA's PA325 Plan? *

- Yes
- No

Has it been accepted by TEMA and FEMA? *

- Yes
- No

Are pre-event contracts in place? *

- Yes
- No

With whom and for what service: *

DRC Emergency Services, LLC - removal of disaster related debris

Are staging areas identified? *

- Yes
- No

Where? *

Staging areas are dependent on the nature of the debris to be managed. There are three mixed debris staging areas:

1. Donelson/BNA
2. Warner Park
3. Metro Center

How is Waste Reduction and Diversion addressed in the local disaster debris management plan? *

Where possible wood waste and metal items are collected separately for recycling.

Section 4 – Problem Management & Education

Complaints

Is a method provided to receive complaints from the public related to solid waste issues? *

- Yes
 No

Provide the total number of reported solid waste complaints: *

Provide the number of solid waste complaints resolved: *

Describe the nature of the complaints: *

Request for additional recycling/trash carts, missed trash/recycling service and general information questions.

Past Education Efforts

If you conducted any educational programs click on the "Add" button below.

1. Educational Program

Program Name: *

 Remove

Program Sponsor: *

Program Effectiveness: *

- Positive Result - Noticeable increase in materials or quality after campaign
 Negative Result - Noticeable decrease in materials or quality after campaign
 Neutral Result - No change in material rates or quality after campaign

Program Type: *

- Classroom
- Advertisement
- Public Access
- Tour
- Recycle Guys
- Community Outreach
- Other

Program Target: *

- Adult/General Public
- Business/Industry
- Government/Institutional
- Children/Educators
- Media
- Civic/Environment
- Other

Number Served: *

- 0-10
- 11-20
- 21-30
- 31-50
- 51-100
- 101-500
- 501-1000
- 1001-5000
- 5001-10,000
- County-Wide
- Other
- Special

Narrative:

Recycling and litter prevention puppet show.

2. Educational Program

Program Name: *

Curby's Reading

 [Remove](#)

Program Sponsor: *

Metro Beautification

Program Effectiveness: *

- Positive Result - Noticeable increase in materials or quality after campaign
- Negative Result - Noticeable decrease in materials or quality after campaign
- Neutral Result - No change in material rates or quality after campaign

Program Type: *

- Classroom
- Advertisement
- Public Access
- Tour
- Recycle Guys
- Community Outreach
- Other

Program Target: *

- Adult/General Public
- Business/Industry
- Government/Institutional
- Children/Educators
- Media
- Civic/Environment
- Other

Number Served: *

- 0-10
- 11-20
- 21-30
- 31-50
- 51-100
- 101-500
- 501-1000
- 1001-5000
- 5001-10,000
- County-Wide
- Other
- Special

Narrative:

Story book program about recycling and litter prevention

3. Educational Program

Program Name: *

 Remove

Field Trip to the Recycling Center

Program Sponsor: *

Metro Beautification

Program Effectiveness: *

- Positive Result - Noticeable increase in materials or quality after campaign
- Negative Result - Noticeable decrease in materials or quality after campaign
- Neutral Result - No change in material rates or quality after campaign

Program Type: *

- Classroom
- Advertisement
- Public Access
- Tour
- Recycle Guys
- Community Outreach
- Other

Program Target: *

- Adult/General Public
- Business/Industry
- Government/Institutional
- Children/Educators
- Media
- Civic/Environment
- Other

Number Served: *

- 0-10
- 11-20
- 21-30
- 31-50
- 51-100
- 101-500
- 501-1000
- 1001-5000
- 5001-10,000
- County-Wide
- Other
- Special

Narrative:

Interactive presentation about recycling for all ages

4. Educational Program

 [Remove](#)

Program Name: *

Scout Patch Program

Program Sponsor: *

Metro Beautification

Program Effectiveness: *

- Positive Result - Noticeable increase in materials or quality after campaign
- Negative Result - Noticeable decrease in materials or quality after campaign
- Neutral Result - No change in material rates or quality after campaign

Program Type: *

- Classroom
- Advertisement
- Public Access
- Tour
- Recycle Guys
- Community Outreach
- Other

Program Target: *

- Adult/General Public
- Business/Industry
- Government/Institutional
- Children/Educators
- Media
- Civic/Environment
- Other

Number Served: *

- 0-10
- 11-20
- 21-30
- 31-50
- 51-100
- 101-500
- 501-1000
- 1001-5000
- 5001-10,000
- County-Wide
- Other
- Special

Narrative:

Promotes environmental stewardship in a number of ways and rewards all participating scouts with the Metro Beautification and Environment Commission badge.

5. Educational Program

 Remove

Program Name: *

Composting Education

Program Sponsor: *

Metro Beautification

Program Effectiveness: *

- Positive Result - Noticeable increase in materials or quality after campaign
- Negative Result - Noticeable decrease in materials or quality after campaign
- Neutral Result - No change in material rates or quality after campaign

Program Type: *

- Classroom
- Advertisement
- Public Access
- Tour
- Recycle Guys
- Community Outreach
- Other

Program Target: *

- Adult/General Public
- Business/Industry
- Government/Institutional
- Children/Educators
- Media
- Civic/Environment
- Other

Number Served: *

- 0-10
- 11-20
- 21-30
- 31-50
- 51-100
- 101-500
- 501-1000
- 1001-5000
- 5001-10,000
- County-Wide
- Other
- Special

Narrative:

Students learn about composting at school and use donated or loaned compost bins to see how the process works. This includes the Master Composter Class provided for adults.

6. Educational Program

 Remove

Program Name: *

Curby's Recycling Roadshow

Program Sponsor: *

Metro Beautification

Program Effectiveness: *

- Positive Result - Noticeable increase in materials or quality after campaign
- Negative Result - Noticeable decrease in materials or quality after campaign
- Neutral Result - No change in material rates or quality after campaign

Program Type: *

- Classroom
- Advertisement
- Public Access
- Tour
- Recycle Guys
- Community Outreach
- Other

Program Target: *

- Adult/General Public
- Business/Industry
- Government/Institutional
- Children/Educators
- Media
- Civic/Environment
- Other

Number Served: *

- 0-10
- 11-20
- 21-30
- 31-50
- 51-100
- 101-500
- 501-1000
- 1001-5000
- 5001-10,000
- County-Wide
- Other
- Special

Narrative:

Recycling presentation performed as outreach in the school classrooms, community centers, libraries, etc.

7. Educational Program

Program Name: *

Ring around the School

 Remove

Program Sponsor: *

Metro Beautification

Program Effectiveness: *

- Positive Result - Noticeable increase in materials or quality after campaign
- Negative Result - Noticeable decrease in materials or quality after campaign
- Neutral Result - No change in material rates or quality after campaign

Program Type: *

- Classroom
- Advertisement
- Public Access
- Tour
- Recycle Guys
- Community Outreach
- Other

Program Target: *

- Adult/General Public
- Business/Industry
- Government/Institutional
- Children/Educators
- Media
- Civic/Environment
- Other

Number Served: *

- 0-10
- 11-20
- 21-30
- 31-50
- 51-100
- 101-500
- 501-1000
- 1001-5000
- 5001-10,000
- County-Wide
- Other
- Special

Narrative:

Campus litter clean up event performed at the school.

8. Educational Program

Program Name: *

Trash Art Contest

 Remove

Program Sponsor: *

Metro Beautification

Program Effectiveness: *

- Positive Result - Noticeable increase in materials or quality after campaign
- Negative Result - Noticeable decrease in materials or quality after campaign
- Neutral Result - No change in material rates or quality after campaign

Program Type: *

- Classroom
- Advertisement
- Public Access
- Tour
- Recycle Guys
- Community Outreach
- Other

Program Target: *

- Adult/General Public
- Business/Industry
- Government/Institutional
- Children/Educators
- Media
- Civic/Environment
- Other

Number Served: *


- 0-10
- 11-20
- 21-30
- 31-50
- 51-100
- 101-500
- 501-1000
- 1001-5000
- 5001-10,000
- County-Wide
- Other
- Special

Narrative:

Students use old items, clean trash, and recyclables to make a work of art.

9. Educational Program

Program Name: *

 Remove

Trash Truck Art Contest

Program Sponsor: *

Metro Beautification/Red River Sen

Program Effectiveness: *

- Positive Result - Noticeable increase in materials or quality after campaign
- Negative Result - Noticeable decrease in materials or quality after campaign
- Neutral Result - No change in material rates or quality after campaign

Program Type: *

- Classroom
- Advertisement
- Public Access
- Tour
- Recycle Guys
- Community Outreach
- Other

Program Target: *

- Adult/General Public
- Business/Industry
- Government/Institutional
- Children/Educators
- Media
- Civic/Environment
- Other

Number Served: *

- 0-10
- 11-20
- 21-30
- 31-50
- 51-100
- 101-500
- 501-1000
- 1001-5000
- 5001-10,000
- County-Wide
- Other
- Special

Narrative:

Students grades 3 – 4 make a themed work of art in a city-wide competition, competing for monetary prizes for school art programs.

10. Educational Program

 [Remove](#)

Program Name: *

Paper Making

Program Sponsor: *

Metro Beautification

Program Effectiveness: *

- Positive Result - Noticeable increase in materials or quality after campaign
- Negative Result - Noticeable decrease in materials or quality after campaign
- Neutral Result - No change in material rates or quality after campaign

Program Type: *

- Classroom
- Advertisement
- Public Access
- Tour
- Recycle Guys
- Community Outreach
- Other

Program Target: *

- Adult/General Public
- Business/Industry
- Government/Institutional
- Children/Educators
- Media
- Civic/Environment
- Other

Number Served: *

- 0-10
- 11-20
- 21-30
- 31-50
- 51-100
- 101-500
- 501-1000
- 1001-5000
- 5001-10,000
- County-Wide
- Other
- Special

Narrative:

Hand made paper recycling program.

Section 5 – Program Summary

Solid Waste Planning - Detail Strategies on Diversion

The Region's 10-Year Plan outlined a strategy to manage solid waste. In lieu of developing a complete update of this Plan as required by TCA 82-211-814, answer the following questions in as much detail as possible. **These questions should be answered by the government body responsible for directly determining solid waste policy within the region.**

Name and title of individual(s) who answers the following questions:

Metro Public Works staff.

Looking back on the Plan from this current year, what changes have been made in the way the county handles & prioritizes Solid Waste?

Beginning July 1, 2012 Public Works began phasing in a pay as you throw program. In July of this past year, residents needing more than 2 trash carts will pay a monthly collection and disposal fee for the 3rd and additional carts. Residents are encouraged to recycling and reduce the number of trash carts they need. Additional recycling carts are provided at no cost. Further changes to this system will be implemented in future years.

List and discuss the three largest obstacles to your solid waste disposal system:

As mentioned in the Region's 10 Year Plan section 4.10, the biggest weakness of the disposal system is "its reliance on a single, privately-owned transfer station and a single contractor to provide transfer, hauling and disposal services to metro and other local governments for the non-recycled MSW generated in the region." An additional obstacle to the regions disposal system is the lack of any commercial compost options.

Probably the most limiting factor, however, is that Metro Public Works only controls a fraction of the waste generated in the county. As noted below, approximately 77% of the waste disposed in Class I landfills and all the waste disposed in Class III-IV landfills falls outside the control of the department. Every effort is made, however, to reach out to private businesses, institutions and residents in the General Services District and satellite cities to promote waste reduction and recycling.

In the coming years, how do you plan to handle disposal of waste differently to better address these issues?

Modification to the current system would be dependent on funding.

List and discuss the three largest obstacles to your waste reduction/recycling system:

Because recycling within the region is done on a voluntary basis, the single largest obstacle is the reduced funding for education and outreach programs. One good example is plastic recycling. When Nashville first started the single-stream recycling program in 2002, plastic was not allowed in recycling carts and the material distributed with the carts, the stickers on the carts all indicated that plastics were not allowed.

Several years later, plastic was added. At that time, staff felt the need for a broad public information campaign to inform residents that plastic could be recycled at the curb (and no longer needed to be taken to recycling drop-off sites). Funding was not available.

Even now, years later, people will periodically request that plastic collection be included. In a recent partnership with Coke, every recycling customer in the Urban Services District received updated information on all items that can be recycled at the curb in a recent "Recycle and Win" mailing which will be part of the 2013 report.

In the coming years, what new programs, or modifications to existing programs, will be enacted to increase the amounts of material being reduced/recycled?

As mentioned above, Public Works is phasing in a pay as you throw program where residential customers will be required to pay for additional trash carts. Recycling carts will be provided at no cost. In 2012, part one of the program began and residential customers with more than 2 trash carts pay a monthly collection and disposal cost for each additional cart. In 2014, residential customers with more than 1 trash cart will pay the additional monthly collection and disposal fee. Recycling carts will be provided at no additional cost.

Improvements Remediation

Facility Improvements - Project any facility improvements needed for processing and/or managing solid waste and diversion efforts:

Public Works does not plan on any facility improvements over the next year.

Monitoring Cost Projections - Project any future monitoring, remediation, or mandated improvements over the next five years by the county for county owned solid waste facilities, including convenience centers or transfer stations:

Landfill monitoring costs for the last fiscal year were:

Bordeaux Landfill - \$52,970.00

Ash Monofill - \$7,152.15

Due West Landfill - \$5,803.03

Lebanon Road Landfill - \$8,731.72

Waste Stream Estimate

Give approximate percentages of each category of waste that make up your county's MSW stream.

Residential: 23%

Commercial: 77%

Successes and Setbacks

Describe any setbacks encountered in your solid waste management program and how these setbacks will be resolved in future plans:

Please see section above on obstacles to the region's solid waste disposal system.

Describe your successes in the implementation of your Solid Waste Management Plan. What are you doing well to promote waste reduction?

The 10 Year Solid Waste Plan outlines short, mid and long-term recommendations to reducing waste in the county. When Metro Council adopted the updated Solid Waste Code in August of 2010, a number of changes to how waste is managed were included. The intent of those changes was to encourage recycling and to provide an incentive for recycling. See description below:

July 1, 2011 - Yard waste banned from waste containers

July 1, 2012 - Trash cart collection and disposal fees for customers with more than 2 carts

July 1, 2013 - All private haulers in the county are required to offer recycling & cardboard banned from waste containers

July 1, 2014 - Trash cart collection and disposal fees for customers with more than one cart

July 1, 2015 - Electronic waste banned from waste containers

Describe how you manage each of the following problem wastes: batteries, paint, electronic scrap, tires, oil and antifreeze. Please include information on any difficulties you have had with each:

All items listed are handled at the Metro Public Works Household Hazardous Waste facility located at the East Convenience Center. All items other than paint are recycled. In addition to the items listed above, residents can drop-off CFL's, pesticides and other household chemicals, A/C units with Freon (staff onsite removes and recycles the Freon) and more. Residents of Nashville and Davidson County have access to this facility seven days per week.

Description of the Municipal Solid Waste Region

State or revise current responsibilities of each local government in the region by jurisdiction.

Each of the local governments (other than the City of Forrest Hills) provides trash and recycling service for their residents. All residents of Nashville and Davidson County have access to trash and curbside recycling collection either through city funded programs or by contracting directly with a private hauler.

Describe and provide an analysis of the Current Solid Waste Management System within the region.

The majority of the waste collected in Nashville and Davidson County is picked up by either city staff, city contractors or private contractors and is transported to one of two waste transfer stations within the county. The waste transfer stations are owned by Waste Management, Inc. and Republic Services. Class I landfilled waste is then transferred out of the region to privately owned landfills.

Describe the growth trends, waste projections, and system structure of the region.

Davidson County is a vibrant region with the population growth rate consistent to Table 5-1 of the 10 Year Plan. Since the current 10 Year Plan was adopted in December of 2008, the Region has seen a general decline in Class I landfilled tons per capita.

Describe current waste reduction strategies for the region. Include effectiveness. If positive waste reduction efforts are not occurring, describe why and lay out strategy with timeline to address negative result efforts.

Currently every resident in the region has access to recycling collection either provided by a city funded service or available to the resident (including apartments) by contracted haulers.

Describe current waste collection and transportation systems. Include any expected changes or revisions to this plan.

Waste is collected by a combination of government services and privately contracted services. As mentioned above, the majority of the waste goes to one of the two privately owned waste transfer stations in the county. No changes to this system are expected in the next year.

Describe current recycling strategies. If capture rate for commodities are less than the percentage described in the region's plan for available materials, what will be done to address this issue. Give time table of projects, responsible parties, and method to determine success that will be used to attain this.

Annual commercial recycling rates can be very volatile depending on private recyclers willingness to provide data. With no state regulations in place to enforce reporting, gathering recycling statistics is challenging. The region, however, is confident that rates, in the public sector, will grow overtime with the implementation of curbside recycling programs in all but one of the satellite cities, the implementation of recycling incentives such as trash cart fees in the Urban Services District, and the upcoming ban on cardboard in waste containers.

Describe the region’s current composting, solid waste processing, waste-to-energy, and incineration capacity and strategies. Note any future or expected changes.

Public Works operates a yard waste processing facility within the county. All yard waste, tree limbs, leaves, etc. received at the facility are ground and aged for use as mulch or other waste diversion activities.

Public Works staff has met with a number of different companies considering composting and/or fuel conversion technologies. Current discussions are under way with the Metro Finance Department to issue an RFP in FY14.

What is the current disposal capacity for the solid waste processing facilities used by the region?

Current projected disposal capacity:

West Camden Landfill – 22.5 years

Bi-County Landfill – 5 years

Middle Point Landfill – 17 years

Describe public information and education strategy, target, and general effectiveness.

For a full description of public information and educational activities including target and general effectiveness see "Solid Waste Planning & Implementation" and "Problem Management & Education."

Describe current problem waste management strategy. Include management descriptions for batteries, oil, paint, antifreeze, electronics and HHW materials.

All items listed are handled at the Metro Public Works Household Hazardous Waste facility located at the East Convenience Center. Residents of Nashville and Davidson County have access to this facility seven days per week.

Briefly describe the current level of staff and how the program is funded.

Funding for waste and recycling come either from the general fund or the solid waste fund. For fiscal year 2013, there are 97 full time employees.

Section 6 – Financial Information

Expenses

EXPENSE ITEM	AMOUNT (\$)
51000 General Administration	\$ 3,579,378.88
55731 Waste Pickup	\$ 9,315,527.85
55739 Other Waste Collection	\$ 1,795,215.18
55751 Recycling Center	\$ 1,600,890.11
55752 Compost Center	\$ 61,699.17
55759 Other Waste Disposal	\$ 5,387,862.36
55770 Post Closure Care Costs	\$ 186,028.67
70000 Education	\$ 135,106.96
TOTAL EXPENSES	\$ 22,061,709.18

Revenues

REVENUE ITEM	AMOUNT (\$)
40000 Local Taxes	\$ 997.02
43108 Convenience Center Waste Collection Charge	\$ 449,565.47
43112 Surcharge - Host Agency	\$ 11,800.91
43113 Surcharge - General	\$ 3,611,493.08
44145 Sale of Recyclables	\$ 824,073.04
46170 Solid Waste Grants	\$ 506,535.05
48000 - Other Governments and Citizens Groups	\$ 472,668.85
49800 - Transfer from General Fund	\$ 19,035,200.00
TOTAL REVENUES	\$ 24,912,333.42

Section 7 – Landfill Disposal

Class I Landfill Disposal

DISPOSAL POINT	TONS
West Camden	287,489.00
Meadow Branch	214.72
Bi-County	8,416.85
Middle Point	344,762.24
Cedar Ridge	1,555.76
Waste Services of Decatur	38.60
Smith County	344.54
Kentucky	2,402.55
TOTAL CLASS I TONS DISPOSED	645,224.26

Class III-IV Disposal

DISPOSAL POINT	TONS
MS-COT (Central Pike)	51,836.21
Southern Services	193,747.75
TOTAL CLASS III-IV TONS DISPOSED	245,583.96
TOTAL CLASS I-IV TONS DISPOSED FROM REGION	890,808.22

Section 8 – Recycling Report

Private Recycling Tons

	2012 Tons	2011 Tons
Batteries	1,466.00	1,078.00
C&D Diversion	11,371.70	34,887.32
Cardboard	14,060.60	12,236.20
Carpet/Pad	4,500.00	4,400.00
Electronic Waste	697.91	432.69
Glass	32,775.11	25,748.44
Grease	6,341.00	5,366.00
Metal	95,352.89	101,487.72
Mixed Plastic/Metal	261.50	281.15
Mixed Recyclables	12,741.26	6,772.19
Paper	17,097.90	12,238.76
Plastic	316.51	523.78
Textiles	5,662.31	5,745.91
Wood Waste	8,225.00	20,472.25
TOTAL PRIVATE RECYCLING	210,869.69	231,670.41

Public Recycling Tons

	2012 Tons	2011 Tons
Automotive Fluids	35.91	34.58
Cardboard	1,720.04	1,885.30
Carpet/Pad	369.38	297.84
Electronic Waste	244.04	251.48
Glass	2,322.89	2,266.59
Grease	1.95	2.05
HHW	38.14	25.14
Metal	522.45	556.20
Mixed Plastic/Metal	341.69	357.89
Mixed Recyclables	13,719.20	13,668.25
Paper	2,715.18	2,991.47
Plastic	528.82	590.02
Tires	5,664.10	6,625.65
Wood Waste	64,615.18	82,070.61
TOTAL PUBLIC RECYCLING	92,838.97	111,623.07
TOTAL RECYCLING TONS	303,708.66	343,293.48

Metro Public Works 2011 Annual Report to Council

Contract Compliance, Business Type, and Minorities in Workforce

Provider	Contract #	Service Provided	Environmental Violations	Business Type	Racial Diversity				Gender Diversity								
					# of Emp	% of Emp	Black	% of Emp	White	% of Emp	Hispanic	% of Emp	Other	% of Emp	TOTAL	% of Emp	Male
Toter, Inc. 841 Meacham Road Statesville, NC 28677 Carolyn Hall <chall@wastequip.com>	14704	Trash/Recycling Containers	Large Business Majority Male Owned	# of Emp	31	Black	% of Emp	16%	# of Emp	140	Male	% of Emp	70%				
				# of Emp	86	White	% of Emp	43%	# of Emp	60	Female	% of Emp	30%				
				# of Emp	79	Hispanic	% of Emp	40%									
				# of Emp	4	Other	% of Emp										
				# of Emp	200	TOTAL	% of Emp	98%	# of Emp	200	TOTAL	% of Emp	100%				
Rivergate Recycling (QRS) 208 River Hills Drive Nashville, TN 37210 ipankey@wm.com	15772	Recycled Material Processing	Other Small Business Majority Male Owned	# of Emp	5	Black	% of Emp	28%	# of Emp	14	Male	% of Emp	78%				
				# of Emp	7	White	% of Emp	39%	# of Emp	4	Female	% of Emp	22%				
				# of Emp	6	Hispanic	% of Emp	33%									
				# of Emp	0	Other	% of Emp	0									
				# of Emp	18	TOTAL	% of Emp	100%	# of Emp	18	TOTAL	% of Emp	100%				
Red River Ranch, Inc. 1499 Maple Street Stanton, KY 40380 dsfrrr@bellsouth.net	14445	Chipping and Composting	Other Small Business Majority Male Owned	# of Emp	2	Black	% of Emp	1%	# of Emp	54	Male	% of Emp	27%				
				# of Emp	42	White	% of Emp	21%	# of Emp	4	Female	% of Emp	2%				
				# of Emp	15	Hispanic	% of Emp	0.254237									
				# of Emp	0	Other	% of Emp	0									
				# of Emp	59	TOTAL	% of Emp	47%	# of Emp	58	TOTAL	% of Emp	29%				
RouteSmart Technologies jmerson@routesmart.com	14787	Applications Software	Large Business	# of Emp	0	Black	% of Emp	0%	# of Emp	19	Male	% of Emp	76%				
				# of Emp	25	White	% of Emp	100%	# of Emp	6	Female	% of Emp	24%				
				# of Emp	0	Hispanic	% of Emp	0									
				# of Emp	0	Other	% of Emp	0%									
				# of Emp	25	TOTAL	% of Emp	0%	# of Emp	25	TOTAL	% of Emp	100%				
Southeast Recycling Technologies 906 Chase Dr. Johnson City, TN 37615 423-282-2022 steve@recyclebulbs.com	18268	Flourescent Recycling	Other Small Business Majority Male Owned	# of Emp	0	Black	% of Emp	0%	# of Emp	30	Male	% of Emp	83%				
				# of Emp	35	White	% of Emp	97%	# of Emp	6	Female	% of Emp	17%				
				# of Emp	1	Hispanic	% of Emp	3%									
				# of Emp	0	Other	% of Emp	0									
				# of Emp	36	TOTAL	% of Emp	100%	# of Emp	36	TOTAL	% of Emp	100%				
Southeastern Recycling 15 Fairfield Ave Nashville, TN 37210 serecycling@bellsouth.net 615-242-6464	18269	Carpeting	Other Small Business Majority Male Owned	# of Emp	2	Black	% of Emp	15%	# of Emp	12	Male	% of Emp	92%				
				# of Emp	5	White	% of Emp	38%	# of Emp	1	Female	% of Emp	8%				
				# of Emp	6	Hispanic	% of Emp	46%									
				# of Emp	0	Other	% of Emp	0									
				# of Emp	13	TOTAL	% of Emp	100%	# of Emp	13	TOTAL	% of Emp	100%				
Clean Harbors Environmental bowers.nicholas@cleanharbors.com	16081	Hazardous Materials Services	Large Business Majority Male Owned	# of Emp	753	Black	% of Emp	13.07%	# of Emp	4892	Male	% of Emp	84.89%				
				# of Emp	4093	White	% of Emp	71.02%	# of Emp	871	Female	% of Emp	15.11%				
				# of Emp	689	Hispanic	% of Emp	11.96%									
				# of Emp	228	Other	% of Emp	3.96%									
				# of Emp	5763	TOTAL	% of Emp	100.00%	# of Emp	5763	TOTAL	% of Emp	100.00%				
Red River Services 4004 East Hwy 290 West Dripping Springs, TX 78620 contracts@redriverservice.com	15723	Trash Collection	Large Business Majority Male Owned	# of Emp	11	Black	% of Emp	26%	# of Emp	42	Male	% of Emp	98%				
				# of Emp	30	White	% of Emp	70%	# of Emp	1	Female	% of Emp	2%				
				# of Emp	1	Hispanic	% of Emp	2%									
				# of Emp	1	Other	% of Emp	2%									
				# of Emp	43	TOTAL	% of Emp	100%	# of Emp	43	TOTAL	% of Emp	100%				
Creative Recycling 8108 Krauss Blvd, STE 110 Tampa, FL 33619 jkristof@crsrecycling.com 800-797-2061	18293	E-Waste	Other Small Business Majority Male Owned	# of Emp	133	Black	% of Emp	35%	# of Emp	302	Male	% of Emp	80%				
				# of Emp	126	White	% of Emp	34%	# of Emp	74	Female	% of Emp	20%				
				# of Emp	114	Hispanic	% of Emp	30%									
				# of Emp	3	Other	% of Emp	0.007979									
				# of Emp	376	TOTAL	% of Emp	100%	# of Emp	376	TOTAL	% of Emp	100%				

Contract Compliance, Business Type, and Minorities in Workforce

Provider	Contract #	Service Provided	Environmental Violations	Business Type	Racial Diversity				Gender Diversity					
					# of Emp			% of Emp	# of Emp			% of Emp		
Waste Industries 3301 Benson Drive, Suite 601 Raleigh, NC 27609 dduke@waste-ind.com	15722	Trash Collection	None	Large Business Majority Male Owned	# of Emp	10	Black	% of Emp	22.73%	# of Emp	38	Male	% of Emp	86%
					# of Emp	28	White	% of Emp	64%	# of Emp	6	Female	% of Emp	14%
					# of Emp	1	Hispanic	% of Emp	2.27%					
					# of Emp	0	Other	% of Emp	0					
					44	TOTAL	% of Emp	89%	# of Emp	44	TOTAL	% of Emp	100%	