

**MINUTES OF THE DIVERSITY BUSINESS ENTERPRISE &  
PROCUREMENT COMMITTEE MEETING OF THE  
CONVENTION CENTER AUTHORITY OF THE  
METROPOLITAN GOVERNMENT OF NASHVILLE &  
DAVIDSON COUNTY**

The Diversity Business Enterprise (DBE) & Procurement Committee of the Convention Center Authority of the Metropolitan Government of Nashville and Davidson County (CCA) met on April 21, 2011 at 9:24 a.m., in Room 211 at the Nashville Convention Center, Nashville, Tennessee.

**DBE & PROCUREMENT COMMITTEE MEMBERS PRESENT:** Willie McDonald and Leo Waters

**DBE & PROCUREMENT COMMITTEE MEMBERS NOT PRESENT:** Francis Guess and Vonda McDaniel

**OTHERS PRESENT:** Roxianne Bethune, Patrick Holcombe, Debbie Frank, Ryan Johnson, Jasmine Quattlebaum, Barbara Solari, and Susan McDonald.

Leo Waters, committee member, opened the meeting for business.

**ACTION:** Willie McDonald made a motion to approve the DBE & Procurement committee minutes of January 27, 2011. The motion was seconded by Leo Waters and approved unanimously by the committee.

Roxianne Bethune was asked to give a DBE update and there were questions and discussion. (Attachment #1 and #2)

Debbie Frank gave a workforce update and there were questions and discussion. She then reported on public art. She noted Dr. Courtney Martin was the last artist added to the art selection panel. There were questions and discussion.

With no additional business a motion was made to adjourn, with no objection the DBE & Procurement Committee of the CCA adjourned at 10:01 a.m.

Respectfully submitted,



---

Roxianne Bethune  
DBE Manager  
Music City Center

Approved:



---

Leo Waters, Committee Member  
CCA DBE & Procurement Committee  
Meeting Minutes of April 21, 2011

# MUSIC CITY CENTER

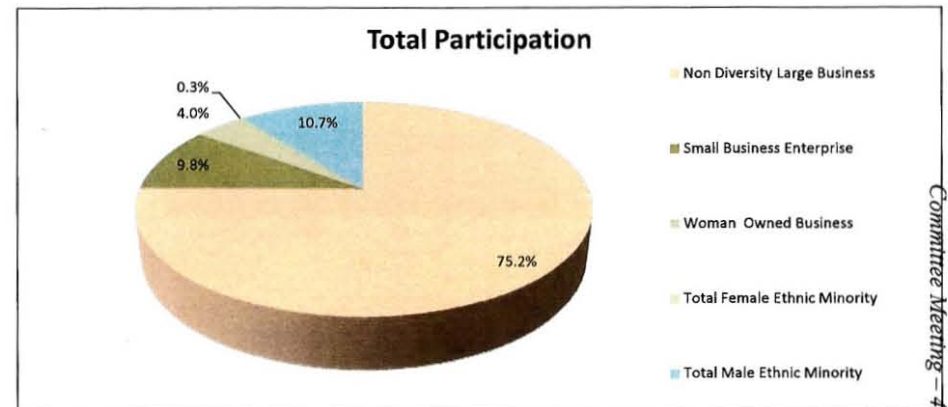
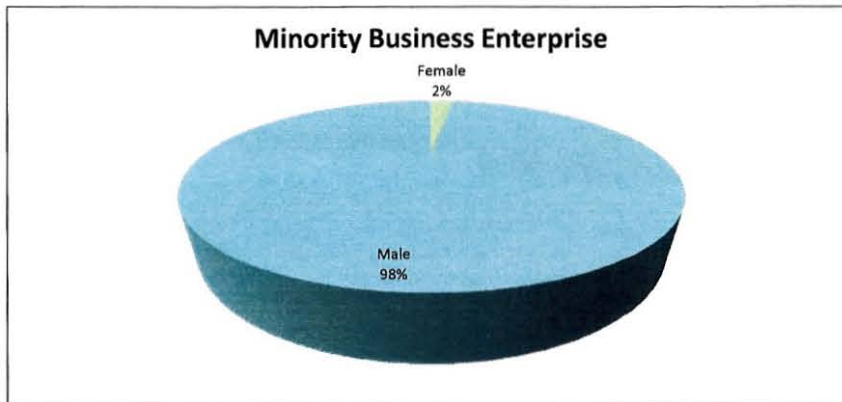
## DBE PARTICIPATION



**PROJECT TO DATE**  
As of 3/31/2011

ETHNIC MINORITY MALE ONLY					ETHNIC MINORITY FEMALE ONLY					TOTAL DBE PARTICIPATION			GRAND TOTAL					
African American	Hispanic	Asian Pacific	Native American	Hasidic Jews	Total Male Ethnic Minority	African American	Hispanic Female	Asian Pacific	Native American	Total Female Ethnic Minority	Total Minority Business Enterprise	Woman Owned Business	Small Business Enterprise	Total Other DBE	Total DBE Participation	Non Diversity Large Business	GRAND TOTAL	
\$14,717,556	\$79,590	\$858,263	\$0	\$0	\$15,655,409	\$376,539	\$0	\$0	\$0	\$376,539	\$16,031,948	\$5,882,914	\$14,280,966	\$20,163,880	\$36,195,828	\$109,843,143	\$146,038,970	
Percentage of Minority Business Enterprise					97.7%						2.3%							
Percentage of All DBE Participation					43.3%						1.0%				55.7%	100%		
Percentage of Grand Total					10.7%						0.3%	4.0%	9.8%	13.8%	24.8%	75.2%	100%	

DBE PARTICIPATION SUMMARY	% OF TOTAL	# OF COMPANIES
MINORITY OWNED BUSINESSES	11.0%	51
WOMEN OWNED BUSINESSES	4.0%	44
SMALL BUSINESS ENTERPRISE	9.8%	42
<b>TOTAL</b>	<b>24.8%</b>	<b>137</b>



# MUSIC CITY CENTER

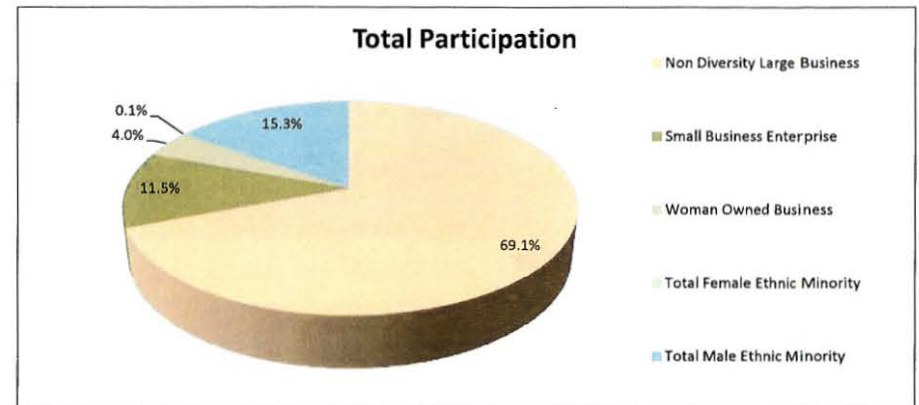
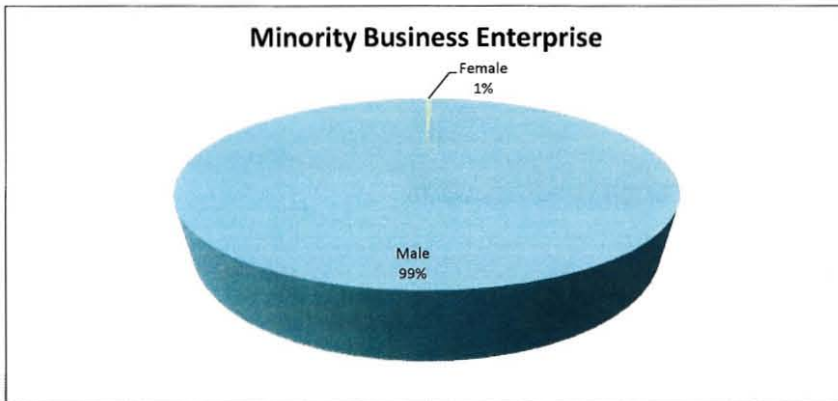
## DBE PARTICIPATION

1st QUARTER 2011



ETHNIC MINORITY MALE ONLY					ETHNIC MINORITY FEMALE ONLY					Total Minority Business Enterprise	TOTAL DBE PARTICIPATION			GRAND TOTAL				
African American	Hispanic	Asian Pacific	Native American	Hasidic Jews	Total Male Ethnic Minority	African American	Hispanic Female	Asian Pacific	Native American		Total Female Ethnic Minority	Woman Owned Business	Small Business Enterprise	Total Other DBE	Total DBE Participation	Non Diversity Large Business	GRAND TOTAL	
\$6,461,414	\$1,671	\$16,830	\$0	\$0	\$6,479,914	\$38,437	\$0	\$0	\$0	\$38,437	\$6,518,351	\$1,698,027	\$4,878,239	\$6,576,265	\$13,094,617	\$29,349,732	\$42,444,349	
Percentage of Minority Business Enterprise					99.4%						0.6%	100%						
Percentage of All DBE Participation					49.5%						0.3%	49.8%			50.2%	100%		
Percentage of Grand Total					15.27%						0.09%	15.4%	4.0%	11.5%	15.5%	30.9%	69.1%	100%

DBE PARTICIPATION SUMMARY	% OF TOTAL
MINORITY OWNED BUSINESSES	15.4%
WOMEN OWNED BUSINESSES	4.0%
SMALL BUSINESS ENTERPRISE	11.5%
<b>TOTAL</b>	<b>30.9%</b>





## Music City Center - Bell/Clark Construction Procurement Log

Item #	Bid Package Description	Contractor/Office Location	Awarded Amount	DBE Forecasted Breakdown				Forecasted Local Material, Labor & Equip.
				MBE Forecast	WBE Forecast	SBE Forecast	Total DBE Forecast	
1.a.a	Site Surveying	DSC - Nashville, TN	\$ 29,990.00	-	100%	-	100%	100%
1.ab	Fencing/Barricades	LU - Nashville, TN	\$ 122,957.00	40%	-	-	40%	100%
1.a	Utility Relocations/Temp Service	Summit Constructors - Nashville, TN	\$ 506,000.00	7%	-	16%	23%	100%
1.b	Demo and Abatement	Bomar - Nashville, TN	\$ 267,200.00	30%	40%	30%	100%	100%
2.a	Excavation	Mountain States Construction - Nashville, TN	\$ 5,393,000.00	-	20%	-	20%	100%
3.a	Partial Arena Ramp	CCK Construction - Orlando, FL	\$ 2,986,698.00	5%	26%	-	31%	55%
3.b	Structural Concrete	Ceco - St. Louis MO	\$ 42,550,000.00	23%	-	-	23%	84%
4.a	Masonry	Allan Spear Construction - Gainesville, FL	\$ 4,985,000.00	25%	-	10%	35%	75%
4.b	Stone	Associated Imports Corporation - Atlanta, GA	\$ 1,825,000.00	9.37%	6.19%	5.26%	20.82%	50%
5.a	Structural Steel	Lenex Steel Company - Indianapolis, IN	\$ 39,503,000.00	8%	3%	19%	30%	50%
5.b	Metal Stairs	MIG Construction Services - Nashville, TN	\$ 1,950,700.00	100%	-	-	100%	100%
5.c & 5.e	Misc. Metals & Red Iron Steel	Schuff Steel Company - Albany, GA	\$ 10,150,000.00	28%	0%	0%	28.00%	25%
5.d	Ornamental Metals	Tate Ornamental Inc - Nashville, TN	\$ 2,080,000.00	20%	0%	0%	20.00%	100%
7.a	Metal Panels	Kovach - Chandler, AZ	\$ 11,495,000.00	1.48%	23.80%	15.00%	40.28%	80%
7.b	Roofing	Team Roofing, Inc - Charlotte, NC	\$ 7,915,000.00	-	-	32.20%	32.20%	45%
7.c	Applied Fire-Proofing	Alpha Insulation & Waterproofing - Atlanta, GA	\$ 824,000.00	100.00%	-	-	100.00%	40%
7.d	Waterproofing	Metro Waterproofing - Atlanta, GA	\$ 1,680,000.00	26.89%	0.00%	0.00%	26.89%	35%
8.a	Curtainwall	Enclos Corp - Millersville, MD	\$ 19,884,259.00	17.30%	10.30%	-	27.60%	60%
8.b	Overhead Door and Loading Dock Equipment	The Hannah Company - Nashville, TN	\$ 1,045,000.00	0.00%	0.00%	100.00%	100.00%	100%
8.c	Doors, Frames and Hardware	Girtman & Associates - Nashville, TN	\$ 1,540,000.00	-	-	4.00%	4.00%	100%
8.d	Interior Glazing and Storefront	Alexander Metals, Inc - Nashville, TN	\$ 1,450,000.00	-	-	100.00%	100.00%	100%
9.a	Drywall	Roswell Drywall - Atlanta, GA	\$ 17,029,400.00	30.00%	-	-	30.00%	45%
9.b & 9.d	Flooring and Tile	Spectra Contract Flooring - Tampa, FL	\$ 4,475,000.00	20.00%	0.00%	0.00%	20.00%	40%
9.c	Painting	Eugenio Painting - Detroit, MI	\$ 2,017,126.00	20.00%	0.00%	0.00%	20.00%	40%
9.e	Ceilings	Acousti Engineering - Nashville, TN	\$ 11,622,500.00	-	20.00%	-	20.00%	100%
10.a	Operable Walls	Hufcor, Inc - Janesville, WI	\$ 3,897,136.00	0.03%	0.3%	24.73%	25%	25%
10.b	Millwork and General Trades	ISEC, Inc - Milwaukee, WI	\$ 5,040,000.00	7.00%	-	13.00%	20%	40%
11.a	Window Washing Equipment	ACE Machine & Metal Fabrication - Nashville, TN	\$ 159,000.00	0.00%	0.0%	100.00%	100%	100%
11.b	Parking Control Equipment	Amano McGann, Inc - Nashville, TN	\$ 381,000.00	0%	0%	0%	0%	100%
11.c	Food Service Equipment	Federal Equipment Dealers - Memphis, TN	\$ 2,124,000.00	15.0%	0%	0%	15.0%	35%
14.a	Vertical Transportation	Nashville Machine Elevator - Nashville, TN	\$ 5,524,128.00	27%	-	-	27%	100%
21.a	Fire Protection	Ryan Fireprotection, Inc - Noblesville, IN	\$ 6,465,000.00	-	-	20%	20%	60%
23.a	Mechanical and Plumbing	Foley Company - Kansas City, MO	\$ 51,906,850.00	17.6%	14.2%	0.90%	32.70%	65%
26.a	Temp Electric	Edwards Electric - Nashville, TN	\$ 560,000.00	15%	44%	41%	100%	100%
26.b	Electrical, Fire Alarm, AV, Telecom	Conti Electric - Sterling Heights, Michigan	\$ 40,950,000.00	-	30%	-	30%	66%
33.a	Site Utilities	Mountain States Construction - Nashville, TN	\$ 1,185,700.00	-	15%	15%	30%	100%
33.c	NES Peabody Foundations	Bell and Associates Construction - Nashville, TN	\$ 3,219,329.00	0.30%	26.40%	-	27%	100%
33.d	Underground Electric Duct Bank - Package #1	Stansell Electric and Summit - Nashville, TN	\$ 3,298,655.00	-	7.76%	18.85%	26.61%	100%
33.d	Underground Electric Duct Bank - Package #2	Stansell Electric and Summit - Nashville, TN	\$ 3,544,210.00	-	16.12%	4.86%	20.97%	100%
<b>Total Awarded to Date</b>			<b>\$ 321,581,838.00</b>	<b>\$ 42,573,237</b>	<b>\$ 32,167,339</b>	<b>\$ 19,830,129</b>	<b>\$ 94,570,706</b>	<b>\$ 212,449,425</b>

Outstanding Procurement Packages
Joint Sealants
Signage
Asphalt Paving
Hardscape and Landscape
Traffic Signal Vaults
General Requirements (Hoisting, Safety, Temp. Utilities, Jobsite Clean-up, Field Engineering, Job Printing, Misc. Equipment and Materials)

<b>Percent of Total Contract Awarded to Date (Less Construction Manager Cost)</b>	<b>92.1%</b>
<b>Total DBE Percentage of the Above Awarded Packages</b>	<b>29.4%</b>
<small>**Actual Percentage Calculated at Time of Payment.</small>	
<b>Total Percent Local Awarded to Date</b>	<b>66.1%</b>
<small>**Each of the above line items, when awarded, is backed by a Payment and Performed Bond(s) for the full contract amount.</small>	

