

BFC FINANCIAL PACKAGE

AS OF JULY 31, 2020

Board of Fair Commissioners

Financial Forecast as of July, 2020

Nashville Expo Center at the Fairgrounds

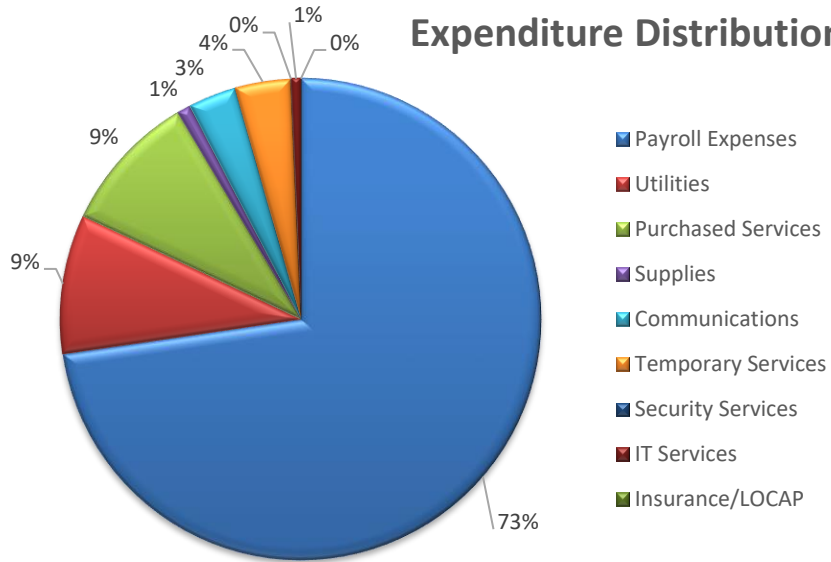
Preliminary Actuals thru July, 2020

| | |
|---------------------------------------|----------|
| Revenues thru July, 2020 | 2,700 |
| Expenditures thru July, 2020 | (53,087) |
| Gain (Loss) thru July, 2020 | (50,387) |
| Depreciation Expense | 0 |
| Gain (Loss) adjusted for Depreciation | (50,387) |

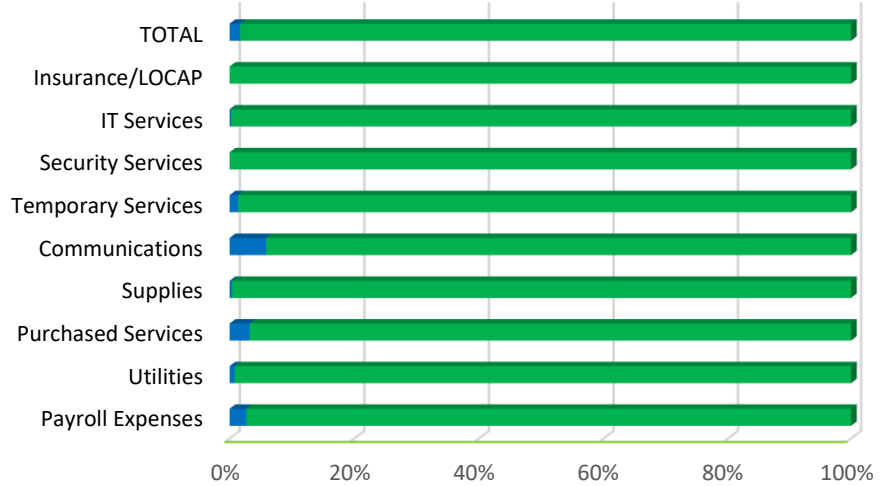
| | Budget | YTD |
|----------------------|------------------|---------------|
| Payroll Expenses | 1,441,300 | 38,592 |
| Utilities | 608,400 | 4,953 |
| Purchased Services | 156,700 | 5,019 |
| Supplies | 113,900 | 476 |
| Communications | 29,100 | 1,708 |
| Temporary Services | 145,000 | 1,980 |
| Security Services | 101,100 | 19 |
| IT Services | 131,100 | 340 |
| Ins. Permits & LOCAP | 394,800 | 0 |
| Total | 3,121,400 | 53,087 |

The Fairgrounds Nashville: revenue and expense dashboard through 7/31/2020 (not final)

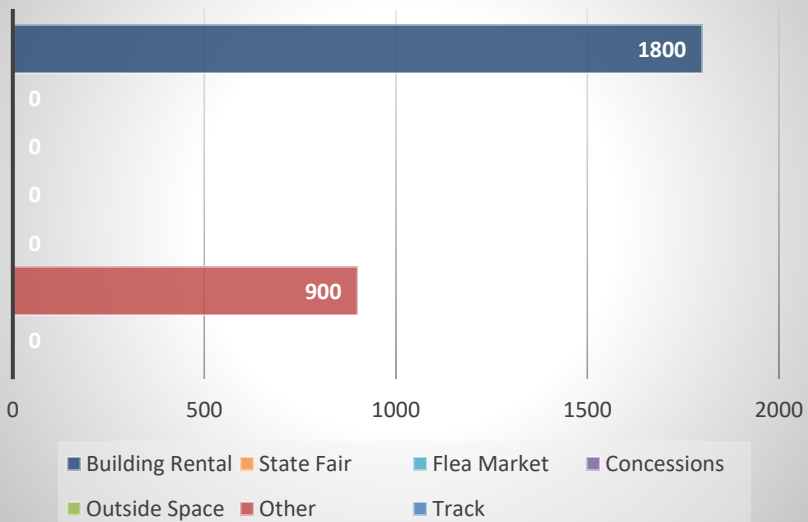
Expenditure Distribution



Budget Tracker



Budgeted Revenue Collected



Revenue by Category

