

BFC FINANCIAL PACKAGE

AS OF OCTOBER 31, 2020

Board of Fair Commissioners

Financial Forecast as of October 31, 2020

Nashville Expo Center at the Fairgrounds

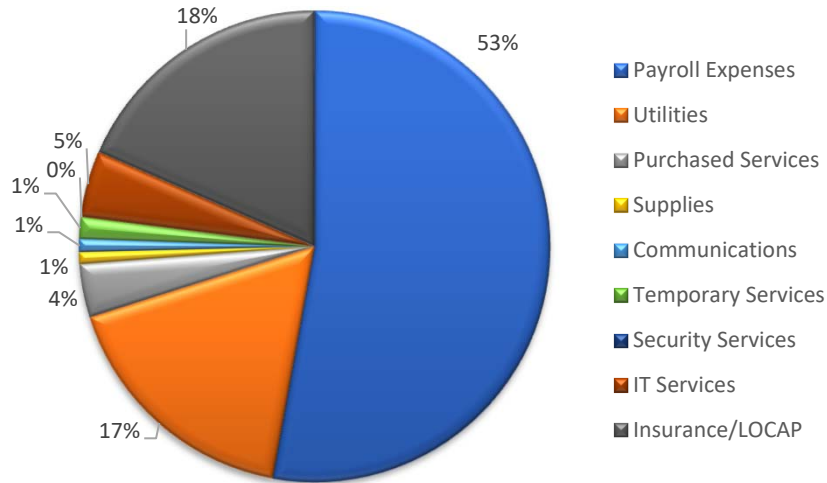
Preliminary Actuals thru October, 2020

| | |
|---------------------------------------|-----------|
| Revenues thru October, 2020 | 26,210 |
| Expenditures thru October, 2020 | (705,219) |
| Gain (Loss) thru October, 2020 | (679,009) |
| Depreciation Expense | (85,978) |
| Gain (Loss) adjusted for Depreciation | (764,987) |

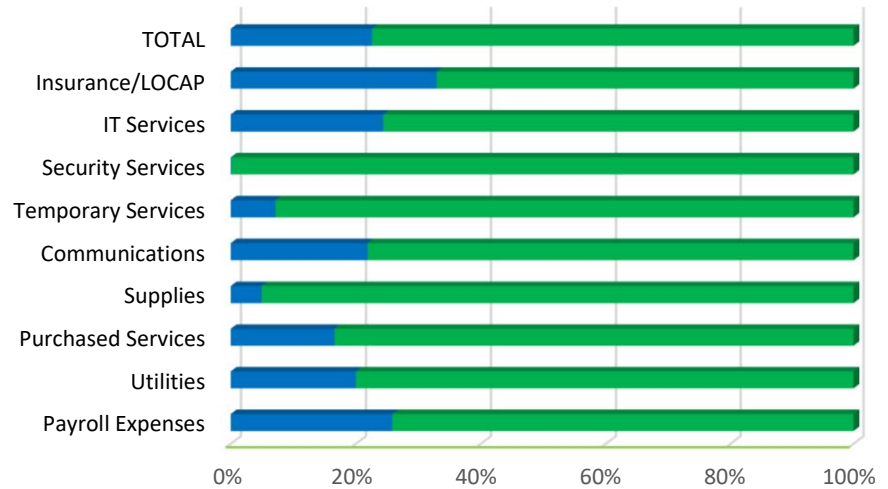
| | Budget | YTD |
|----------------------|------------------|----------------|
| Payroll Expenses | 1,441,300 | 372,677 |
| Utilities | 608,400 | 121,938 |
| Purchased Services | 156,700 | 26,038 |
| Supplies | 113,900 | 5,605 |
| Communications | 29,100 | 6,372 |
| Temporary Services | 145,000 | 10,398 |
| Security Services | 101,100 | 99 |
| IT Services | 131,100 | 32,024 |
| Ins. Permits & LOCAP | 394,800 | 130,068 |
| Total | 3,121,400 | 705,219 |

The Fairgrounds Nashville: revenue and expense dashboard through 10/31/2020 (not final)

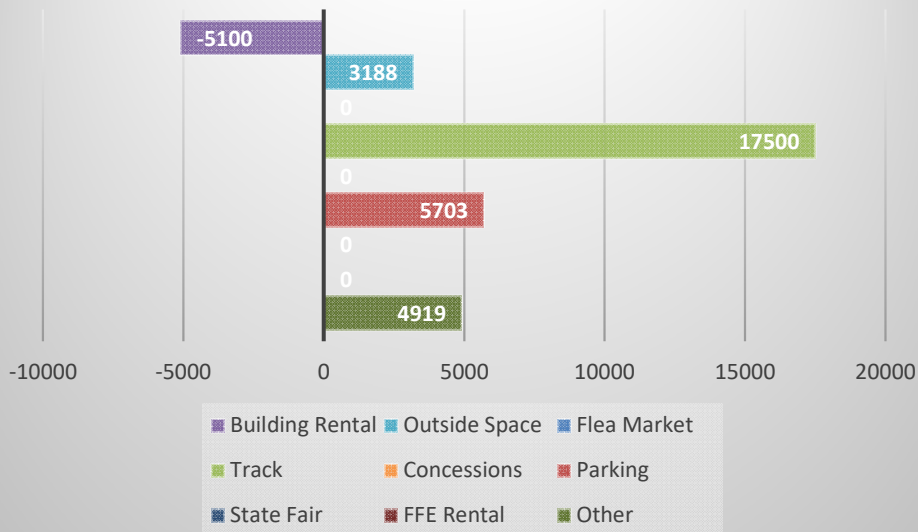
Expenditure Distribution



Budget Tracker



Budgeted Revenue Collected



Revenue by Category

