

BFC FINANCIAL PACKAGE

AS OF NOVEMBER 30, 2020

Board of Fair Commissioners

Financial Forecast as of November 30, 2020

Nashville Expo Center at the Fairgrounds

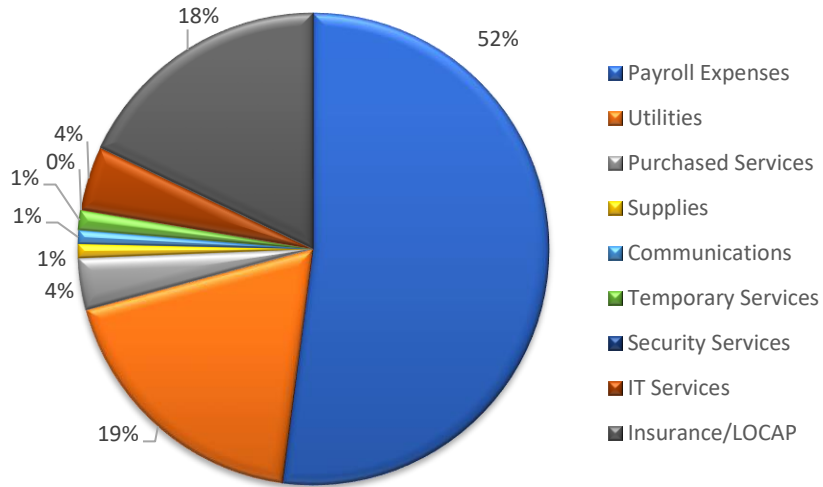
Preliminary Actuals thru November, 2020

| | |
|---------------------------------------|-----------|
| Revenues thru November, 2020 | 82,400 |
| Expenditures thru November, 2020 | (906,606) |
| Gain (Loss) thru November, 2020 | (824,206) |
| Depreciation Expense | (85,978) |
| Gain (Loss) adjusted for Depreciation | (910,184) |

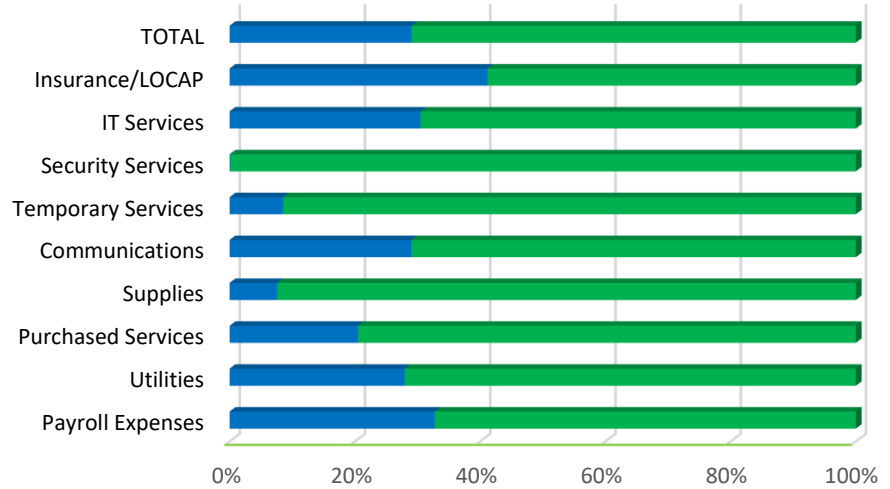
| | Budget | YTD |
|----------------------|------------------|----------------|
| Payroll Expenses | 1,441,300 | 472,208 |
| Utilities | 608,400 | 170,132 |
| Purchased Services | 156,700 | 32,128 |
| Supplies | 113,900 | 8,641 |
| Communications | 29,100 | 8,448 |
| Temporary Services | 145,000 | 12,378 |
| Security Services | 101,100 | 99 |
| IT Services | 131,100 | 39,987 |
| Ins. Permits & LOCAP | 394,800 | 162,585 |
| Total | 3,121,400 | 906,606 |

The Fairgrounds Nashville: revenue and expense dashboard through 11/30/2020 (not final)

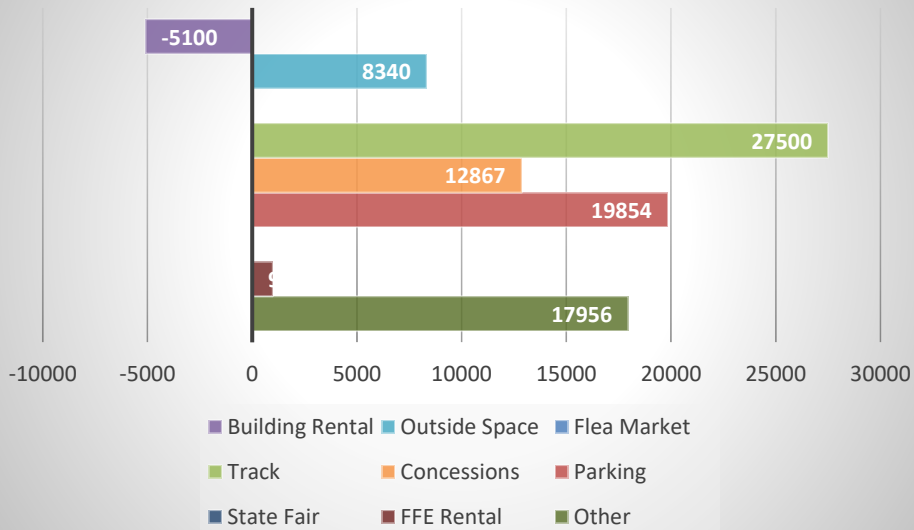
Expenditure Distribution



Budget Tracker



Budgeted Revenue Collected



Revenue by Category

