

Metropolitan Board of Health of Nashville and Davidson County March 12, 2015 Meeting Minutes

The meeting of the Metropolitan Board of Health of Nashville and Davidson County was called to order by Chair Sam Felker at 4:10 p.m. in the Board Room, on the third floor of the Lentz Public Health Center, 2500 Charlotte Avenue, Nashville TN 37209.

Present

Sam Felker, JD, Chair
Carol Etherington, MSN, RN, Vice Chair
Alicia Batson, MD, member
Henry W. Foster, Jr., MD, Member
Francisca Guzmán, Member
William S. Paul, MD, MPH, FACP, Director of Health
Ashley Daugherty, JD, Deputy Director of Health
Stan Romine, Director of Finance and Administration Bureau
Lisa M. Nistler BSN, RN, NCSN, Director of School Health Program
Josh Lee, JD, Metro Department of Law

BOARD OF HEALTH

Approval of Resolution Honoring Brent Hager

Chairman Felker directed the board members to the resolution which was included in the packet (Attachment I). The resolution was approved by acclamation.

Approval of Grant Application

Stan Romine presented one grant application for approval:

Application for a scholarship to attend the 2015 National Health Impact meeting.
Term: June 16-18, 2015. Compensation: \$2,000.00.

Dr. Foster made a motion to approve the grant applications. Ms. Guzmán seconded the motion, which passed unanimously.

Approval of Grants and Contracts

Stan Romine presented the grants and contracts for approval:

1. Grant from the State of Tennessee Department of Health – Medical and Care Coordination for Children’s Special Services. Term: July 1, 2015 through June 30, 2016. Compensation: \$727,500.00
2. Grant from the State of Tennessee Department of Health – Fetal Infant Mortality Review Fetal and Community Infant Mortality Reduction Services. Term: July 1, 2015 through June 30, 2016. Compensation: \$318,600.00

3. Grant from the State of Tennessee Department of Health – Tuberculosis Control and Prevention. Term: July 1, 2015 through June 30, 2016. Compensation: \$1,531,300.00
4. Grant from the State of Tennessee Department of Health – Health Promotion Services. Term: July 1, 2015 through June 30, 2016. Compensation: \$116,000.00
5. Grant from the State of Tennessee Department of Health – Food Safety Services. Term: October 1, 2015 through September 30, 2016. Compensation: \$96,700.00
6. Notice of Award from HRSA: Ryan White Part A HIV Emergency Relief Grant Program. Term: March 1, 2015 through February 28, 2016. Compensation: \$3,729,815.00

Dr. Stewart made a motion to approve the contracts as presented. Ms. Etherington seconded the motion, which passed unanimously.

Approval of February 12, 2015 Meeting Minutes

Chairman Felker noted that the February 12, 2015 minutes reflected that he officiated at the meeting and asked that the minutes be corrected to reflect that Ms. Etherington officiated at the meeting.

Ms. Guzmán made a motion to approve the minutes of the February 12, 2015 meeting with correction. Dr. Batson seconded the motion, which passed unanimously.

Report of Chair

Chairman Felker commended Becca Morris on the coordination of the ‘Raise the Woof’ Event held at Metro Animal Care and Control on February 10. Mayor Karl Dean and other special guests and partners were also in attendance. Chairman Felker encouraged others who have not yet seen the facility to visit.

He also expressed his appreciation for the inclusion of the MACC report in the Director’s Updates to the Board each month.

Chairman Felker also mentioned that he had attended the Ryan White Planning Council’s annual dinner on February 24. He complimented Ryan White program director Pam Sylakowski and the program staff on the work they are accomplishing and the leadership role that the Health Department is taking.

Program Update: School Health

Lisa Nistler updated the Board on the School Health program (Attachment II).

Report of Director

Copies of the Director’s Update to the Board were provided to Board members (Attachment III). Dr. Paul gave a brief summary of the report.

At Chairman Felker's request, Dr. Paul explained in detail the cuts the Department is proposing to comply with the Mayor's request for a three per cent decrease in the FY 2016 budget process. The Mayor's hearing of the Department's proposed budget is scheduled Thursday, April 2. Chairman Felker invited other Board members to attend the hearing.

CIVIL SERVICE BOARD

Personnel Changes

Stan Romine presented the personnel changes, which were unremarkable.

Update on Fiscal Year 2016 Pay Plan

Stan Romine shared general information about anticipated changes to the Metro Pay Plan. The changes were recommended by Deloitte Consulting in a study contracted by Metro Government. Some of the changes recommended in the study were approved by the Board last year and were implemented in January 2015. The Board will be called on to review and approve additional pay plan changes at a future Board meeting, and will be presented with more detail in May or June.

Next Meeting

The next regular meeting of the Board of Health will be held at 4:00 p.m. on Thursday, April 9, 2015, in the Board Room (third floor) at 2500 Charlotte Avenue, Nashville TN 37209.

The meeting adjourned at 5:30 p.m.

Respectfully submitted,

Samuel L. Felker, J.D.
Chair



Metro Public Health Dept

Nashville / Davidson County

Protecting, Improving, and Sustaining Health

RESOLUTION

WHEREAS, Dr. Brent Hager has served the citizens of Nashville as an employee of the Metro Public Health Department for 46 years; and

WHEREAS, Dr. Hager served as director of the Engineering Services division from 1996 to 1998, and as director of the Environmental Health bureau and member of the EMT since 1998; and

WHEREAS, Dr. Hager's colleagues have for 46 years benefitted from his good humor, wit and engineering skills; and

WHEREAS, Dr. Hager served under four Directors of Health: Dr. Joseph Bistowish, Dr. Fredia Wadley, Dr. Stephanie Bailey, and Dr. Bill Paul, and six mayors: Beverly Briley, Richard Fulton, Bill Boner, Phil Bredesen, Bill Purcell, and Karl Dean; and

WHEREAS, Dr. Hager provided significant and unique contributions to the audio-visual and radio communications systems at the new Lentz Health Center; and

WHEREAS, Dr. Hager provided invaluable guidance and engineering expertise during the planning and construction of the Metro Animal Care and Control facility, which was completed in 2001; and

WHEREAS, Dr. Hager's partnership with Metro Codes and Metro Nashville Public Schools in promoting adoption of Radon Resistant New Construction Techniques will yield improved indoor air quality for and positively affect the health of Nashvillians of all ages for generations to come.

NOW, THEREFORE BE IT RESOLVED that the Metropolitan Board of Health of Nashville and Davidson County, on this 12th of March, 2015, does recognize and thank

G. BRENT HAGER, PH.D., P.E.

Nashville is a healthier city thanks to your service.

Samuel L. Felker, J.D., Chair
Metropolitan Board of Health of Nashville/Davidson County

Metro Public Health Department School Health Program

Lisa M. Nistler BSN, RN, NCSN
Director of School Health

March 13, 2015



Metro Public Health Dept
Nashville / Davidson County
Protecting, Improving, and Sustaining Health

Primary Focus

- Skilled Nursing Services
- Serve 137 schools for MNPS
- Contract excludes Charter Schools



Caseload

- Current caseload is 195 Students
 - 136 students with Diabetes
 - 41 tube feedings
- Harris-Hillman School
 - 125 Exceptional Education students
 - 138 scheduled skilled nursing procedures



Personnel Breakdown

- 57 - 71% School Nurses
- 11 substitute nurses
- 5 Supervisors
- 1 Office support person



Distribution of School Nurses

- 7 Nurses at Harris Hillman
- 7 Nurses in High Intensity Assignments
- 43 Nurses in 85 schools on a daily basis
- Remainder of schools are Contact Schools
- Daily Medications



Usual Daily Schedule

| | | | |
|--------------------|---------|---------|--|
| School 1 Student 1 | 07:35am | 07:45am | Tube feeding by gravity |
| School 1 Student 2 | 07:45am | 8:00am | Tube feeding by gravity |
| School 2 | 8:40am | 8:45am | Blood glucose test with nurse |
| School 2 | 08:55am | 09:05am | Carbohydrate calculations and insulin administration |
| School 2 | 11:30am | 11:35am | Blood glucose test and insulin administration |
| School 2 | 11:55am | 12:00pm | Carbohydrate calculations and insulin administration |
| School 1 Student 1 | 12:10pm | 12:20pm | Tube feeding by gravity |
| School 1 Student 2 | 12:20pm | 12:30pm | Tube feeding by gravity |
| School 1 Student 1 | 02:30pm | 02:40pm | Tube feeding by gravity |

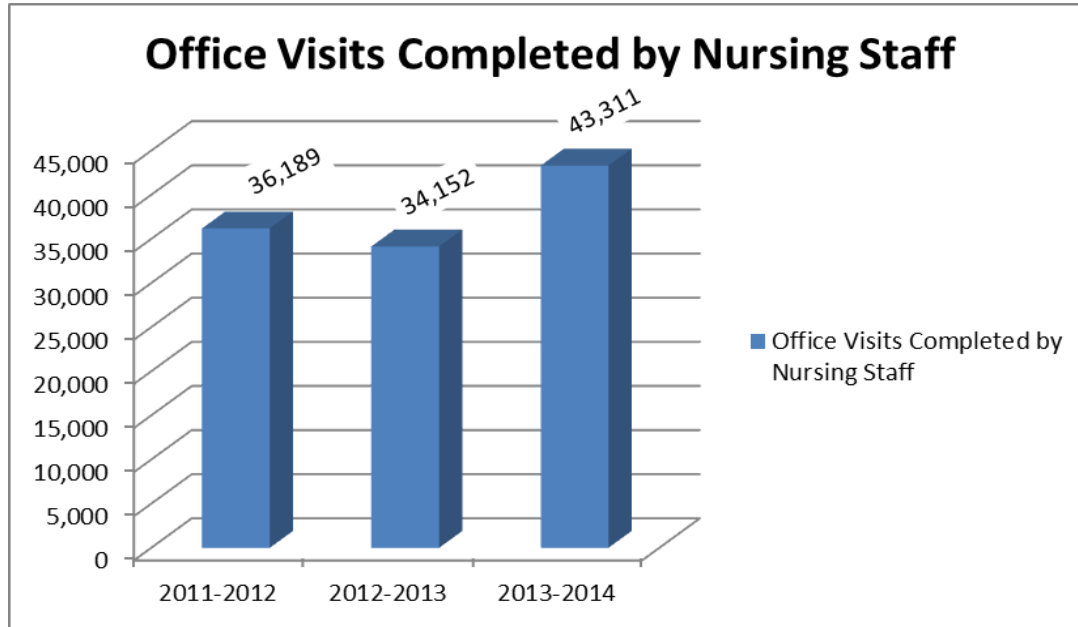


Secondary Responsibilities

- Individual Health Plans
 - Over 7500 plans developed 2013-2014
- Office Visits
 - Nearly 43,000 students were seen
 - Rate of return to class was ~ 83%



Office Visits



Beyond Basics

What else do our nurses do?

- Find medical homes
- Free eyeglasses for students
- Promote Healthy Eating/Active Living
- Mentoring/Committees



Every Child Deserves a School Nurse

Keeping students healthy so they can
come to school and be ready to learn

Rate of return to class was ~ 83%



Metro Public Health Dept
Nashville / Davidson County
Protecting, Improving, and Sustaining Health

Thank you.

Questions?



Metro Public Health Dept
Nashville / Davidson County
Protecting, Improving, and Sustaining Health

Director's Update to the Board of Health

March 2015

Increase physical activity and healthy eating and reduce tobacco use in Nashville

Summit

The 2015 Healthy Nashville Summit is scheduled for Friday, June 5 at the downtown library. The theme of this year's event will be Health Equity, and will follow the release of our first Health Equity Report. I hope you'll be able to join us.

Healthy Nashville portal

The HealthyNashville.org website is newly redesigned. The site will provide updates on the Community Health Improvement Plan, including information on work being done in the community to support the plan, partnerships employed to address the goals, and what indicators are being tracked that relate to these efforts.

School Food

I joined Mayor Dean and Dr. Register on Tuesday for a news conference at East Magnet to celebrate new healthy menu options that have been added to Metro Schools' cafeterias menus over the past year. In addition, the Health Department, represented by Mark Lollis, partnered with Metro Schools to develop a student contest to design artwork for Metro's school cafés. The winning student's entry was revealed at the news conference.

Prevent, detect and alleviate outbreaks and emergencies

Ryan White

The transition of the contracts for Ryan White service delivery has been completed. These contracts now are being managed within MPH D rather than by the United Way. We anticipate stronger relationships and accountability with providers.

Measles

In the first two months of this year 170 people from 17 states and the District of Columbia were reported to have measles, the bulk of them (113) in California. Most of the cases were part of an outbreak traced to exposure at Disneyland, although there are three other unrelated outbreaks in other states as well. Fortunately, we have not had any reported cases in Tennessee. The majority of the people who got measles were unvaccinated. The outbreak has renewed emphasis on the need for vaccines, and for continued funding.

Improve access to preventive, medical and behavioral health services

ACA

As you know we hosted volunteers twice a week during the second open enrollment period for insurance plans formed under the Affordable Care Act, and opened the building on Sunday, Feb. 15, for the final day's enrollment. During the enrollment period, which began in November, there were 229,093 enrollments statewide. Of those, 69,051 (about 30 percent) were in Davidson County.

Ideas to Reality

MPHD, represented by Dr. Fonda Harris, joined with the Metropolitan Homelessness Commission and Nashville General Hospital in the mayor's Ideas to Reality program for this year. Their proposal was to address the fragmented system of care for the chronically homeless and chronically ill. The project, known as Hospital to Home (H2H), aims to coordinate among multiple agencies to increase housing opportunities, promote more efficient use of resources, and improve health outcomes for this population. The project proposal subsequently was submitted to Collaboration College, a yearlong opportunity for public and private partners. We are pleased to say the project proposal was accepted by the Collaboration College, providing an opportunity to compete for a grand prize of \$25,000 or two finalist prizes of \$10,000, which will be awarded at the Center for Nonprofit Management's Salute to Excellence in October.

Ensure cleaner air and a safer environment

Mosquitoes

Backyard Inspection Day will be April 25. We use this annual event to remind everyone what they can do to reduce the mosquito population in their immediate environment by reducing breeding sites, and how to protect against mosquito bites. Department employees and volunteers will go door-to-door offering to inspect and treat mosquito breeding sites. This year's effort will be in the Woodbine area (south of 440, west of Foster Avenue, north of Joyner Avenue and east of Nolensville). This area was selected because of a history of mosquitoes infected with West Nile virus, based on trapping data by our pest management staff.

Management and accountability

Transitions

We are in the process of appointing two new bureau directors with the departures of Stan Romine, pending at the end of this month, and Brent Hager, who retired last month. We will follow our established processes for hiring their replacements. In the meantime, Dr. Sanmi Areola is acting director for Environmental Health and Jim Diamond for Finance.

Weather

Last month's weather impacted our services and operations. The department was closed on the Tuesday after President's Day and reduced services at 2:00 p.m. on that ensuing Friday. We were closed again on Thursday of last week, and opened two hours late last Friday. My thanks to all the employees who did their best to continue our services and make it possible to be open, especially to Mark Sturgis and Terry Grimes for their efforts to make the sites as safely accessible as possible for both staff and the public.

Budget

Our final presentation to Mayor Dean will be April 2 at 9:00 a.m. at the court house. Board members are welcome to attend.

NACCHO

I participated in a Day on the Hill in Washington as part of NACCHO's communications to the Congress. In particular we discussed the president's proposed cuts to immunization funding under the 317 vaccine program. We stressed the continued importance of public health funding, particularly immunization

funding in Tennessee, where many adults remain uninsured. I met with representatives for both our senators and our representative. The handout I shared is included in this packet.

NashvilleNext

Final reviews of NashvilleNext are under way prior to the public release of the plan. Health Department staff have been involved heavily in two resource teams, and the plan reflects a substantial emphasis on shaping a healthier and more equitable city.

Strategic Plan and Community Health Improvement Plan

Work has been slowed, but we are making progress. We have provided a two-page summary of the Community Health Improvement Plan for your information.

Metro Public Health Department

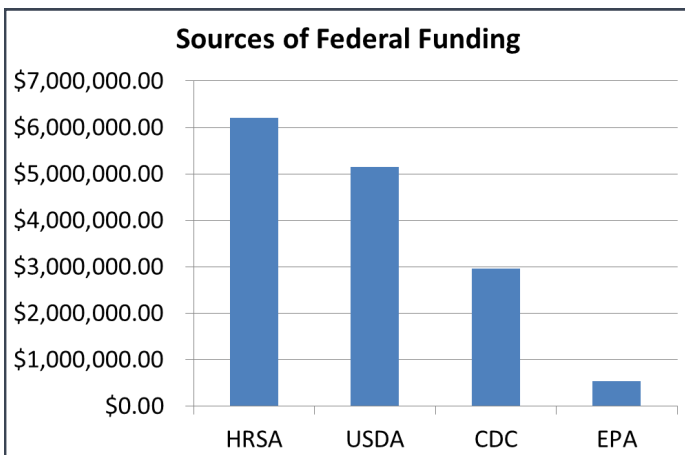
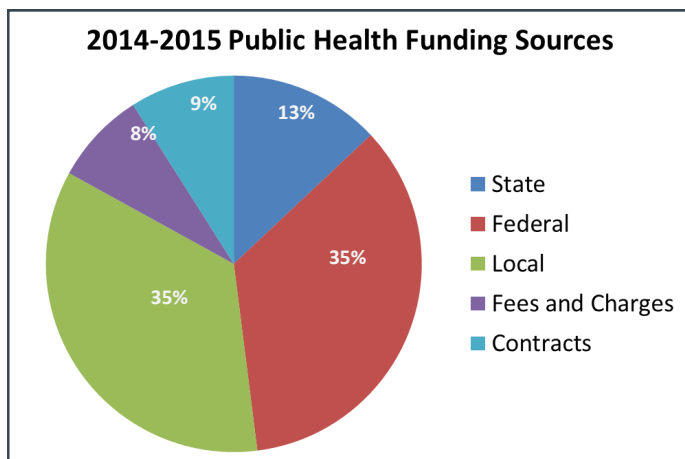
Nashville - Tennessee

“People Creating Healthy Conditions Everywhere”

The Metro Public Health Department mission is to protect, improve and sustain health and wellbeing for everyone in Nashville. We serve a growing and diverse population with a broad set of public health services to address long term goals. (see right.)

Public Health Funding

Of MPHD’s \$42 M budget, \$24M M (57%) is funded by grants and contracts, mostly federal funds. Local taxes and fees comprise \$18M (43%). The top federal grant funded programs are WIC (\$4.5 M) and Ryan White (\$4.4M). CDC Grants for Communicable diseases and Emergency Preparedness outside of Ryan White total \$2.5M.



MPHD Mission

The mission of the Metro Public Health Department is to protect, improve and sustain the health and well-being of all people in Metropolitan Nashville.

MPHD Long Term Goals:

- Children’s Health
- Clean Air & Safe Environment
- Healthy Eating & Active, Tobacco -Free Living
- Access to Care & Preventive Services
- Control of Outbreaks & Public Health Emergencies

Funding Issues for FY2016

Reduction in Preparedness Funding:

- The current efforts with Ebola and the potential for measles, along with frequent natural disasters, point to a need to restore preparedness funding.

Section 317 Immunization Program:

- The administration’s proposed \$50M cut would impact Tennessee’s ability to purchase volume vaccines for the uninsured and for rapid response to control outbreaks, such as the current measles outbreak. Nashville still has many uninsured adults. TN 317 vaccine purchase funding has dropped from ~\$5.5M in FFY2010 to ~\$1.4M in FFY2015.

CDC Health Promotion Preventative Health and Services Block Grant:

- Targeted to be cut in the administration’s budget. This grant supports staff to leverage public-private partnerships and community action to prevent disease and promote health.



Accomplishments:

Immunization Program:

Metro Nashville maintains a strong commitment to infant immunization, and the **immunization program** was able to document 95% coverage rate for measles among two-year-olds in a 2014 survey

Public Health Emergency Preparedness:

The Metro Health Department is a partner in the Metro government's emergency response capabilities. The **Public Health Emergency Preparedness Program** has continually reinforced training and exercising for MPH's approximately 500 staff, who have led the public health response to the 2010 flood, Pandemic influenza, and Ebola virus disease.

Ryan White A Program

The **Ryan White part A program** convenes the planning group for HIV services in a 13-county transitional grant area. MPH has worked with providers to improve quality not just of medical services, but of the overall system performance, with measured improvements in HIV viral load outcomes and fewer new infections occurring.

Tuberculosis Control Program:

The MPH **Tuberculosis control program** routinely cures 100% of patients in the county reported with this airborne disease. Thanks to federal and state support, TB rates in Nashville are at historic lows.

WIC Program:

Nashville's WIC program has developed an innovative Mobile WIC program which allows more convenient access to WIC services across the county while keeping capital investment costs low.

The program partnered with the Nashville Public Library to provide WIC services at library branches and to promote early childhood literacy among WIC families.

Overall, the WIC program provides nutrition services to over half of the infants born in Nashville. The program vigorously supports breast feeding and Nashville has among the highest breast feeding rates in the state.

Stay Connected

To keep up with all the latest happenings at Metro Public Health Department, follow us on [Twitter @NashvilleHealth](#) and on [Facebook at facebook.com/MPHDNashville](#)

Metro Animal Care and Control

Monthly Report
February 2015

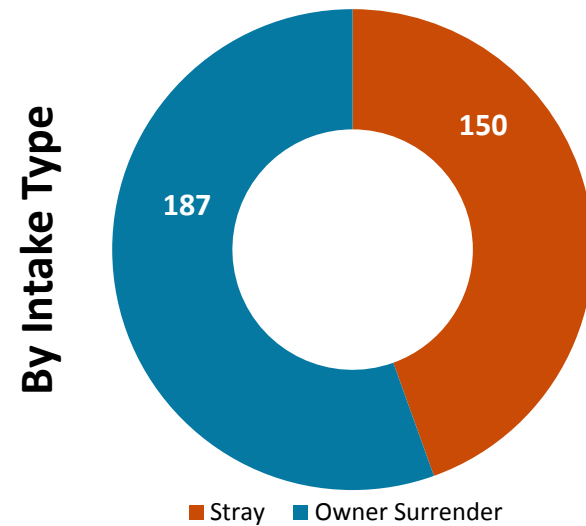
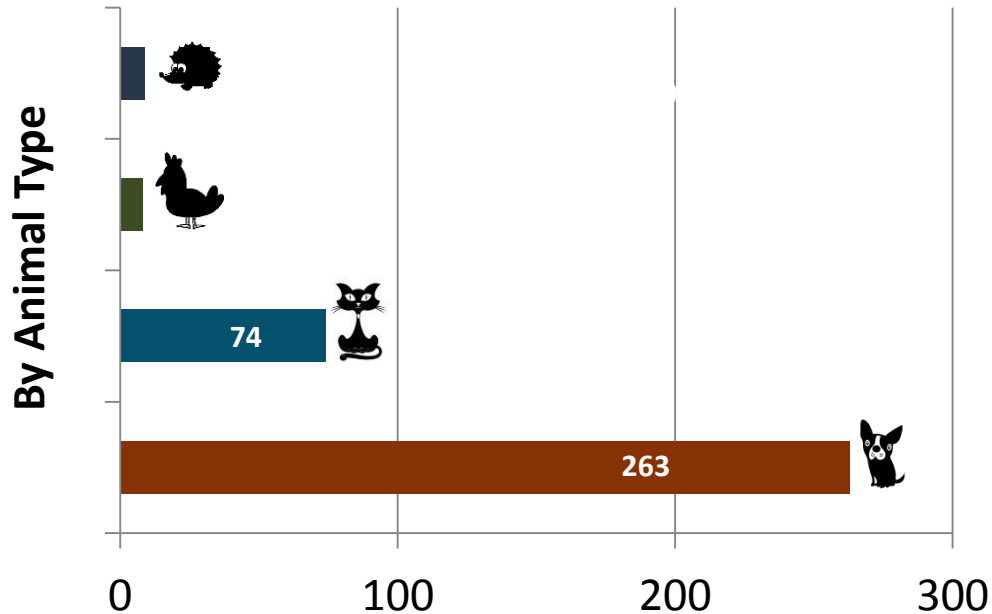


METRO NASHVILLE
ANIMAL CARE & CONTROL

February 2015 Intakes

| | Kitten | Adult Cat | Puppy | Adult Dog | Other | Wildlife | Total |
|-------------------------------|-----------|-----------|-----------|------------|----------|----------|------------|
| Owner Surrender | 10 | 37 | 27 | 108 | 5 | 0 | 187 |
| Request for Humane Euthanasia | 0 | 1 | 0 | 13 | 3 | 0 | 17 |
| Stray | 5 | 21 | 14 | 101 | 0 | 9 | 150 |
| Total | 15 | 59 | 41 | 222 | 8 | 9 | 354 |

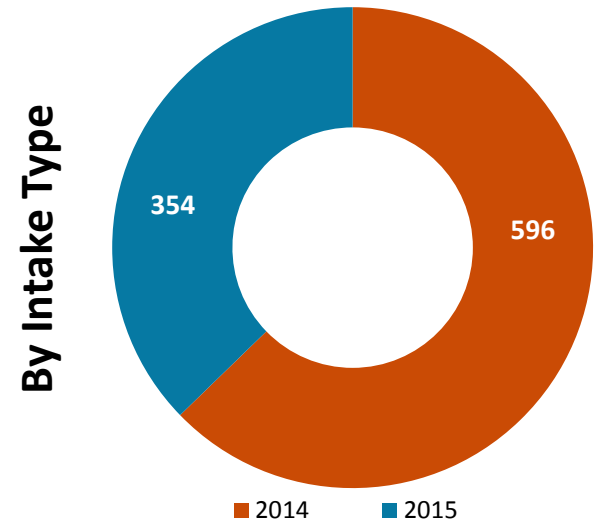
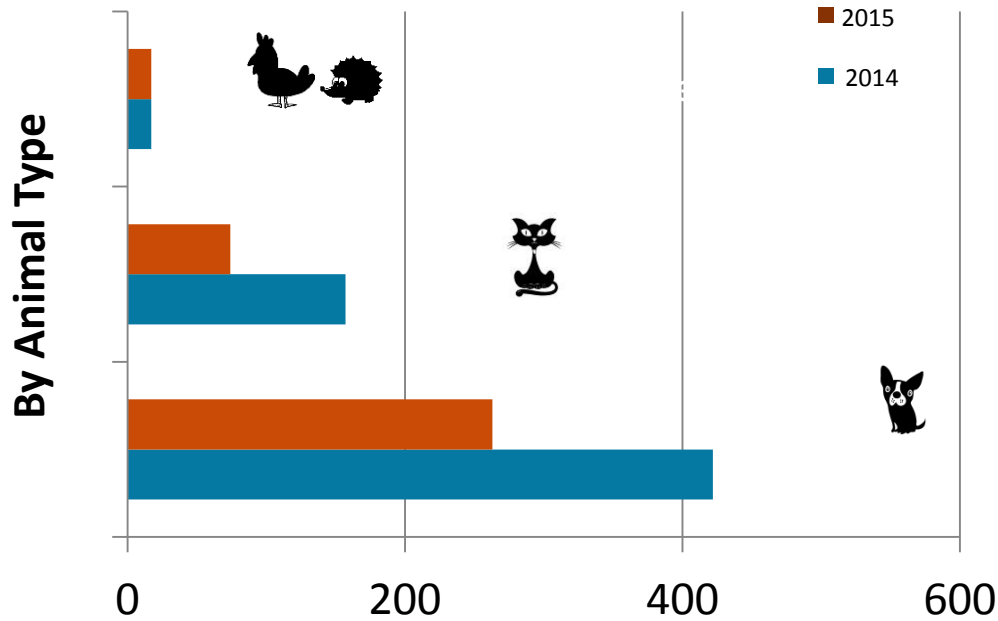
Kitten/Puppy: 6 weeks old to 11 months old
Adult Cat/Dog: 1 year or older
Other: Includes Livestock, small animals



February 2014 to 2015 Intakes

| | 2014 | | | | 2015 | | | |
|--|------------|------------|-----------|------------|-----------|------------|-----------|------------|
| | Cats | Dogs | Other | Total | Cats | Dogs | Other | Total |
| Owner Surrender | 101 | 240 | 7 | 348 | 47 | 135 | 5 | 187 |
| Request for Humane Euthanasia (Owner Surrender) | 3 | 10 | 0 | 13 | 1 | 13 | 3 | 17 |
| Stray | 53 | 172 | 10 | 235 | 26 | 115 | 9 | 150 |
| Total | 157 | 422 | 17 | 596 | 74 | 263 | 17 | 354 |

Other: Includes Livestock, small animals and wildlife



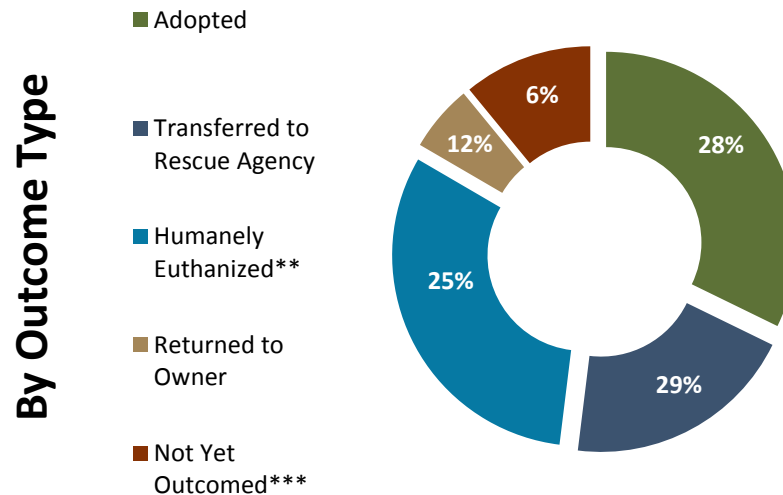
February 2015 Outcomes*

| | Kitten | Adult Cat | Puppy | Adult Dog | Other | Wildlife | Total |
|------------------------------|-----------|-----------|-----------|------------|-----------|----------|------------|
| Adopted | 7 | 22 | 30 | 47 | 3 | 0 | 109 |
| Transferred to Rescue Agency | 13 | 21 | 18 | 51 | 7 | 0 | 110 |
| Returned to Owner | 0 | 1 | 2 | 43 | 1 | 0 | 47 |
| Humanely Euthanized** | 1 | 29 | 11 | 71 | 0 | 6 | 118 |
| Community Cats Project | 0 | 0 | 0 | 0 | 0 | 0 | 0 |
| Total | 21 | 73 | 61 | 212 | 11 | 6 | 384 |

Kitten/Puppy: 6 weeks old to 12 months old

Adult Cat/Dog: 1 year or older

Other: Includes Livestock, small animals and wildlife



*Outcome Data will rarely match Intake Data due to the fluidity of the shelter census. Animals are constantly being moved through the "Animal Flow Through" process.

**This percentage does not include Owner Requested Euthanasia and Wildlife.

***Not Yet Outcomed refers to animals that are still in the shelter or foster care.

February 2014 to 2015 Outcomes*

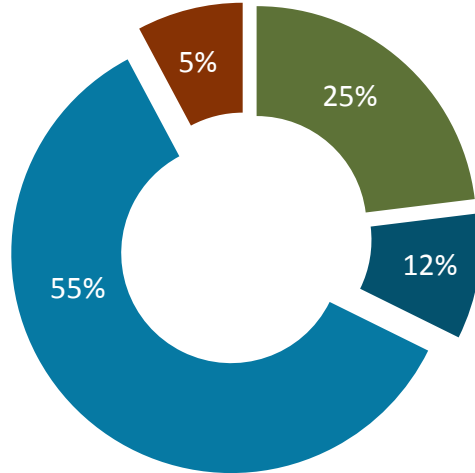
| | 2014 | | | | 2015 | | | |
|------------------------------|------------|------------|-----------|------------|-----------|------------|-----------|------------|
| | Cats | Dogs | Other | Total | Cats | Dogs | Other | Total |
| Adopted | 27 | 110 | 3 | 140 | 29 | 77 | 3 | 109 |
| Transferred to Rescue Agency | 27 | 33 | 4 | 64 | 34 | 69 | 7 | 110 |
| Returned to Owner | 3 | 25 | 1 | 29 | 1 | 45 | 1 | 47 |
| Humanely Euthanized | 112 | 199 | 9 | 320 | 30 | 82 | 6 | 118 |
| Total | 151 | 382 | 18 | 551 | 94 | 273 | 17 | 384 |

Other: Includes Livestock, small animals and wildlife

By Outcome Type

2014

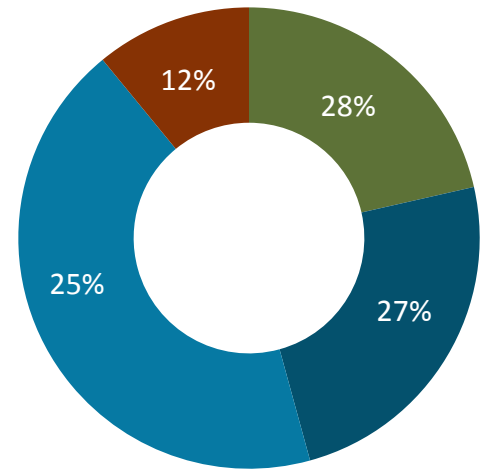
- Adopted
- Transferred to Rescue Agency
- Humanely Euthanized**
- Returned to Owner



By Outcome Type

2015

- Adopted
- Transferred to Rescue Agency
- Humanely Euthanized**
- Returned to Owner



*Outcome Data will rarely match Intake Data due to the fluidity of the shelter census. Animals are constantly being moved through the "Animal Flow Through" process.

**This percentage does not include Owner Requested Euthanasia and Wildlife.