

BFC FINANCIAL PACKAGE

AS OF DECEMBER 31, 2021

Board of Fair Commissioners

Financial Forecast as of December 31, 2021

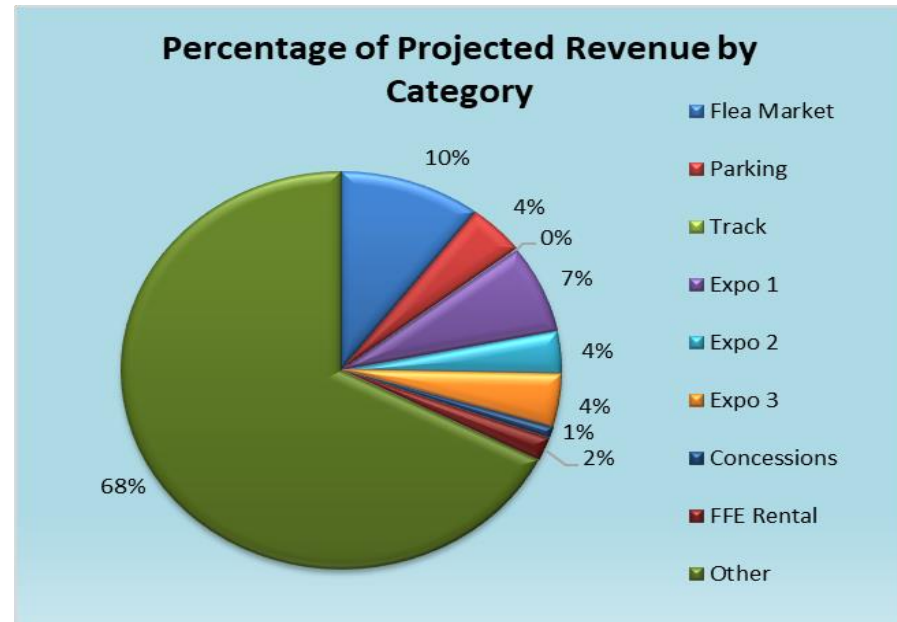
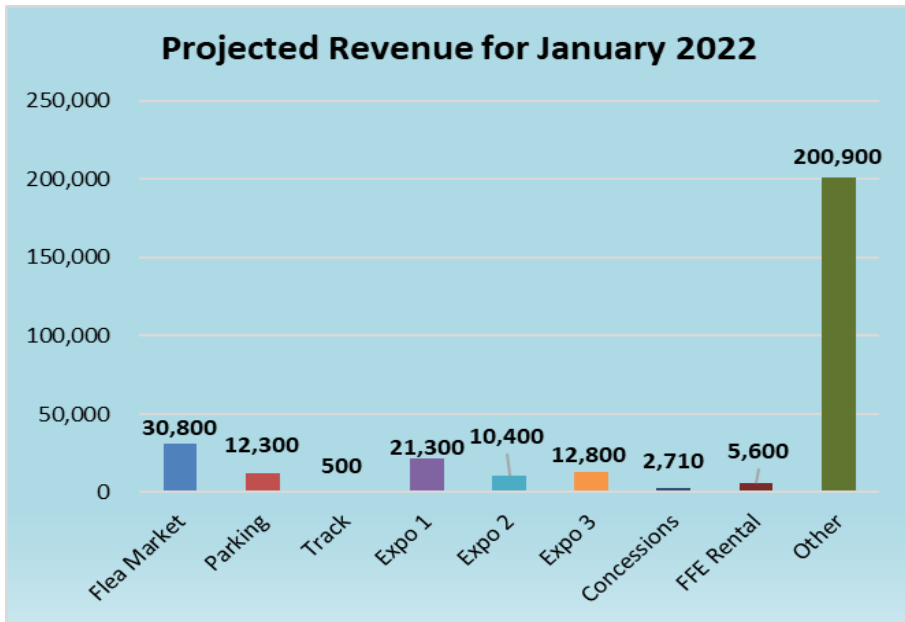
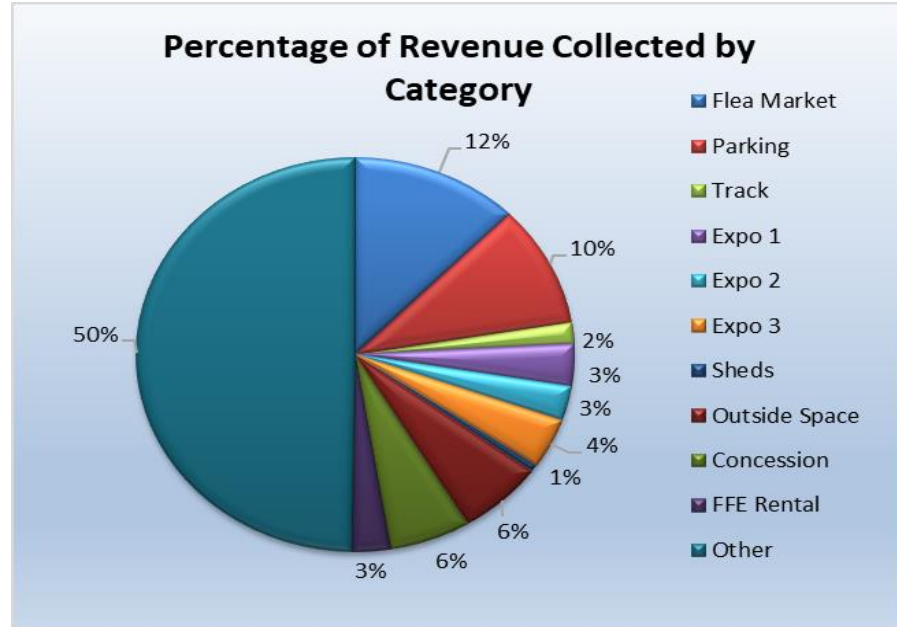
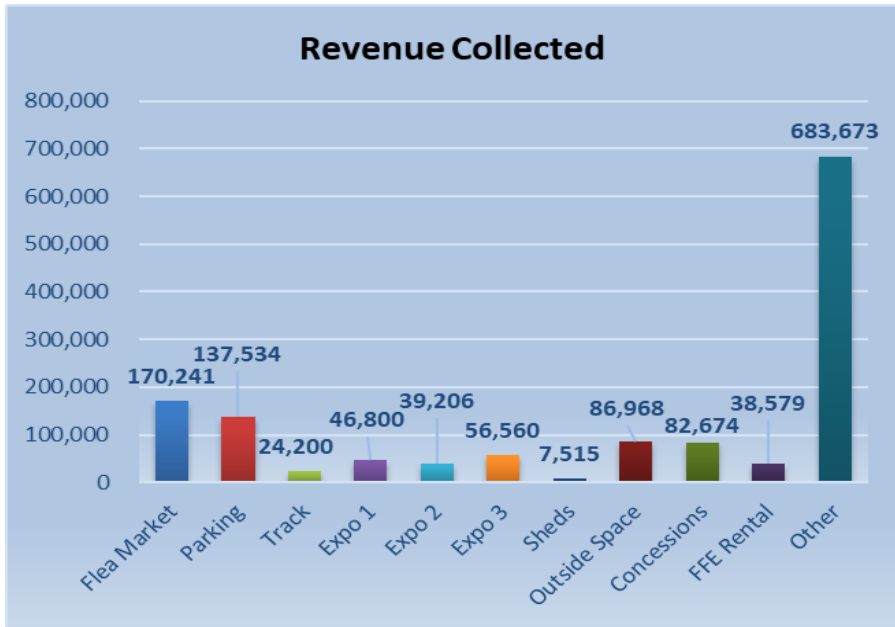
Nashville Expo Center at the Fairgrounds

Preliminary Actuals thru December, 2021

| | |
|---------------------------------------|-------------|
| Revenues thru December, 2021 | 1,373,951 |
| Expenditures thru December, 2021 | (1,085,941) |
| Gain (Loss) thru December, 2021 | 288,010 |
| Depreciation Expense | (660,794) |
| Gain (Loss) adjusted for Depreciation | (372,784) |

| | Budget | YTD |
|----------------------|------------------|------------------|
| Payroll Expenses | 1,574,400 | 473,656 |
| Utilities | 488,200 | 210,917 |
| Purchased Services | 187,400 | 50,369 |
| Supplies | 117,300 | 31,649 |
| Communications | 19,600 | 7,539 |
| Temporary Services | 200,000 | 30,141 |
| Security Services | 76,000 | 33,017 |
| IT Services | 99,000 | 51,384 |
| Ins. Permits & LOCAP | 411,800 | 197,268 |
| Total | 3,173,700 | 1,085,941 |

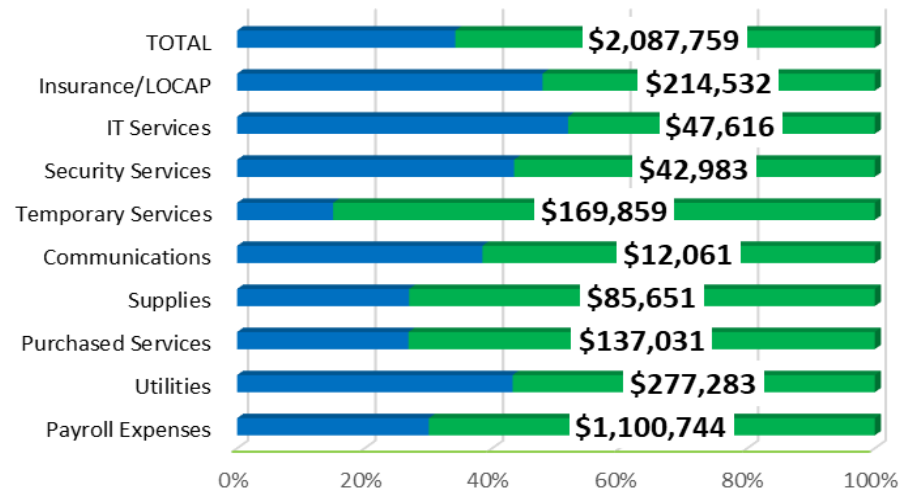
The Fairgrounds Nashville: revenue dashboard through 12/31/2021 (not final)



Note: Graphs do not include subsidy.

The Fairgrounds Nashville: expense dashboard through 12/31/2021 (not final)

Budget Tracker



Expenditure Distribution

