

BFC FINANCIAL PACKAGE

AS OF FEBRUARY 28, 2022

Board of Fair Commissioners

Financial Forecast as of February 28, 2022

Nashville Expo Center at the Fairgrounds

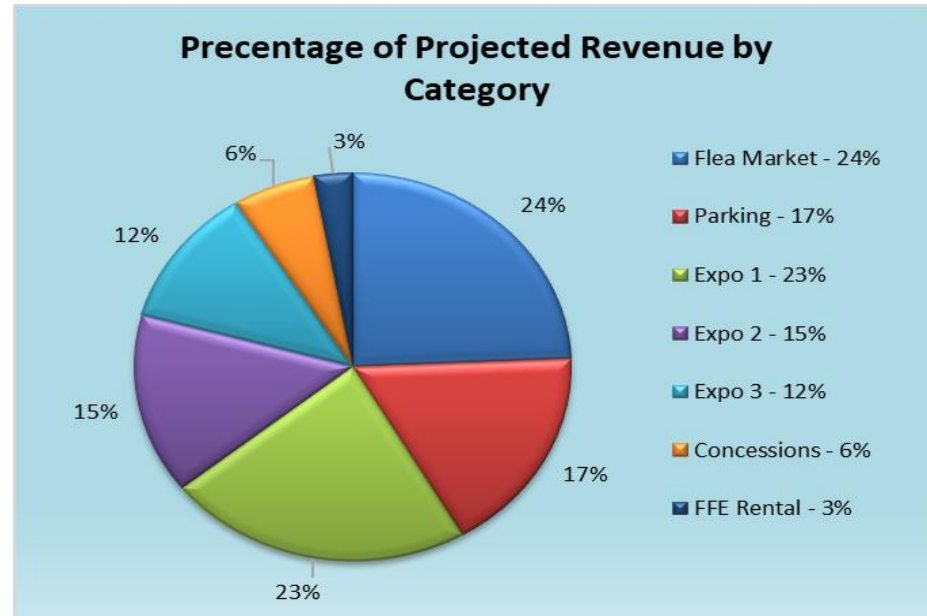
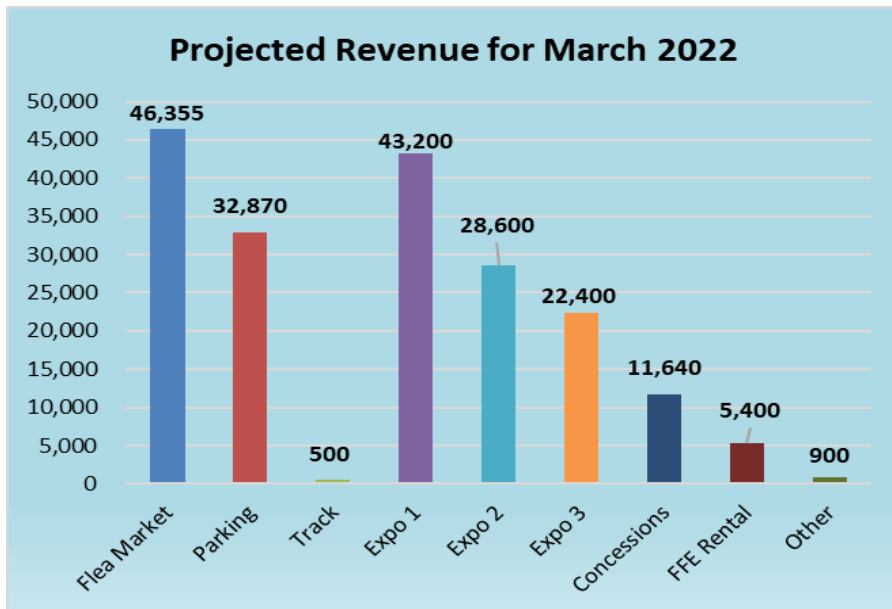
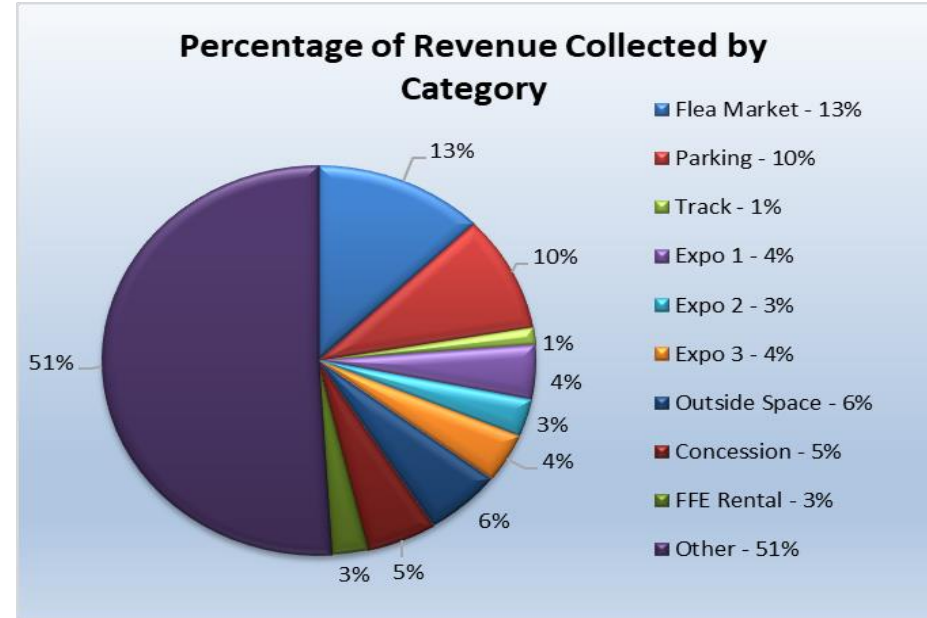
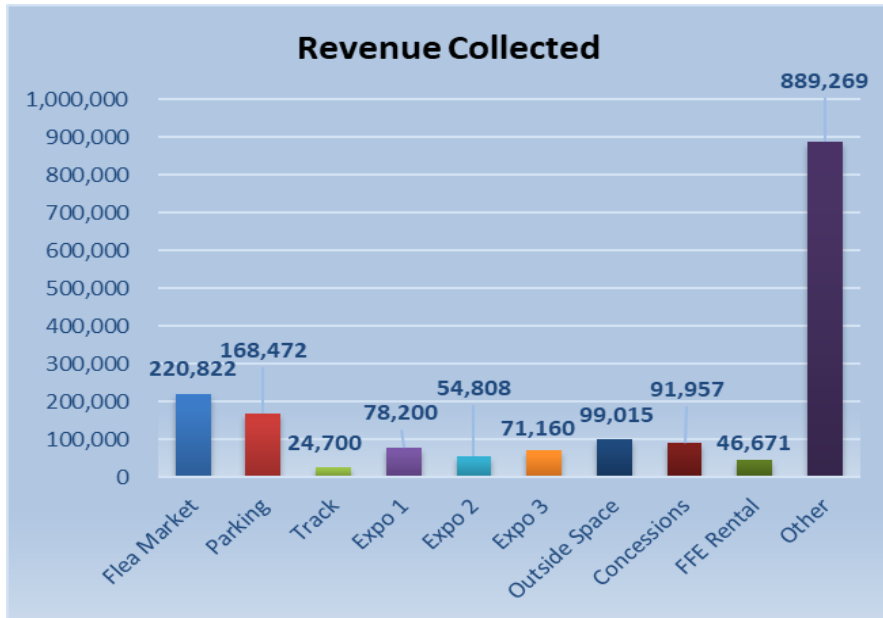
Preliminary Actuals thru February, 2022

Revenues thru February, 2022	1,745,075
Expenditures thru February, 2022	(1,438,317)
Gain (Loss) thru February, 2022	306,758
Depreciation Expense	(770,923)
Gain (Loss) adjusted for Depreciation	(464,165)

REVENUES	Budget	YTD
Flea Market Booth Rent	0	220,822
Parking	0	168,472
Track	0	24,700
Expo Buildings	0	204,168
Outside Space	0	99,015
Concessions	0	91,957
Divisonal Fair	0	0
FFE Rentals	0	46,671
Other	220,800	889,269
Total	220,800	1,745,075

EXPENSES	Budget	YTD
Payroll Expenses	1,574,400	621,836
Utilities	488,200	295,598
Purchased Services	187,400	61,969
Supplies	117,300	41,478
Communications	19,600	8,146
Temporary Services	200,000	38,103
Security Services	76,000	39,697
IT Services	99,000	67,350
Ins. Permits & LOCAP	411,800	264,139
Total	3,173,700	1,438,317

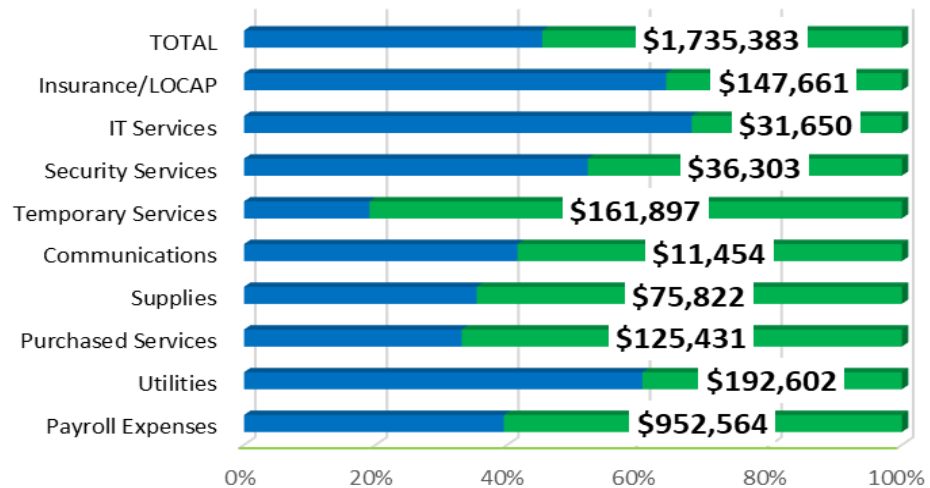
The Fairgrounds Nashville: revenue dashboard through 2/28/2022 (not final)



Note: Graphs do not include subsidy.

The Fairgrounds Nashville: expense dashboard through 2/28/2022 (not final)

Budget Tracker



Expenditure Distribution

