

BFC FINANCIAL PACKAGE

AS OF MARCH 31, 2022

Board of Fair Commissioners

Financial Forecast as of MARCH 31, 2022

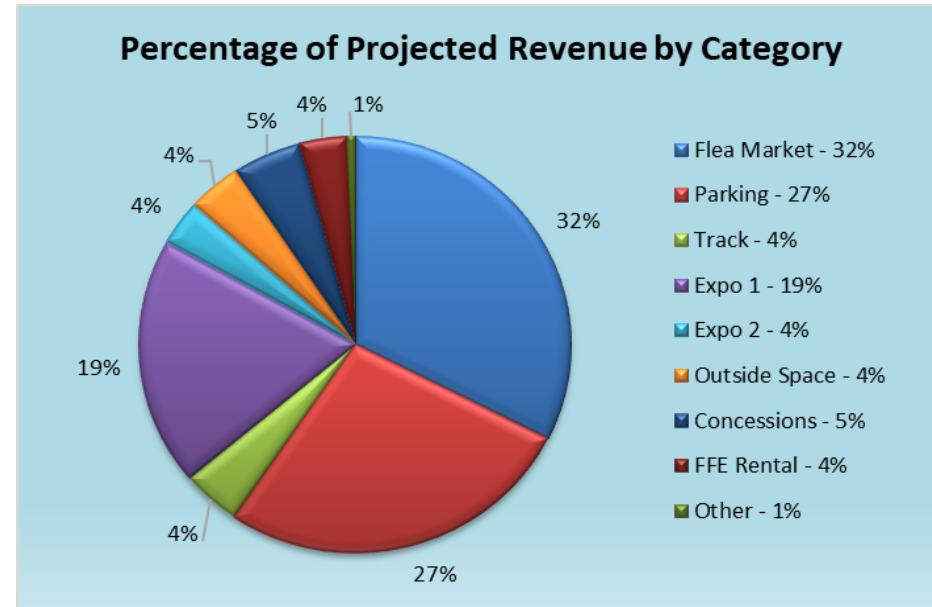
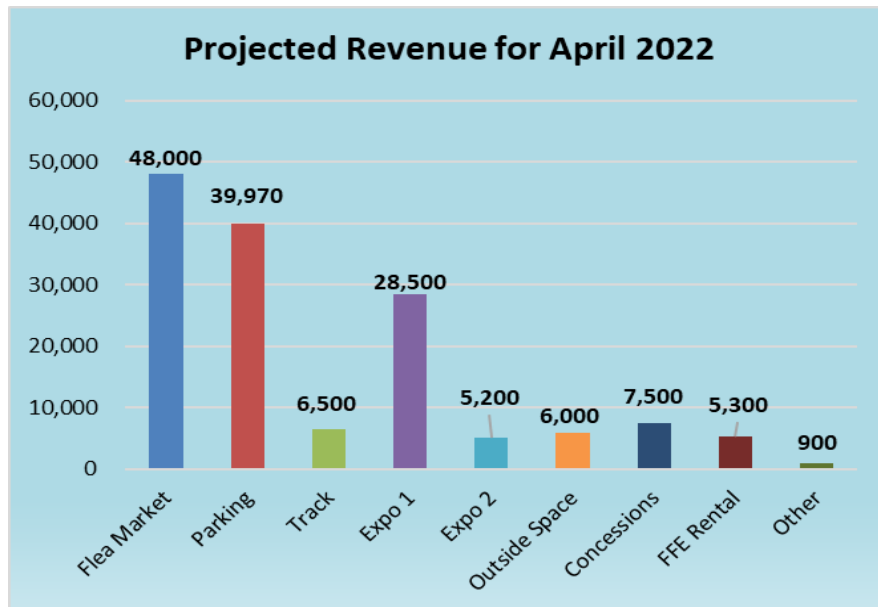
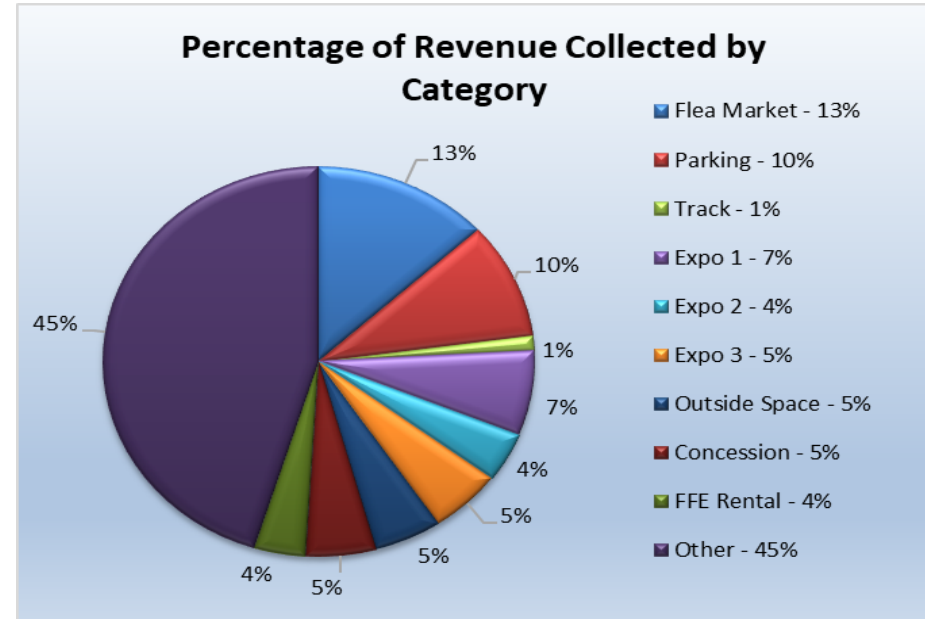
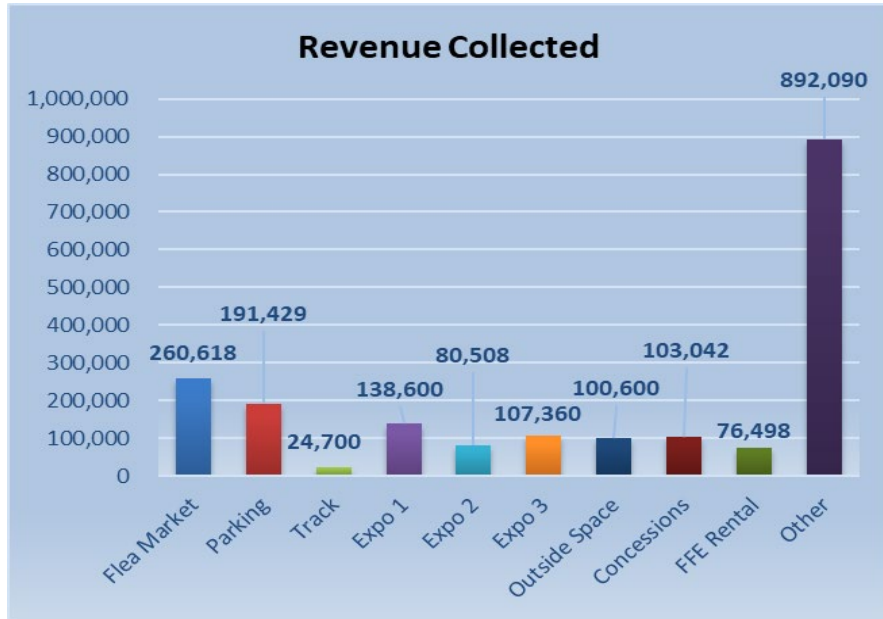
Nashville Expo Center at the Fairgrounds

Preliminary Actuals thru March, 2022	
Revenues thru March, 2022	1,975,445
Expenditures thru March, 2022	(1,794,598)
Gain (Loss) thru March, 2022	180,847
Depreciation Expense	(881,052)
Gain (Loss) adjusted for Depreciation	(700,205)

REVENUES	Budget	YTD
Flea Market Booth Rent	0	260,618
Parking	0	191,429
Track	0	24,700
Expo Buildings	0	326,468
Outside Space	0	100,600
Concessions	0	103,042
Divisonal Fair	0	0
FFE Rentals	0	76,498
Other	220,800	892,090
Total	220,800	1,975,445

EXPENSES	Budget	YTD
Payroll Expenses	1,574,700	838,716
Utilities	545,700	334,288
Purchased Services	231,400	76,803
Supplies	211,300	60,872
Communications	19,600	11,003
Temporary Services	200,000	45,862
Security Services	76,000	42,153
IT Services	102,500	75,508
Ins. Permits & LOCAP	411,800	309,392
Fixed Asset Purchases (Fair)	464,000	0
Total	3,837,000	1,794,598

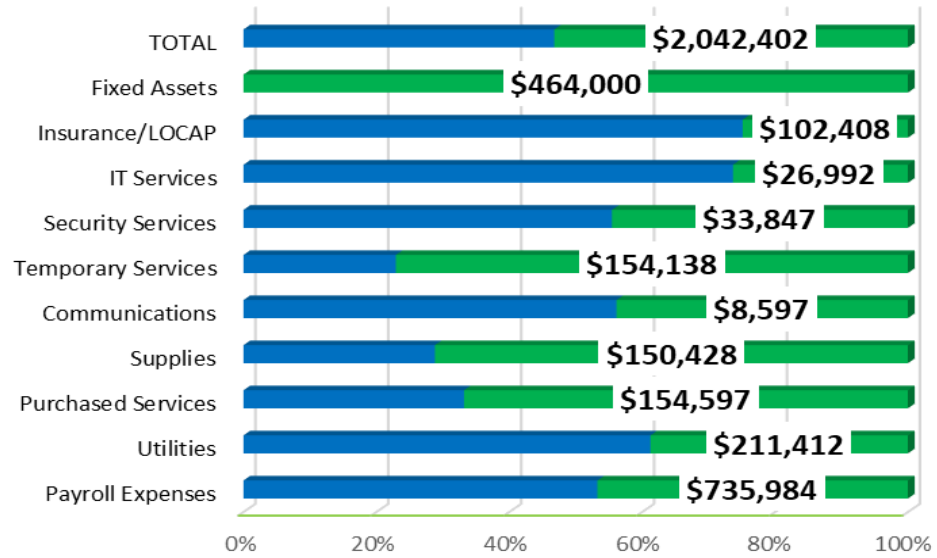
The Fairgrounds Nashville: revenue dashboard through 3/31/2022 (not final)



Note: Graphs do not include subsidy.

The Fairgrounds Nashville: expense dashboard through 3/31/2022 (not final)

Budget Tracker



Expenditure Distribution

