

Monthly Statistical Report on Allegations and Resolutions of
MNPD Misconduct Complaints

March 21, 2022



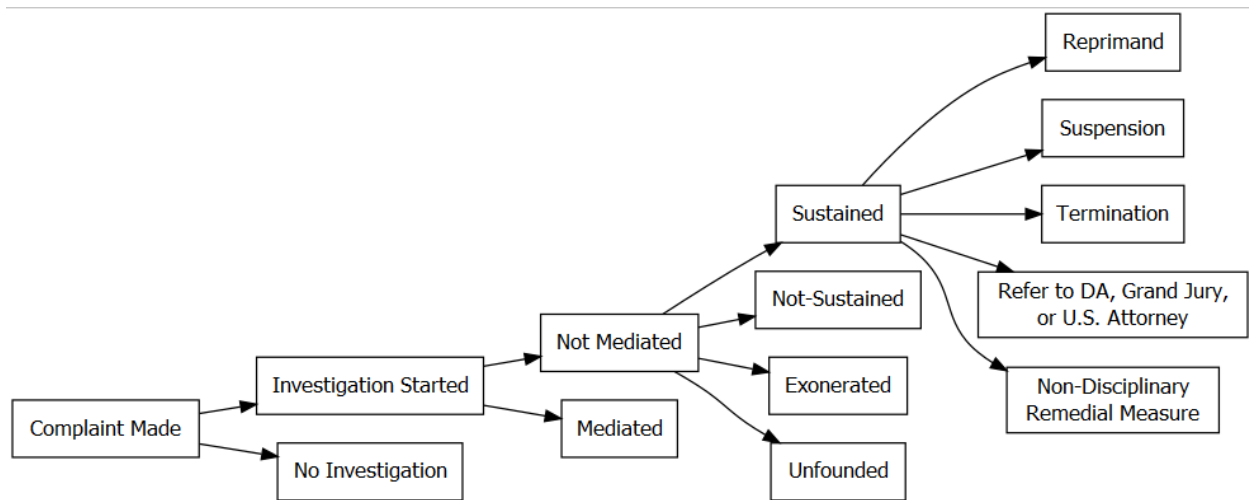
**METRO NASHVILLE
COMMUNITY OVERSIGHT**

Metro Nashville Community Oversight Board (COB) was enacted through a Metro Charter Amendment ratified by the majority of voters on November 6, 2018. The mission of the Board is to provide an accessible, respectful, independent and effective forum for community participation in the investigation and resolution of complaints of Metropolitan Nashville Police Department (MNP) misconduct; to examine and issue policy recommendations regarding local law enforcement policies and practices; to encourage open and constructive communication and cooperation between local law enforcement and Metro’s residents; and to protect civilians’ rights and promote professionalism and best practices in the MNP, enhancing community-police relations and creating a safer Nashville.

The mission of the Board is supported by Metro Nashville Community Oversight (MNCO), a department of Metropolitan Nashville Government. MNCO began accepting complaints of MNP misconduct on April 1st, 2019. MNCO investigators examine all complaints, collect evidence, and issue resolution reports to the COB.

This statistical report describes the number and types of MNP misconduct allegations that have been reported to MNCO, assesses the demographic characteristics of complainants, and shows case outcomes. Results in the report reflect the current investigations as of March 21, 2022. Future results may differ as more information becomes available.

Life of a Complaint to MNCO

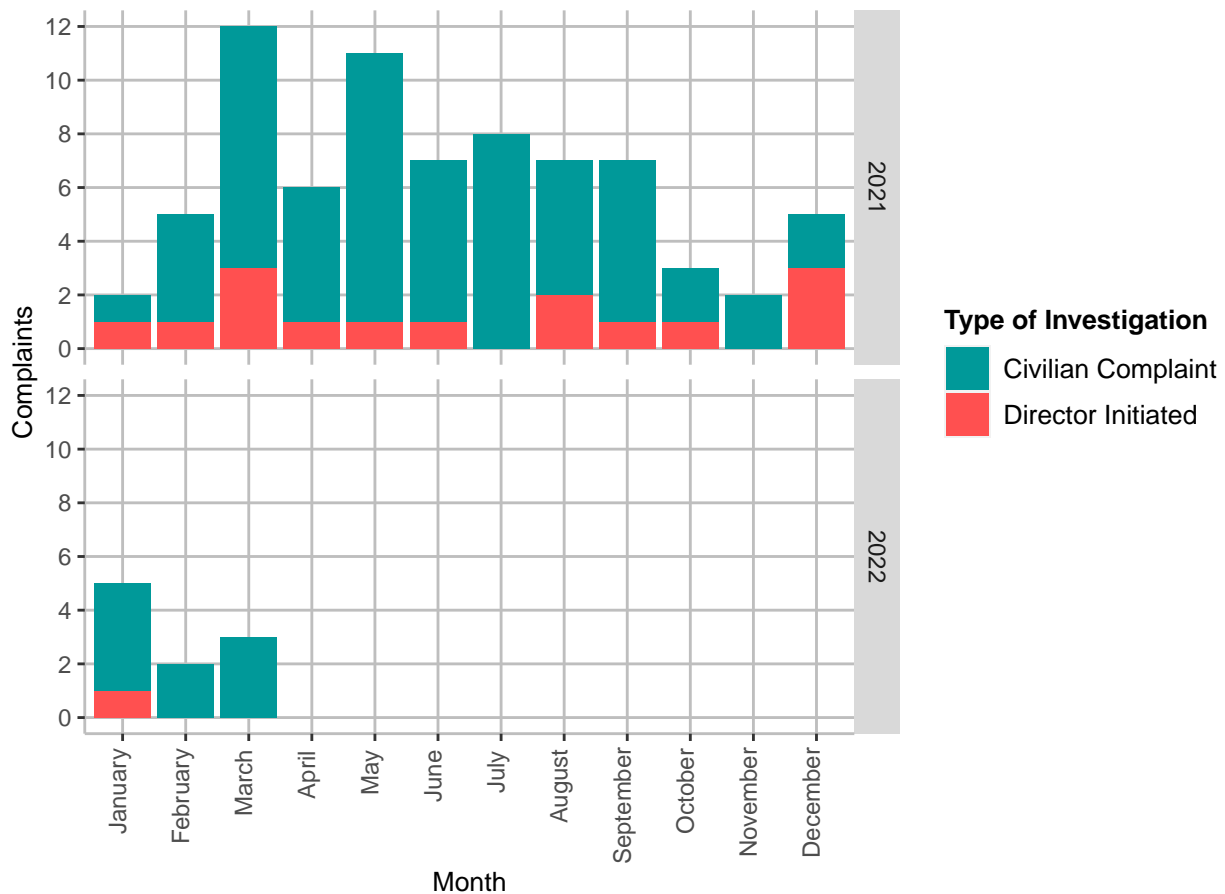


All allegations of MNP misconduct are evaluated by investigators. If a complaint does not fall under the jurisdiction of MNCO (e.g. it occurred by a police department other than MNP) or occurred prior to April 1, 2019, the investigation is not pursued. If an investigation is opened, investigators collect witness statements and other evidence to corroborate the complaint. All cases except those alleging excessive force, serious bodily injury, or in-custody deaths are eligible for mediation. The complainant may choose to have a mediation session with the officer and the officer must consent to mediate the complaint. For cases that are not mediated, investigators determine whether the evidence shows whether the officer engaged in the alleged misconduct and whether the conduct was against policy. The COB receives a resolution report and, in sustained cases, determines a recommendation for appropriate discipline for the officer.

Complaints made to MNCO

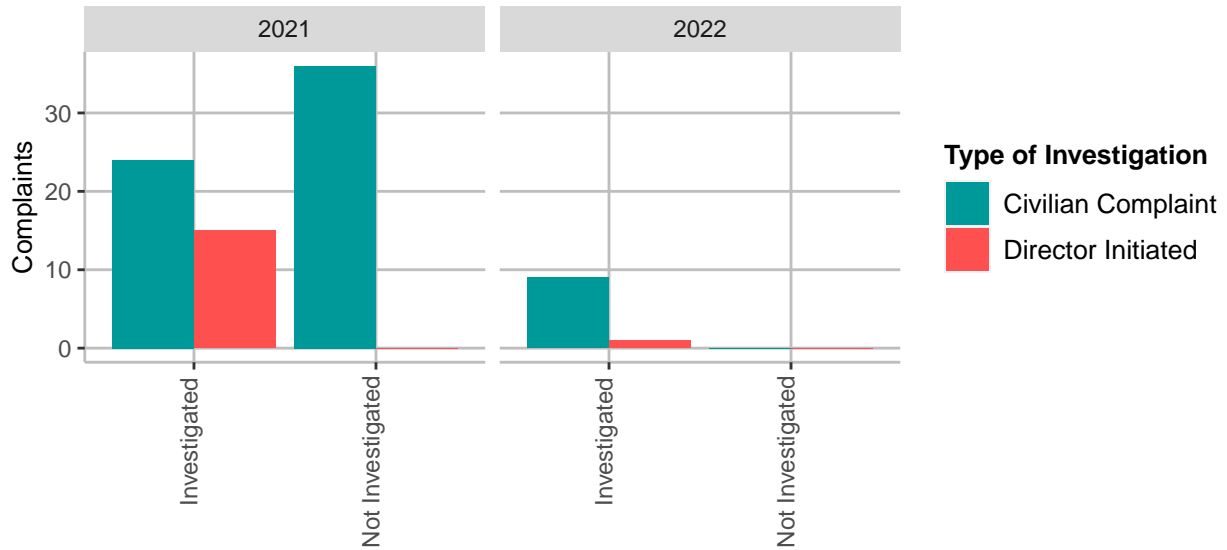
In 2022, 9 civilian complaints have been made to MNCO. In 2021, 60 civilian complaints were made. Of these 2021 and 2022 cases, 22 (32%) are currently open investigations. MNCO has initiated 1 investigation(s) at the direction of the Executive Director in 2022. In 2021, 15 director-initiated investigations were opened. Currently, 15 (94%) director-initiated investigations are open. From 2020, 1 case remains open.

Total Complaints Made by Month in 2021 and 2022



Whether an Investigation was Initiated on Matters Reported to MNCO in 2021 and 2022

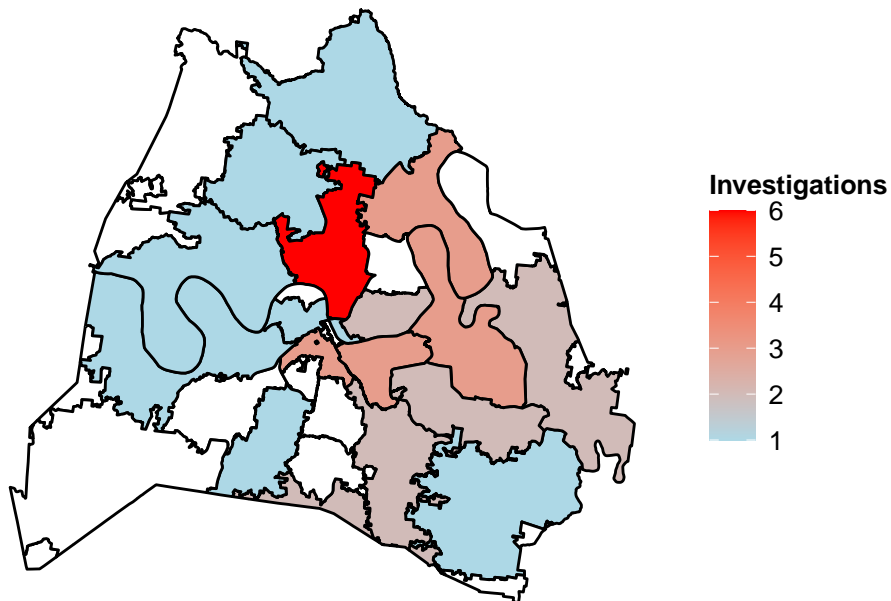
as of March 21, 2022



NOTE: 'Not investigated' cases include Intake Investigations which may be investigated in the future but have not been assigned to an investigator

Locations of Complaints

2021 Civilian Complaints and Director-Initiated Investigations by Zip Code



2022 Civilian Complaints and Director-Initiated Investigations by Zip Code

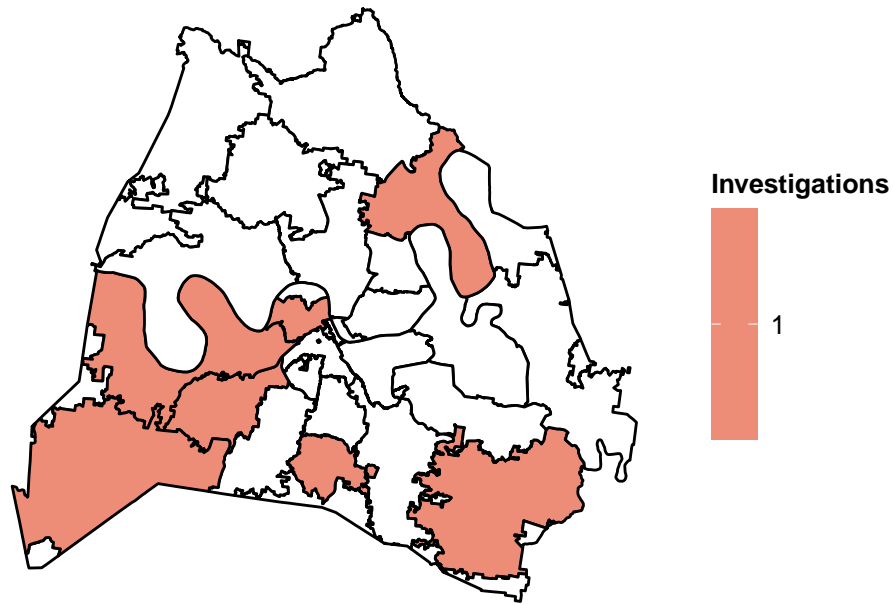


Table 1: Number of Investigated Civilian Complaints and Director-Initiated Investigations by Year in Each Zip Code Within Davidson County

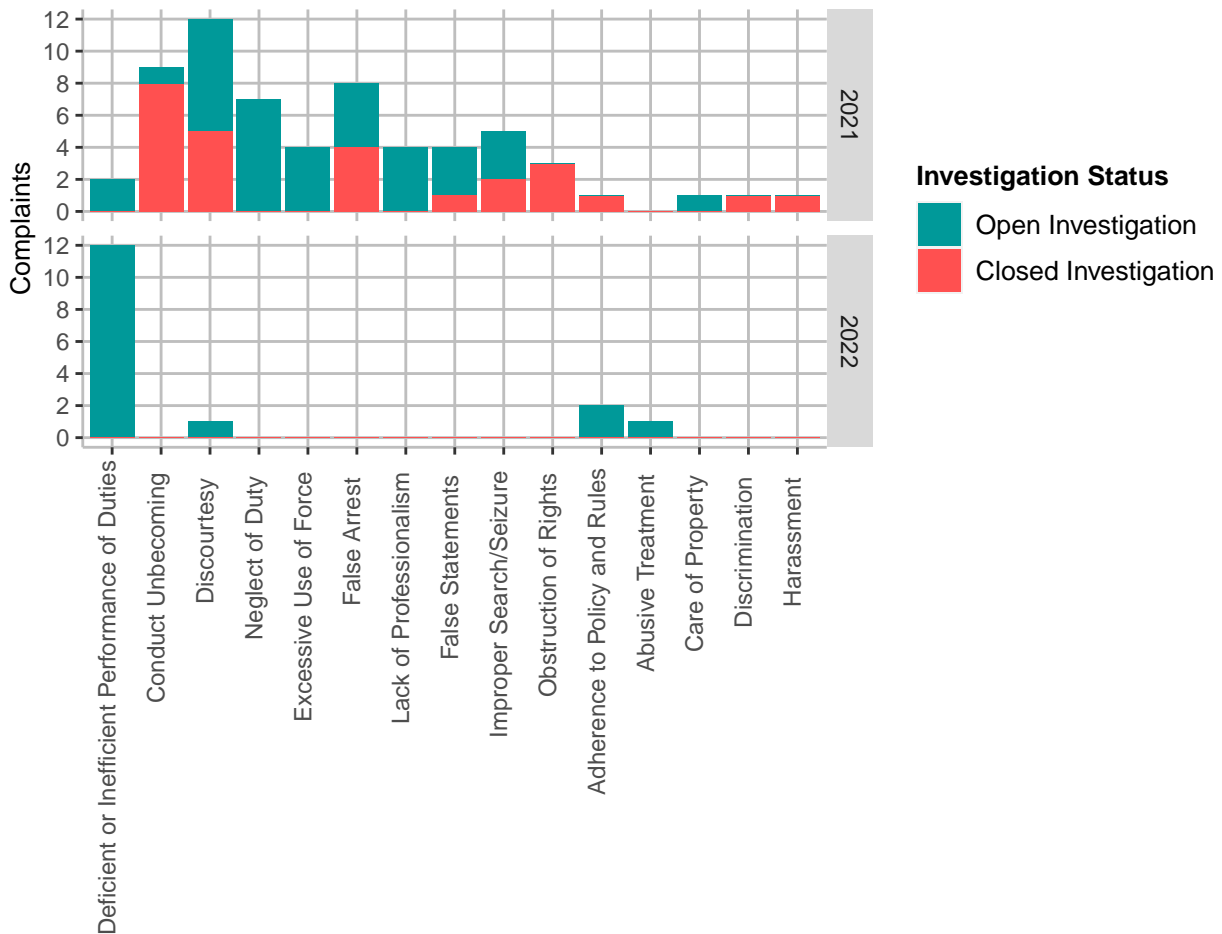
ZIPCODE	2021	2022	ZIPCODE	2021	2022
37013	1	1	37206	2	0
37015	0	0	37207	6	0
37027	2	0	37208	1	1
37064	0	0	37209	1	1
37072	1	0	37210	3	0
37076	2	0	37211	2	0
37080	0	0	37212	0	0
37086	0	0	37213	1	0
37115	3	1	37214	3	0
37122	0	0	37215	1	0
37135	0	0	37216	0	0
37138	0	0	37217	2	0
37143	0	0	37218	1	0
37152	0	0	37219	0	0
37189	1	0	37220	0	1
37201	0	0	37221	0	1
37203	3	0	37228	0	0
37204	0	0	37232	0	0
37205	0	1	37240	0	0
			37246	0	0

Allegations Made in Civilian Complaints

Each complaint has one or more specific allegation(s) of misconduct or administrative review. In 2021 and 2022, the following allegations have been made against MNPD officers. Figure includes only civilian complaints that have been investigated by MNCO. Note that the total number of allegations is greater than the number of complaints because complaints usually include multiple allegations of misconduct and may include multiple officers.

Allegations of Misconduct in Civilian Complaints Investigated by MNCO in 2021 and 2022 by Status of Complaints

as of March 21, 2022

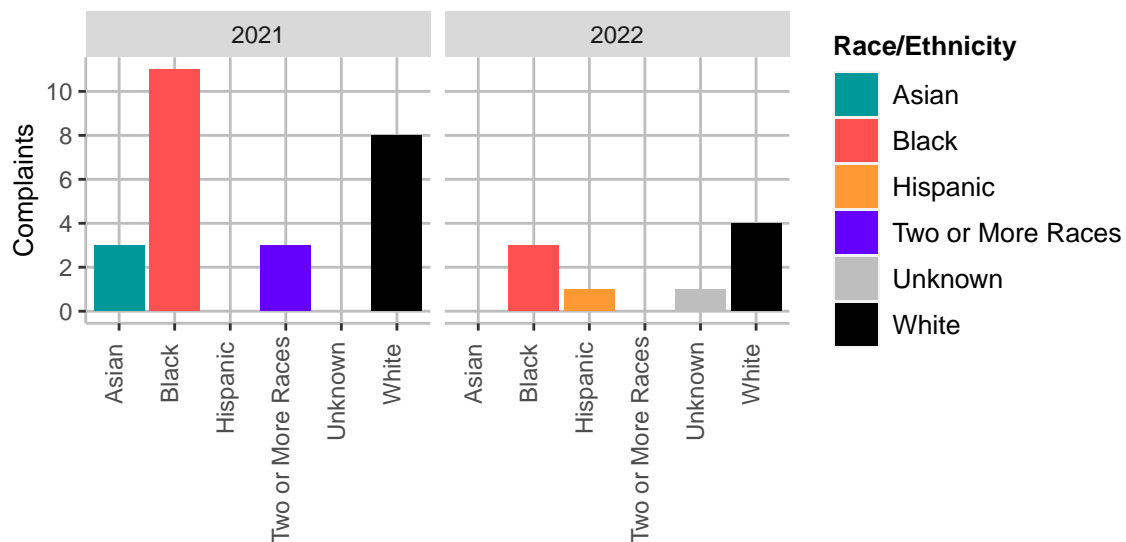


Note: Complaints usually contain more than one allegation of misconduct; allegations for Intake Investigations are not included since a determination of whether an investigation will occur has not been made

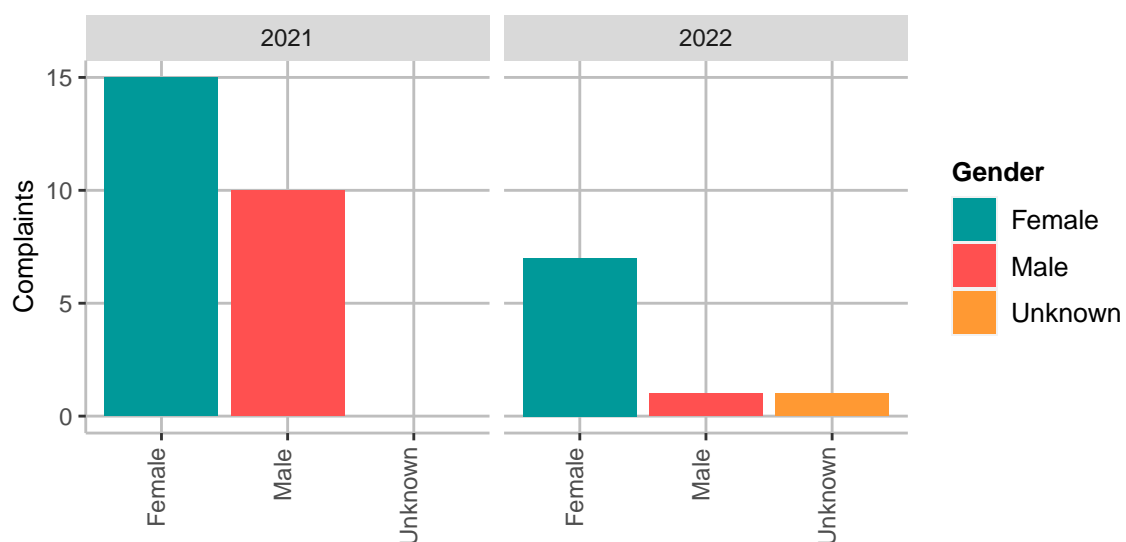
Complainant Demographics

MNCO tracks complainant demographics to assess complaint trends and need in the community. The following graphs show complaints made to MNCO by case status and complainant race/ethnicity and gender. Only civilian complaints investigated by MNCO are included.

Civilian Complaints Investigated by MNCO in 2021 and 2022 by Complainant Race/Ethnicity



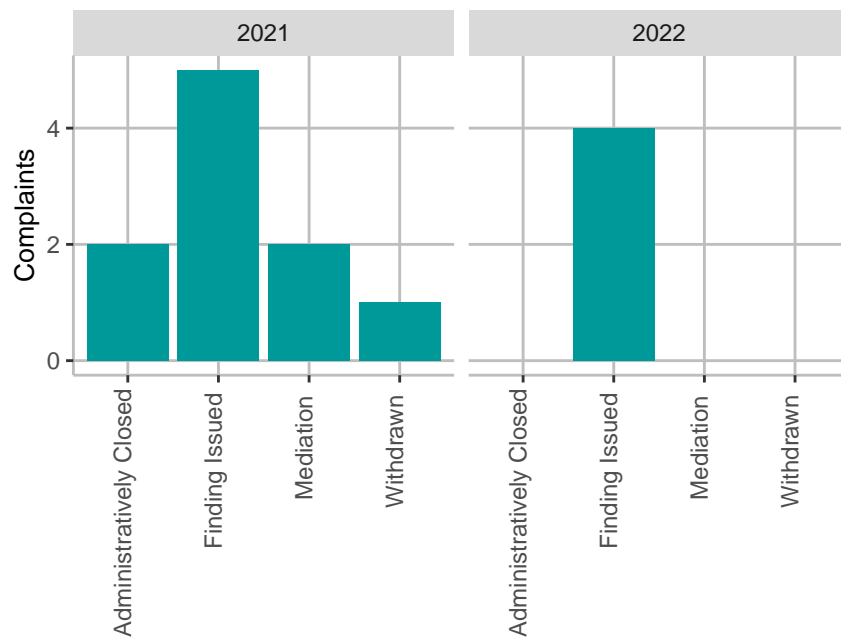
Civilian Complaints Investigated by MNCO in 2021 and 2022 by Complainant Gender



Dispositions of Closed Cases

Civilian complaints can be closed for several reasons. Complaints are administratively closed when they do not allege misconduct against an MNPd officer or are outside the timeframe that MNCO is authorized to investigate. Findings may be issued in a Proposed Resolution Report that is issued by the COB to the Chief of Police. Once the COB receives a response from the Chief of Police on the complaint findings, the case is considered closed. Finally, complainants can withdraw their complaint voluntarily. Civilian complaints that MNCO investigated were closed in 2020 and 2021 for the following reasons (plots show the year in which cases were closed, not the year received):

Reasons Civilian Complaint Investigations Were Closed in 2021 and 2022

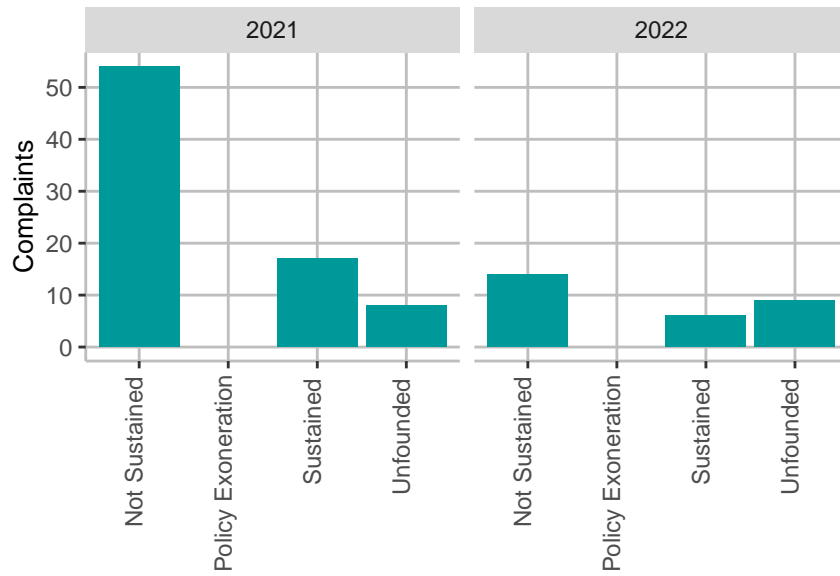


The following findings are possible from an investigation:

Finding	Definition
Sustained	The factual findings support the allegations in the complaint by the preponderance of the evidence, which conduct was inconsistent with MNPd policy.
Not Sustained	The factual findings do not support the allegations in the complaint by the preponderance of the evidence.
Policy Exoneration	The factual allegations in the complaint do not violate the law or MNPd policy; or, although the factual findings support the allegations in the complaint, the conduct proved by the preponderance of the evidence was lawful and consistent with MNPd policy.
Unfounded	The allegations in the complaint were proven false by the preponderance of the evidence.

The following findings have been issued by the COB:

Findings of Civilian Complaint Investigations in 2021 and 2022



Note: Findings are issued for each allegation of misconduct against an officer. Investigations often include multiple allegations and multiple officers.

Tables

Table 2: 2021 Civilian Complainants: Case Status, Race/Ethnicity, and Gender (Some Complaints have Multiple Complainants)

	Investigated (N=25)	Not Investigated (N=37)	Total (N=62)
Complaint Status			
Administratively Closed	2 (8.0%)	0 (0.0%)	2 (3.2%)
Administratively Closed During Intake	0 (0.0%)	15 (40.5%)	15 (24.2%)
Investigation			
Mediation	3 (12.0%)	0 (0.0%)	3 (4.8%)
Open Investigation	13 (52.0%)	0 (0.0%)	13 (21.0%)
PRR Issued by COB, Awaiting Chief	2 (8.0%)	0 (0.0%)	2 (3.2%)
Referred	0 (0.0%)	17 (45.9%)	17 (27.4%)
Suspended	4 (16.0%)	0 (0.0%)	4 (6.5%)
Withdrawn by Complainant During Intake	0 (0.0%)	5 (13.5%)	5 (8.1%)
Investigation			
Withdrawn by Complainant During Investigation	1 (4.0%)	0 (0.0%)	1 (1.6%)
Complainant Race/Ethnicity			
Asian	3 (12.0%)	0 (0.0%)	3 (4.8%)
Black	11 (44.0%)	11 (29.7%)	22 (35.5%)
Two or More Races	3 (12.0%)	2 (5.4%)	5 (8.1%)
Unknown	0 (0.0%)	17 (45.9%)	17 (27.4%)
White	8 (32.0%)	7 (18.9%)	15 (24.2%)
Complainant Gender			
Female	15 (60.0%)	15 (40.5%)	30 (48.4%)
Male	10 (40.0%)	10 (27.0%)	20 (32.3%)
Unknown	0 (0.0%)	12 (32.4%)	12 (19.4%)

Table 3: 2022 Civilian Complainants: Case Status, Race/Ethnicity, and Gender (Some Complaints have Multiple Complainants)

	Investigated (N=9)	Total (N=9)
Complaint Status		
Open Investigation	9 (100.0%)	9 (100.0%)
Complainant Race/Ethnicity		
Black	3 (33.3%)	3 (33.3%)
Hispanic	1 (11.1%)	1 (11.1%)
Unknown	1 (11.1%)	1 (11.1%)
White	4 (44.4%)	4 (44.4%)
Complainant Gender		
Female	7 (77.8%)	7 (77.8%)
Male	1 (11.1%)	1 (11.1%)
Unknown	1 (11.1%)	1 (11.1%)