

# BFC FINANCIAL PACKAGE

AS OF AUGUST 31, 2022

**Board of Fair Commissioners**

# Financial Report as of AUGUST 31, 2022

## Nashville Expo Center at the Fairgrounds

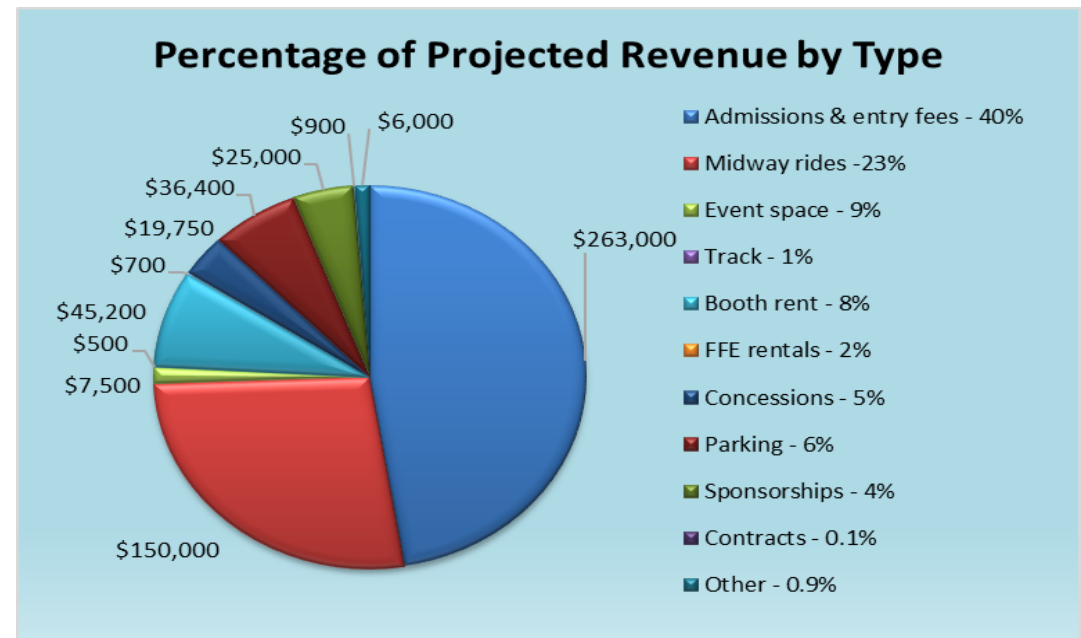
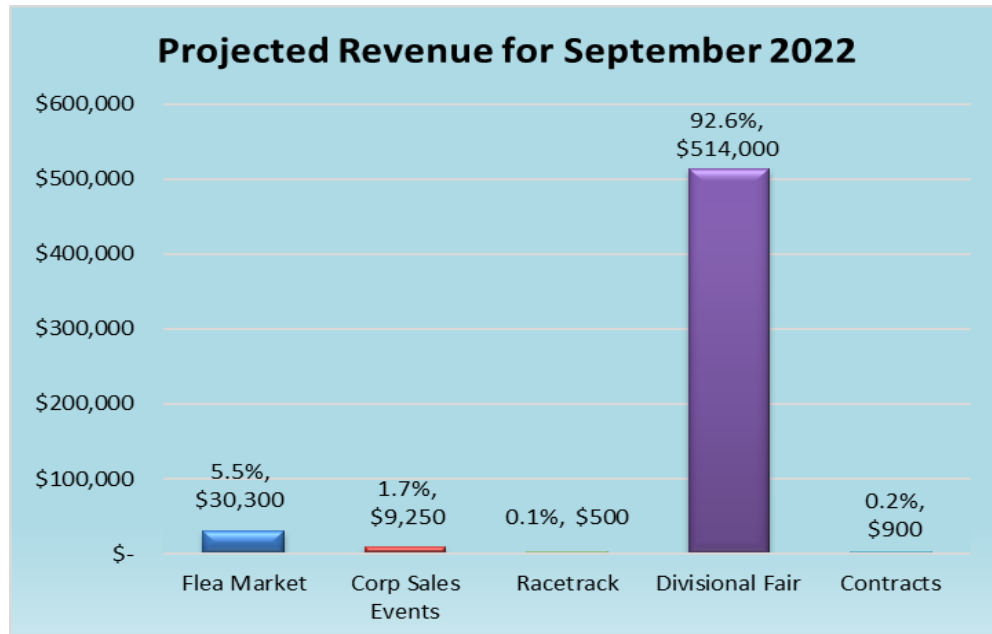
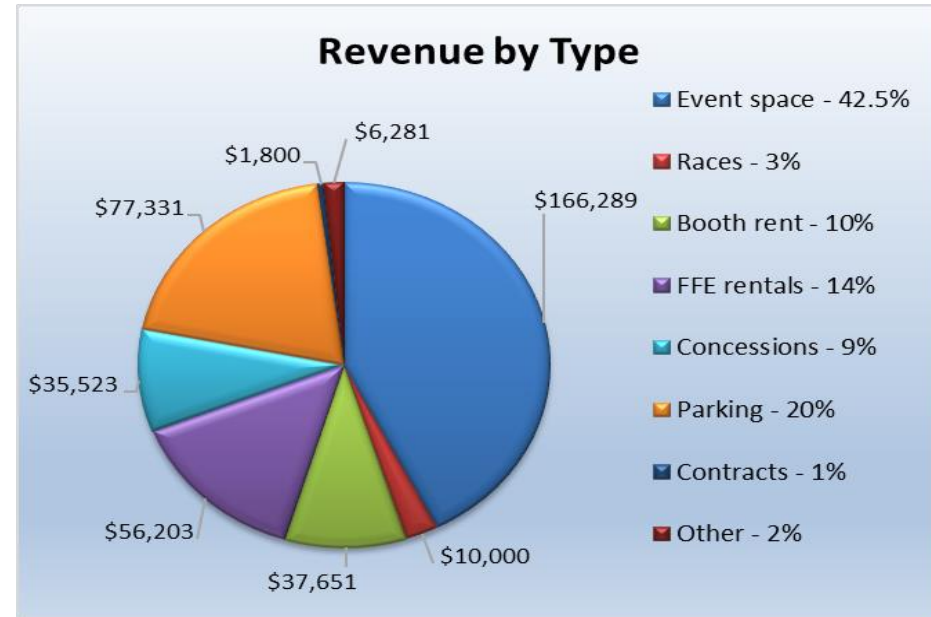
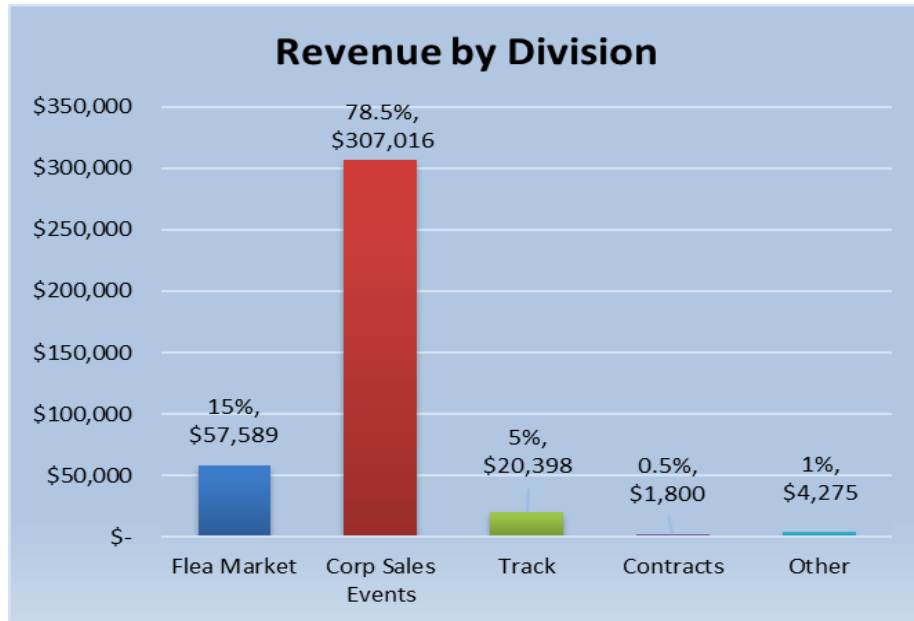
### Preliminary Actuals thru AUGUST, 2022

Revenue thru August, 2022	391,078
Expenditures thru August, 2022	(586,070)
Gain (Loss) thru August, 2022	(194,992)
Depreciation Expense	(113,546)
Gain (Loss) adjusted for Depreciation	(308,538)

REVENUES	Budget	YTD
Flea Market	777,480	57,589
Corp Sales Events	1,030,320	307,016
Track	68,700	20,398
Divisional Fair	514,000	0
Contracts	210,800	1,800
Other	0	4,275
Subsidy	2,074,500	0
Total	4,675,800	391,078

EXPENSES	Budget	YTD
Payroll Expenses	1,853,600	228,987
Utilities	547,600	60,081
Purchased Services	673,600	132,359
Supplies	252,300	89,802
Communications	31,600	2,745
Temporary Services	353,900	31,075
Security Services	251,000	6,158
IT Services	109,600	16,968
Ins. Permits & LOCAP	458,600	17,896
Other (travel & awrd royalty)	144,000	0
Total	4,675,800	586,070

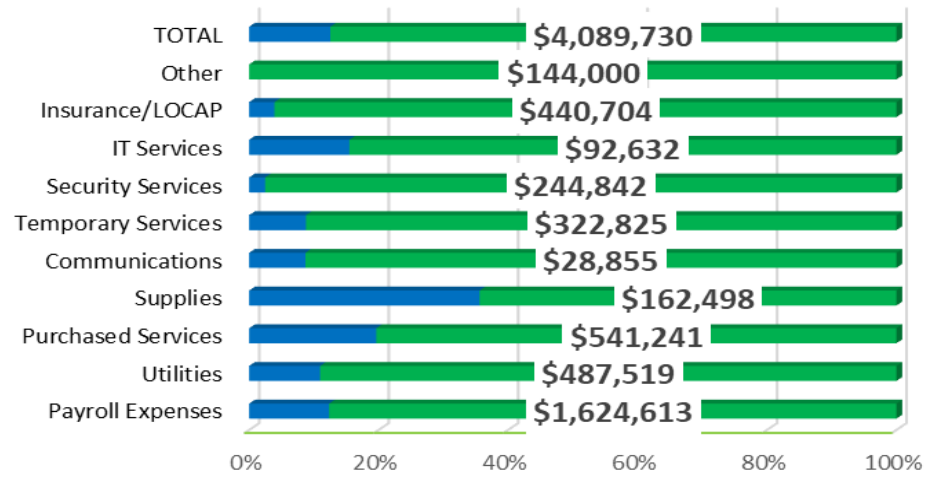
The Fairgrounds Nashville: revenue dashboard through 8/31/2022 (not final)



Note: Graphs do not include subsidy.

The Fairgrounds Nashville: expense dashboard through 8/31/2022 (not final)

**Budget Tracker**



**Expenditure Distribution**

