

BFC FINANCIAL PACKAGE

AS OF SEPTEMBER 30, 2022

Board of Fair Commissioners

Financial Report as of SEPTEMBER 30, 2022

Nashville Expo Center at the Fairgrounds

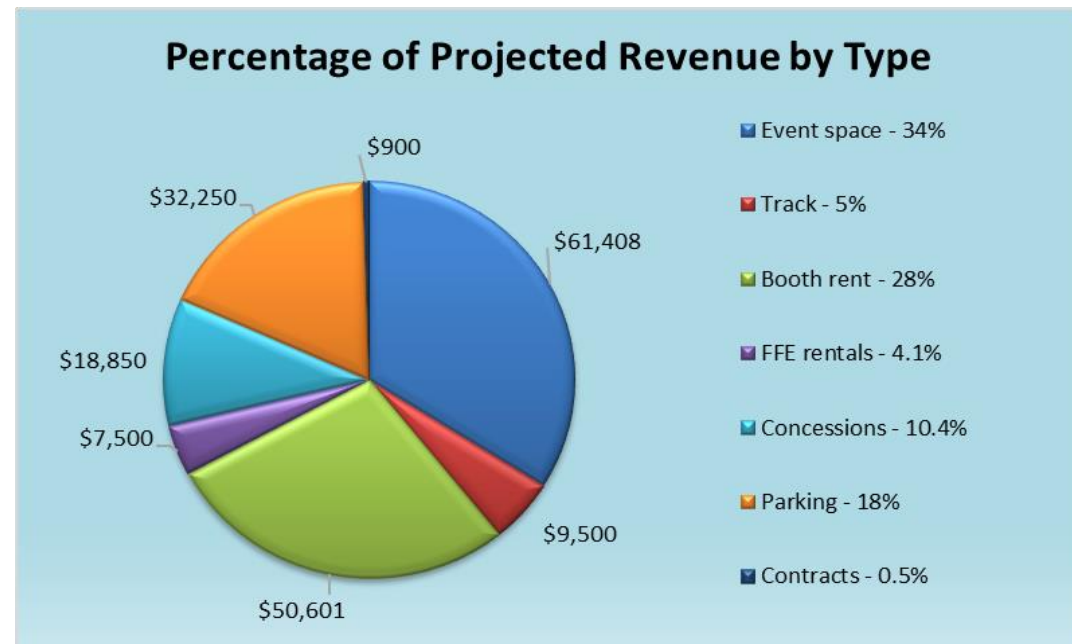
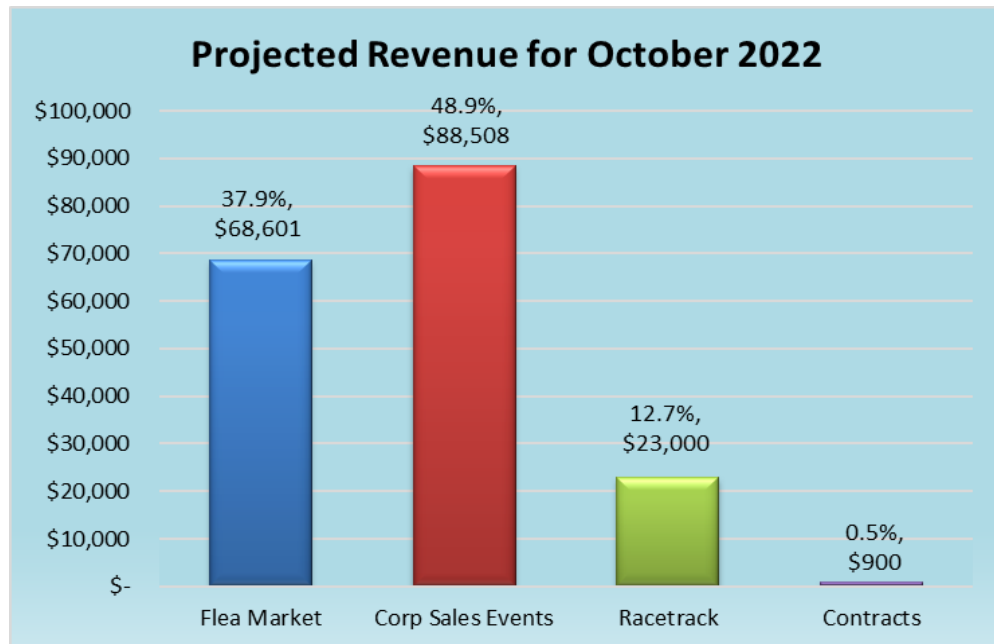
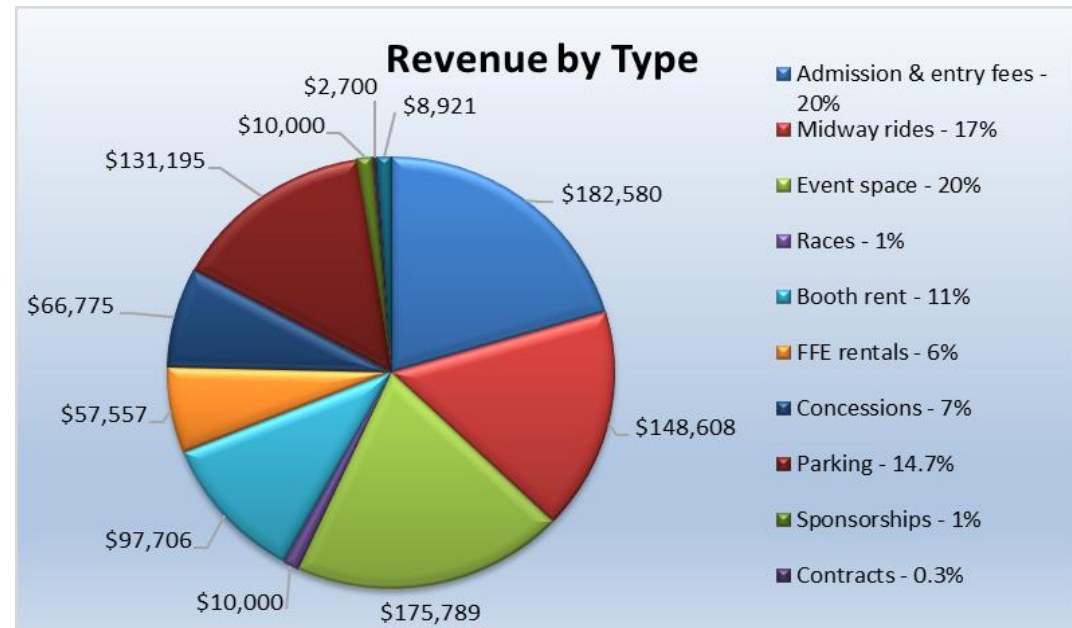
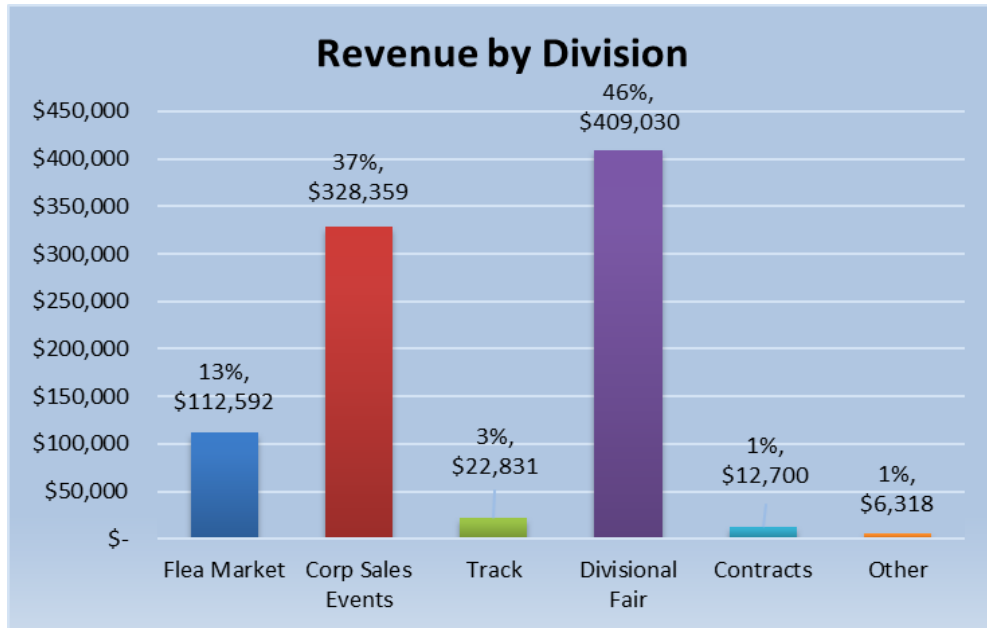
Preliminary Actuals thru SEPTEMBER, 2022

Revenue thru September, 2022	891,831
Expenditures thru September, 2022	(1,224,497)
Gain (Loss) thru September, 2022	(332,665)
Depreciation Expense	(113,546)
Gain (Loss) adjusted for Depreciation	(446,211)

REVENUES	Budget	YTD
Flea Market	777,480	112,592
Corp Sales Events	1,030,320	328,359
Track	68,700	22,831
Divisional Fair	514,000	409,030
Contracts	210,800	12,700
Other (interest)	0	6,318
Subsidy	2,074,500	0
Total	4,675,800	891,831

EXPENSES	Budget	YTD
Payroll Expenses	1,853,600	287,915
Utilities	547,600	102,867
Purchased Services	673,600	446,688
Supplies	252,300	142,959
Communications	31,600	4,081
Temporary Services	353,900	62,554
Security Services	251,000	111,477
IT Services	109,600	26,956
Ins. Permits & LOCAP	458,600	35,792
Other (travel & awrd royalty)	144,000	3,208
Total	4,675,800	1,224,497

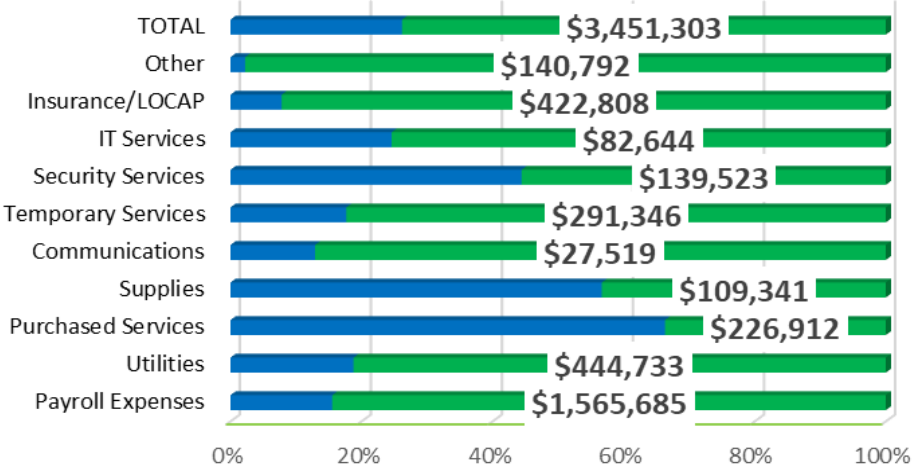
The Fairgrounds Nashville: revenue dashboard through 9/30/2022 (not final)



Note: Graphs do not include subsidy.

The Fairgrounds Nashville: expense dashboard through 9/30/2022 (not final)

Budget Tracker



Expenditure Distribution

