

BFC FINANCIAL PACKAGE

AS OF OCTOBER 31, 2022

Board of Fair Commissioners

Financial Report as of OCTOBER 31, 2022

Nashville Expo Center at the Fairgrounds

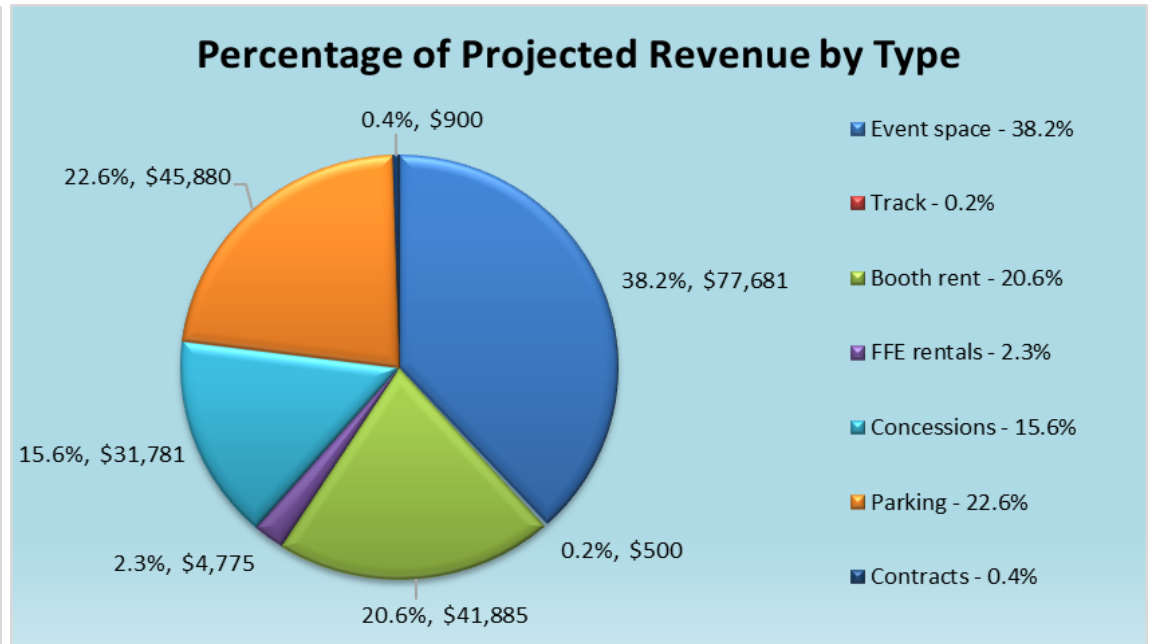
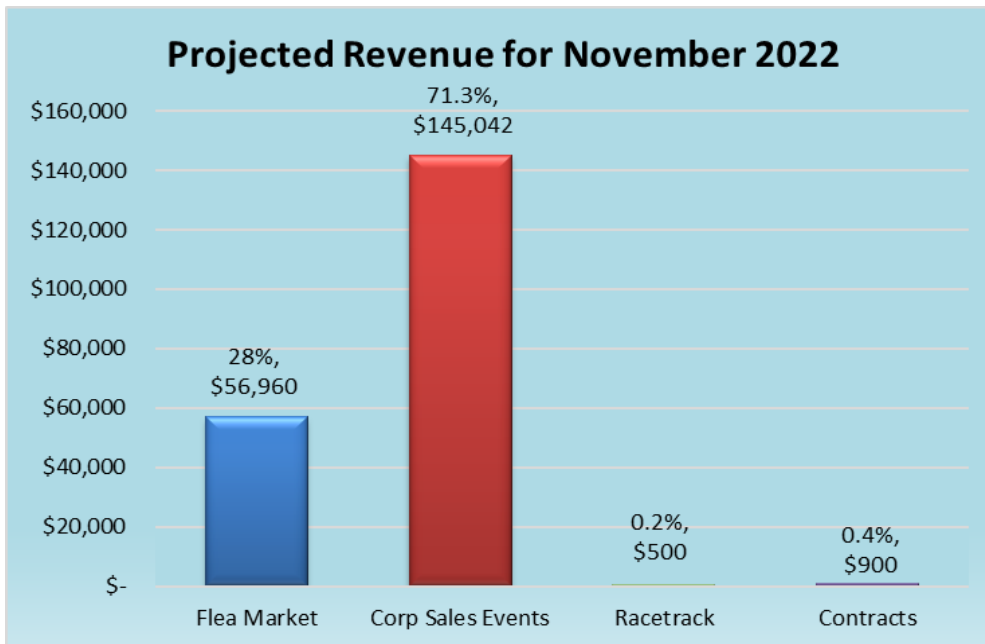
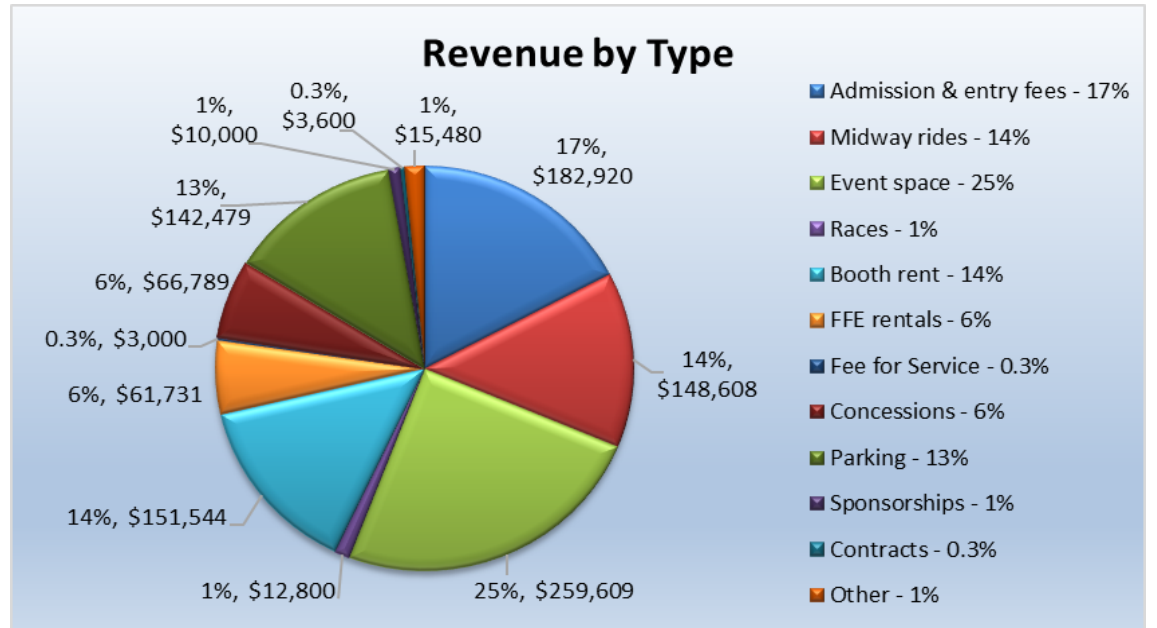
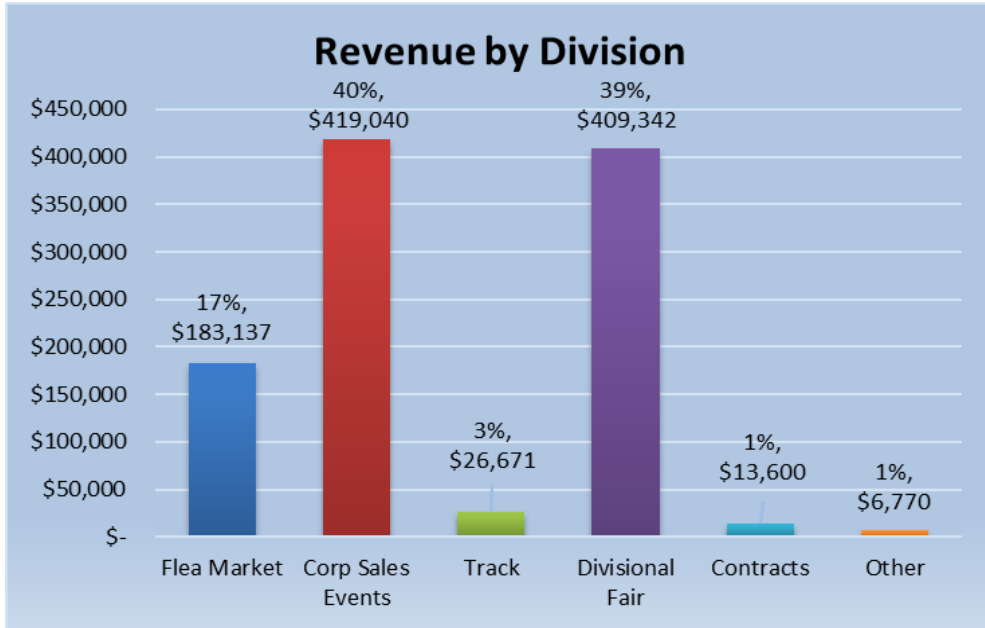
Preliminary Actuals thru OCTOBER, 2022

Revenue thru October, 2022	1,058,561
Expenditures thru October, 2022	(1,760,546)
Gain (Loss) thru October, 2022	(701,985)
Depreciation Expense	(113,546)
Gain (Loss) adjusted for Depreciation	(815,531)

REVENUES	Budget	YTD
Flea Market	777,480	183,137
Corp Sales Events	1,030,320	419,040
Track	68,700	26,671
Divisional Fair	514,000	409,342
Contracts	210,800	13,600
Other (interest)	0	6,770
Subsidy	2,074,500	0
Total	4,675,800	1,058,561

EXPENSES	Budget	YTD
Payroll Expenses	1,853,600	472,615
Utilities	547,600	151,931
Purchased Services	673,600	580,117
Supplies	252,300	148,106
Communications	31,600	5,438
Temporary Services	353,900	94,925
Security Services	251,000	113,627
IT Services	109,600	36,530
Ins. Permits & LOCAP	458,600	130,334
Other (travel & awrd royalty)	144,000	26,924
Total	4,675,800	1,760,546

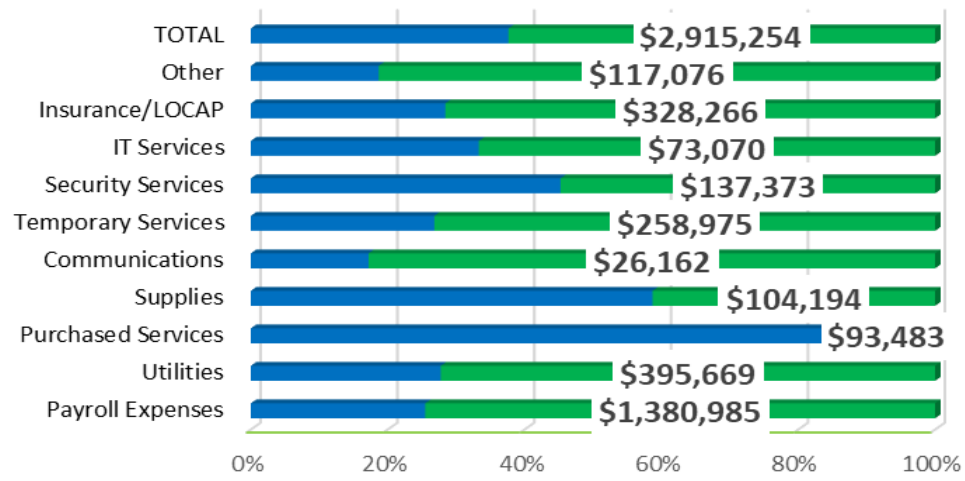
The Fairgrounds Nashville: revenue dashboard through 10/31/2022 (not final)



Note: Graphs do not include subsidy.

The Fairgrounds Nashville: expense dashboard through 10/31/2022 (not final)

Budget Tracker



Expenditure Distribution

