

BFC FINANCIAL PACKAGE

AS OF NOVEMBER 30, 2022

Board of Fair Commissioners

Financial Report as of NOVEMBER 30, 2022

Nashville Expo Center at the Fairgrounds

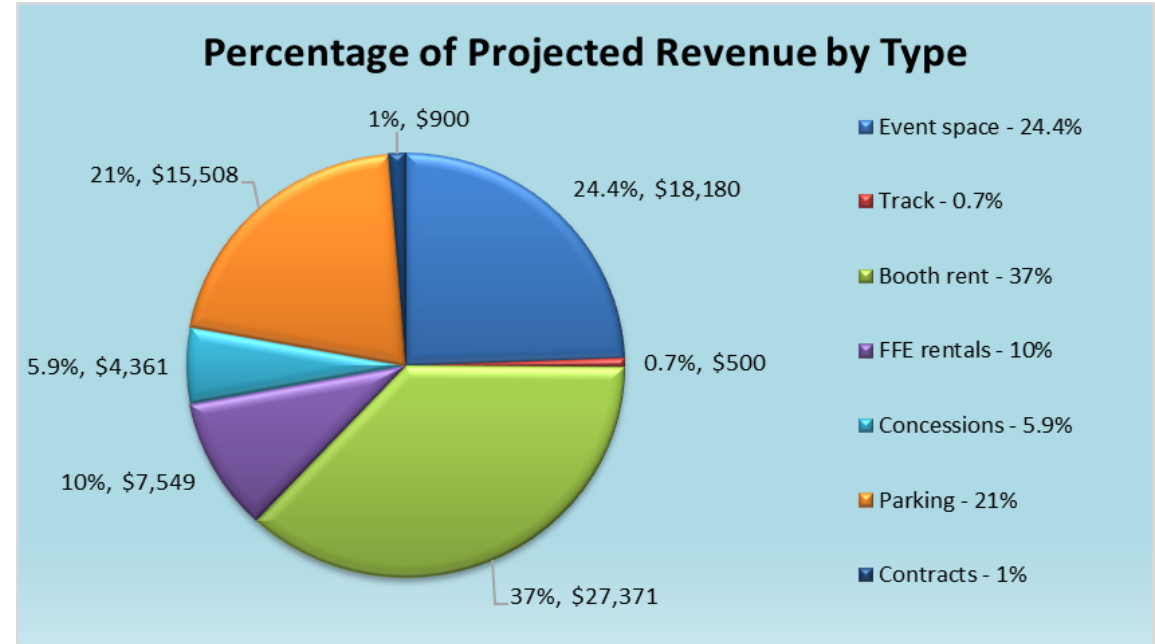
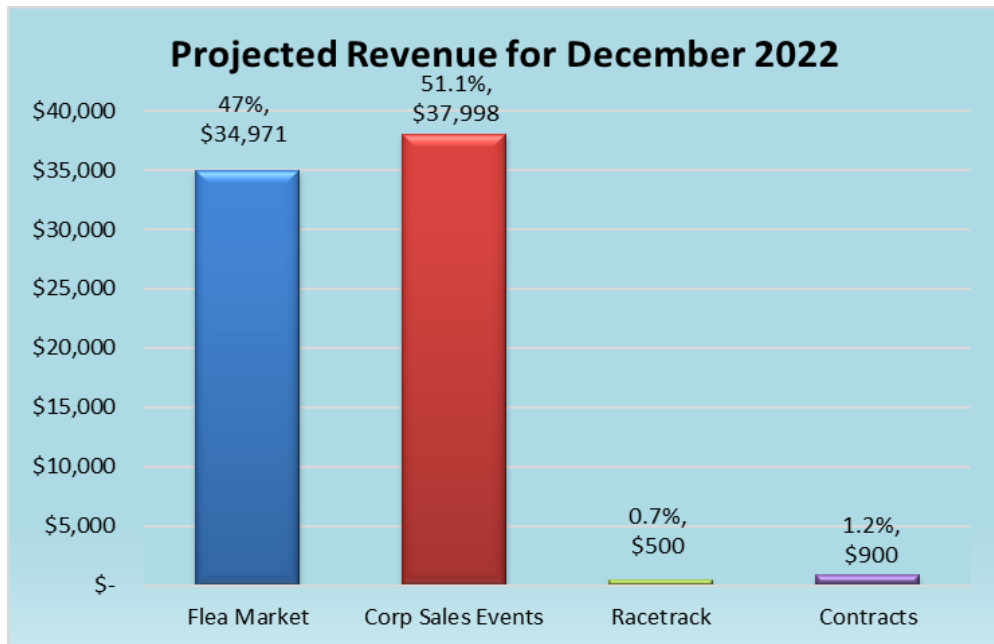
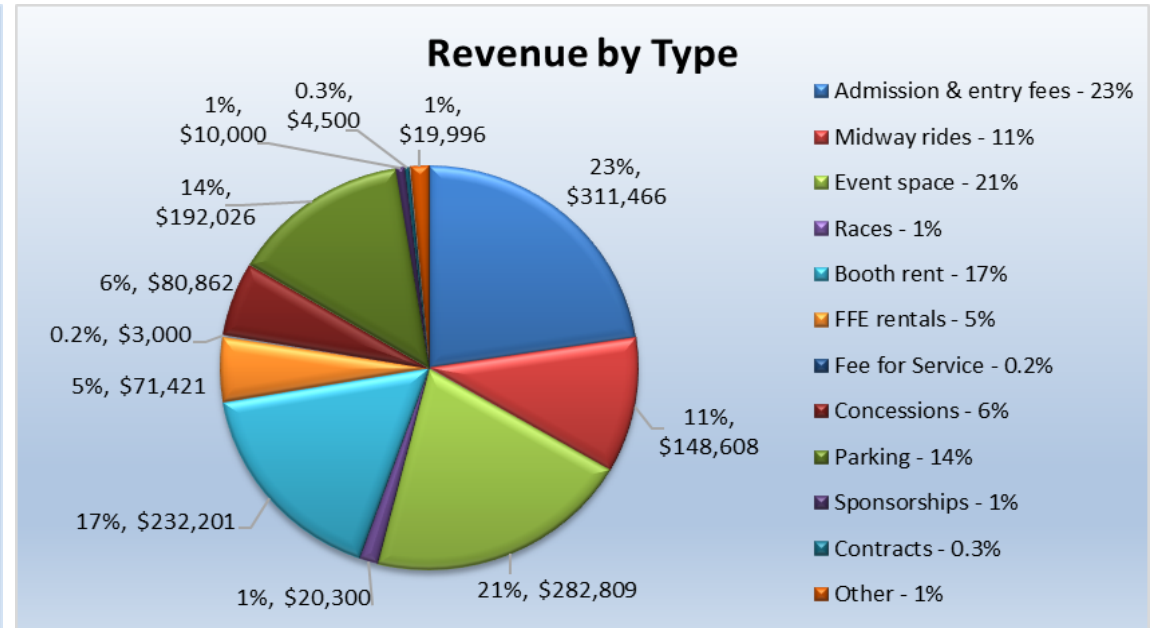
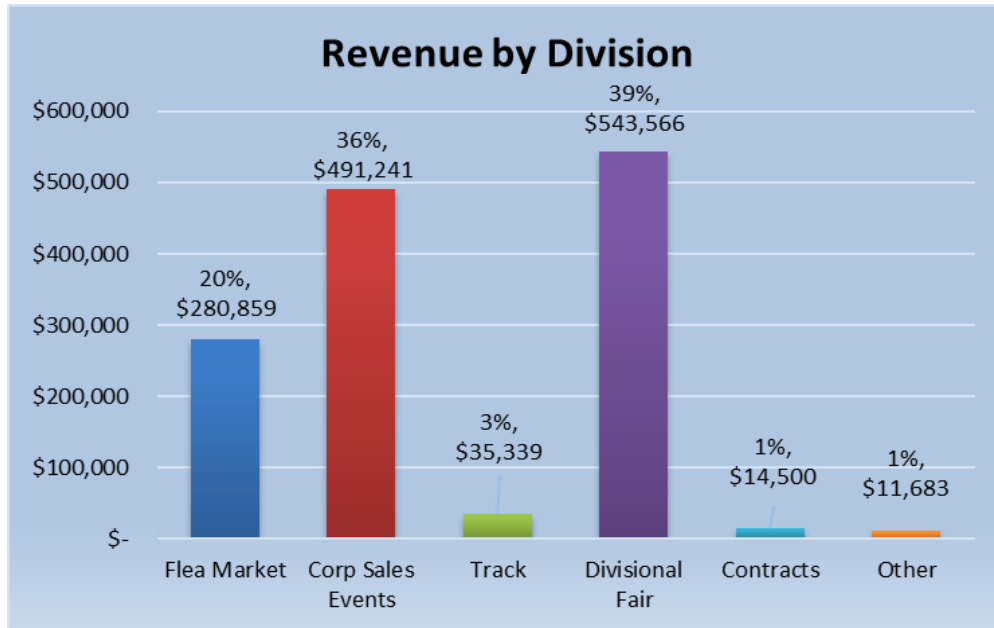
Preliminary Actuals thru NOVEMBER, 2022

Revenue thru November, 2022	1,377,189
Expenditures thru November, 2022	(2,126,591)
Gain (Loss) thru November, 2022	(749,403)
Depreciation Expense	(113,546)
Gain (Loss) adjusted for Depreciation	(862,949)

REVENUES	Budget	YTD
Flea Market	777,480	280,859
Corp Sales Events	1,030,320	491,241
Track	68,700	35,339
Divisional Fair	514,000	543,566
Contracts	210,800	14,500
Other (interest)	0	11,683
Subsidy	2,074,500	0
Total	4,675,800	1,377,189

EXPENSES	Budget	YTD
Payroll Expenses	1,853,600	646,022
Utilities	547,600	182,751
Purchased Services	673,600	633,034
Supplies	252,300	164,512
Communications	31,600	6,876
Temporary Services	353,900	119,986
Security Services	251,000	122,956
IT Services	109,600	45,444
Ins. Permits & LOCAP	458,600	167,322
Other (travel & awrd royalty)	144,000	37,689
Total	4,675,800	2,126,591

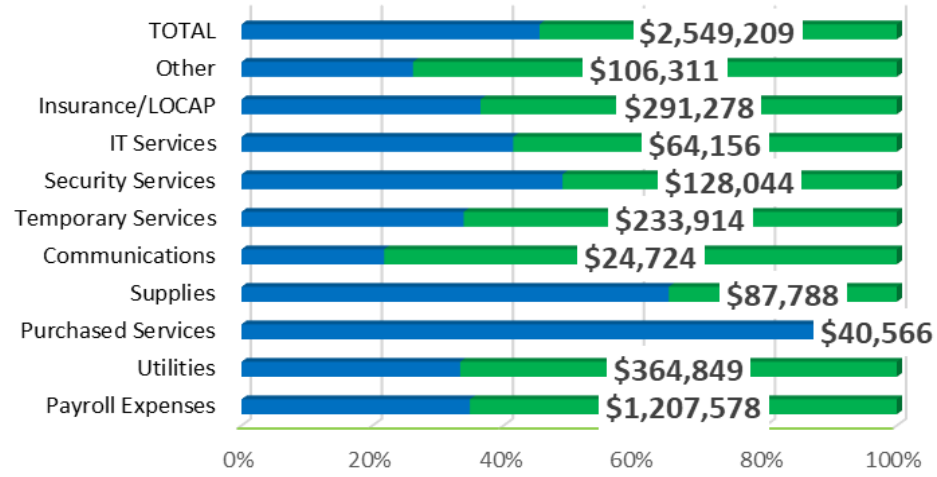
The Fairgrounds Nashville: revenue dashboard through 11/30/2022 (not final)



Note: Graphs do not include subsidy.

The Fairgrounds Nashville: expense dashboard through 11/30/2022 (not final)

Budget Tracker



Expenditure Distribution

