

BFC FINANCIAL PACKAGE

AS OF DECEMBER 31, 2022

Board of Fair Commissioners

Financial Report as of DECEMBER 31, 2022

Nashville Expo Center at the Fairgrounds

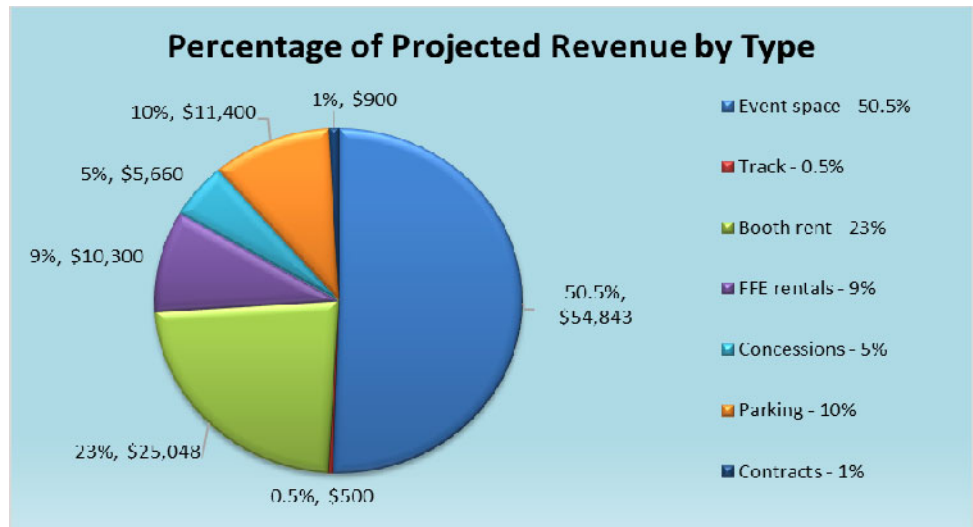
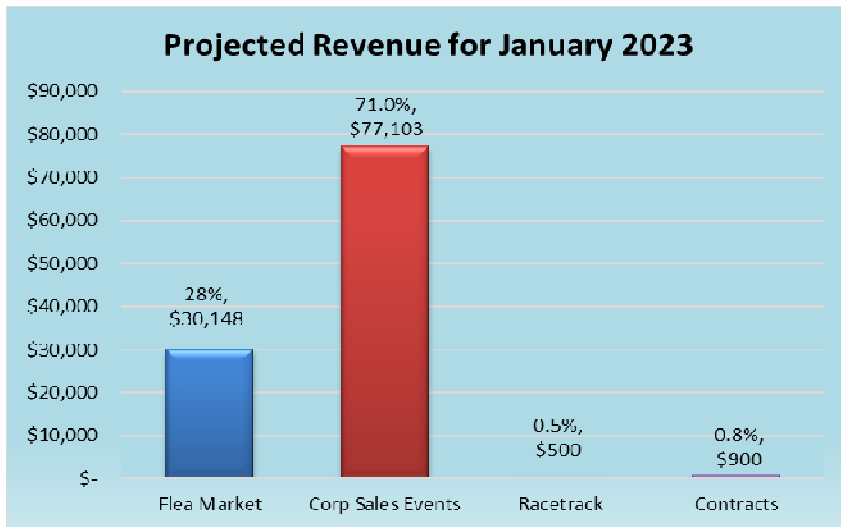
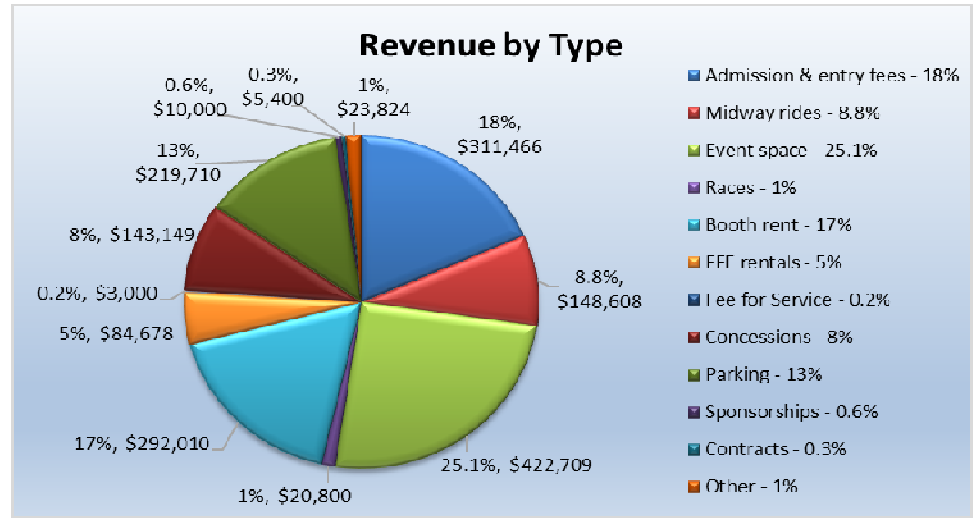
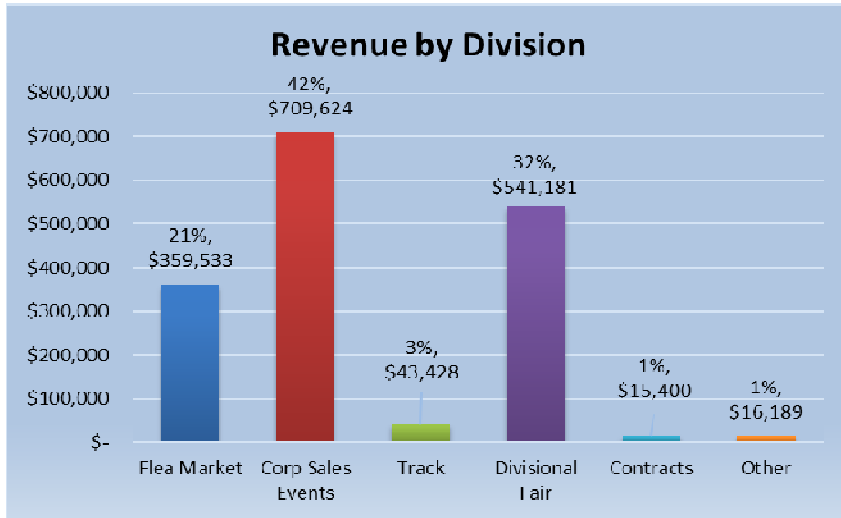
Preliminary Actuals thru DECEMBER, 2022

Revenue thru December, 2022	1,685,355
Expenditures thru December, 2022	(2,315,448)
Gain (Loss) thru December, 2022	(630,093)
Depreciation Expense	(567,398)
Gain (Loss) adjusted for Depreciation	(1,197,491)

REVENUES	Budget	YTD
Flea Market	777,480	359,533
Corp Sales Events	1,030,320	709,624
Track	68,700	43,428
Divisional Fair	514,000	541,181
Contracts	210,800	15,400
Other (interest)	0	16,189
Subsidy	2,074,500	0
Total	4,675,800	1,685,355

EXPENSES	Budget	YTD
Payroll Expenses	1,853,600	713,185
Utilities	547,600	201,117
Purchased Services	673,600	660,957
Supplies	252,300	168,489
Communications	31,600	8,453
Temporary Services	353,900	130,838
Security Services	251,000	126,828
IT Services	109,600	54,767
Ins. Permits & LOCAP	458,600	210,695
Other (travel & awrd royalty)	144,000	40,119
Total	4,675,800	2,315,448

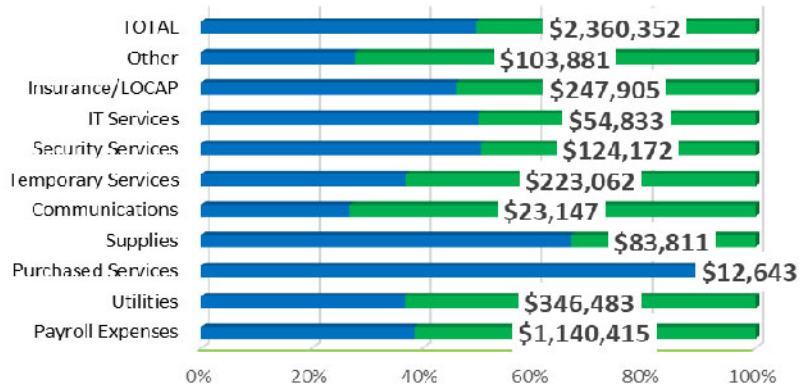
The Fairgrounds Nashville: revenue dashboard through 12/31/2022 (not final)



Note: Graphs do not include subsidy.

The Fairgrounds Nashville: expense dashboard through 12/31/2022 (not final)

Budget Tracker



Expenditure Distribution

