

# Director's Update to the Board of Health

## November 2023

### **Protecting Health – Preventing the Spread of Infectious Disease**

#### **Flu**

MPHD participated in the annual Fight Flu TN day on Wednesday, November 1. Three hundred and seventy-four flu shots were given over three public locations and one closed location. Public locations include Lentz Public Health Center (drive-through clinic), East Community Center and Plaza Mariachi. A closed clinic was held at The Next Door. Twenty-four (24) MPHD employees across seven (7) programs/divisions participated in this event.

#### **Covid**

Preventive Health provided an update in October that COVID vaccines became available to adults who qualify. As of Thursday, October 26, COVID vaccines have now become available at the clinic for children 6 months and older.

### **Creating Healthier Community Environments**

#### **Epi**

The Overdose Surveillance Report for 2023 Quarter 3 (July-Sept 2023) is now available publicly and included in the Board packet. Fentanyl is involved in three-quarters of the deaths reported by the medical examiner.

Abstracts submitted by Epi Division staff Megan Dickson and Michelle Wemette have been accepted for oral presentations at the 2023 Syndromic Surveillance Symposium, sponsored by CSTE (Council of State and Territorial Epidemiologists). Their topics are Overdose Surveillance in Resource Limited Communities and Examining the Relationship Between Emergency Department Visits Due to Drug Overdose and Social Vulnerability Index.

Brook McKelvey recently attended the CSTE Annual Conference in Salt Lake City. She participates in program planning as a member of the Maternal and Child Health Sub-Committee.

#### **Environmental**

On October 19, 2023, the Air Quality Division hosted a community involvement session regarding Metro's Climate Pollution Reduction Grant. EPA has awarded middle Tennessee with a \$1million planning grant to tackle greenhouse gas emissions. More than 30 members of the public joined us to discuss the challenges they face in living a more "sustainable" lifestyle and the improvements they would like to see Metro undertake throughout this process.

### **Improving Health – Access & Care Coordination**

#### **Health Insurance Enrollment**

The open enrollment period for Affordable Care Act insurance plans has officially started. Enrollment will run through January 15, 2024. Through a partnership with Family and Children's Services, ACA navigators are available at Lentz. Enrollees may schedule an appointment via <https://getcoveredtenn.org/schedule-an-appointment/>. Walk-in hours are also available daily, 9am – 2pm, through January 15.

### **Organizational Updates**

**New Mayor**

MPHD met with Mayor Freddie O'Connell on Wednesday, October 25. We provided the mayor with materials on the state of the department. We also had the opportunity to discuss our priorities and risks/concerns. It was a good dialogue, and the department was well prepared. We have offered to return for more in depth discussions on specific topics as needed.

**New Council**

MPHD met with several new council members and continues to encourage additional visits. These visits are valuable in bringing awareness to the large scope of services and responsibilities of MPHD. We encourage all members to reach out to us for any feedback or subject matter expertise on Nashville's public health issues.

# Quarterly Drug Overdose Surveillance Update | End of 3rd Quarter 2023

Overdose Response Program - Metro Public Health Department of Nashville/Davidson County

The objective of this report is to provide education and increase awareness in Davidson County about the local drug overdose epidemic.

## EXECUTIVE SUMMARY

### 2023 | Quarters 1-3: January 1 - September 30

#### Suspected Fatal Drug Overdoses

During the third quarter of 2023, there were 162 suspected drug overdose deaths (85 completed and 77 pending) that occurred in the county. The first through third quarters combined accounted for 520 deaths (442 completed and 78 pending). The annual number of fatal drug overdoses in Davidson County has increased each year from 2016 through 2022.

**Fentanyl:** Fentanyl, a synthetic opioid, was detected in approximately seventy-six percent of overdose-related toxicology reports in the first three quarters of 2023. Fentanyl is a primary contributor to overdose deaths in Davidson County. Cocaine and methamphetamine were also frequently detected in suspected overdose deaths in quarters one through three.

**Demographics:** Males accounted for the largest percentage of suspected drug overdose deaths at seventy-one percent during quarters one through three of 2023. In regard to age group, the largest percentage of deaths occurred among 45-54 year olds (27%).

#### Suspected Nonfatal Drug Overdose-Related Emergency Department (ED) Visits (Syndromic Surveillance)

The annual number of suspected drug overdose-related ED visits captured by syndromic surveillance (definition on page 3) peaked during 2020 and has remained relatively stable in the years since then. Syndromic surveillance captured 1,560 suspected drug overdose-related ED visits during the first three quarters of 2023. This represents a 15% decrease when compared to the corresponding time period in 2022.

**Drug/Substance Category:** Non-heroin opioids (76%) was the top drug/substance category reported for overdose-related ED visits.

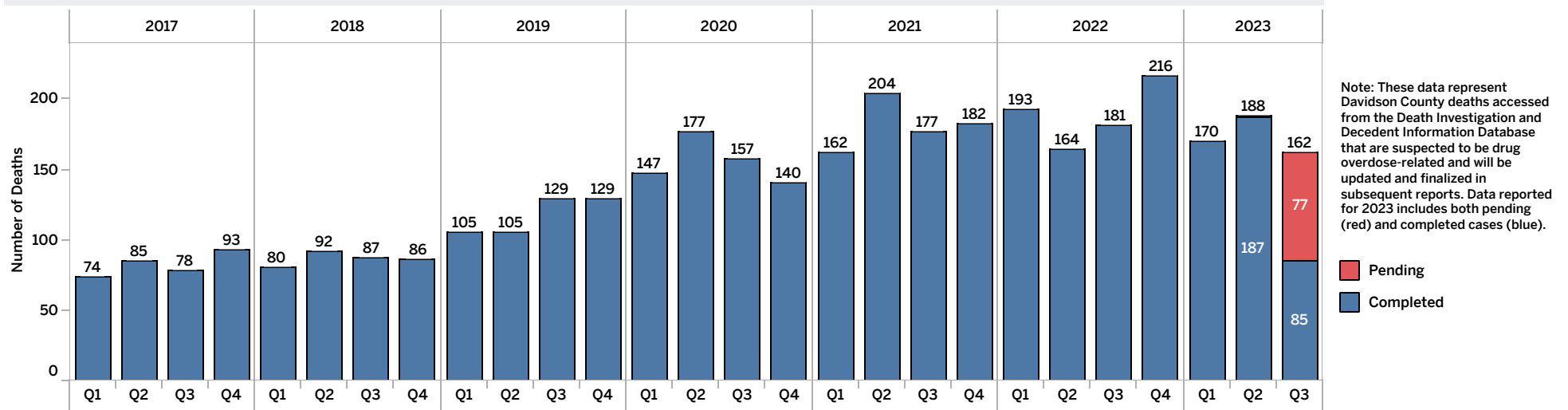
**Demographics:** During quarters one through three of 2023, approximately two-thirds of drug overdose-related ED visits in Davidson County were among males, and 30% of drug overdose-related ED visits occurred among individuals 25-34 years old.

#### Suspected Drug Overdoses Requiring Response by Nashville Fire Department Emergency Medical Services (NFD-EMS)

The annual number of suspected drug overdoses requiring NFD-EMS response increased from 2016 through 2020 and has remained relatively stable since then. There were 4,392 suspected drug overdoses requiring NFD-EMS response during the first three quarters of 2023, representing a 1% increase compared to the first three quarters of 2022.

**Demographics:** Males accounted for the largest percentage of NFD-EMS responses (65%), and people in the 25-34 year old age group accounted for 31% of responses.

Suspected Fatal Drug Overdoses by Quarter, 2016-2023 - Davidson County, TN



# Quarterly Drug Overdose Surveillance Update | End of 3rd Quarter 2023

Overdose Response Program - Metro Public Health Department of Nashville/Davidson County

## Suspected Fatal Drug Overdoses

2023 | Quarters 1 - 3: January 1 - September 30

### Notable Trends

**Overdose Deaths:** The annual number of fatal drug overdoses in Davidson County has increased each year from 2016 through 2022. During the third quarter of 2023, there were 162 suspected drug overdose deaths (85 completed and 77 pending) that occurred in the county. The first through third quarters combined accounted for 520 deaths.

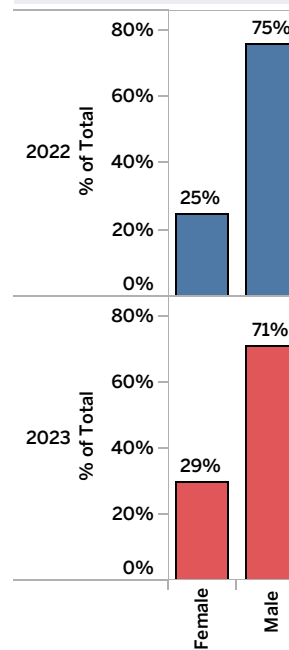
**Fentanyl:** Fentanyl was detected in 76.2% of overdose deaths in the first through third quarters of 2023. Fentanyl is a synthetic opioid that has contributed to the increased number of drug overdose deaths in Davidson County.

**Polysubstance Epidemic:** The most frequently detected substances in the first two quarters of 2023 were fentanyl, cocaine, and methamphetamine. The percentage of suspected overdose deaths in which cocaine was detected increased by 34% in the first three quarters of 2023 compared to the first three quarters of 2022.

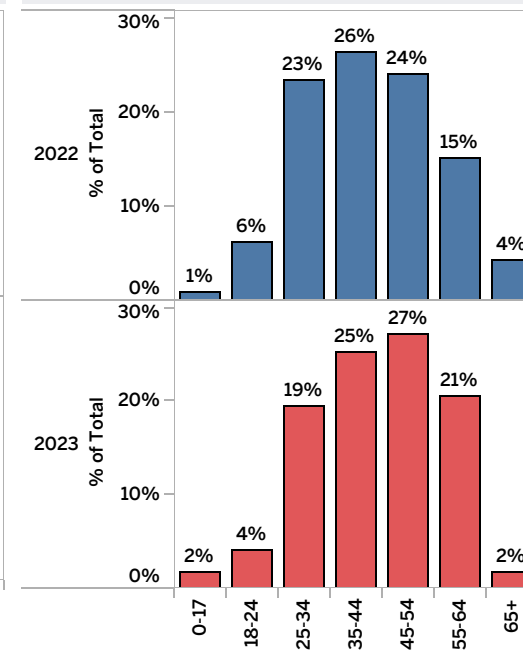
**Emerging Substances:** Emerging substances detected include xylazine and fentanyl analogs (fluorofentanyl and acetylfentanyl).

**Demographics:** Males (71%) and White individuals (64%) accounted for the majority of overdose deaths in quarters one through three of 2023. The 45-54 year old age group (27%) represented the highest number of overdose deaths. During the same time period in 2022, the 35-44 year old age group was highest at 26%.

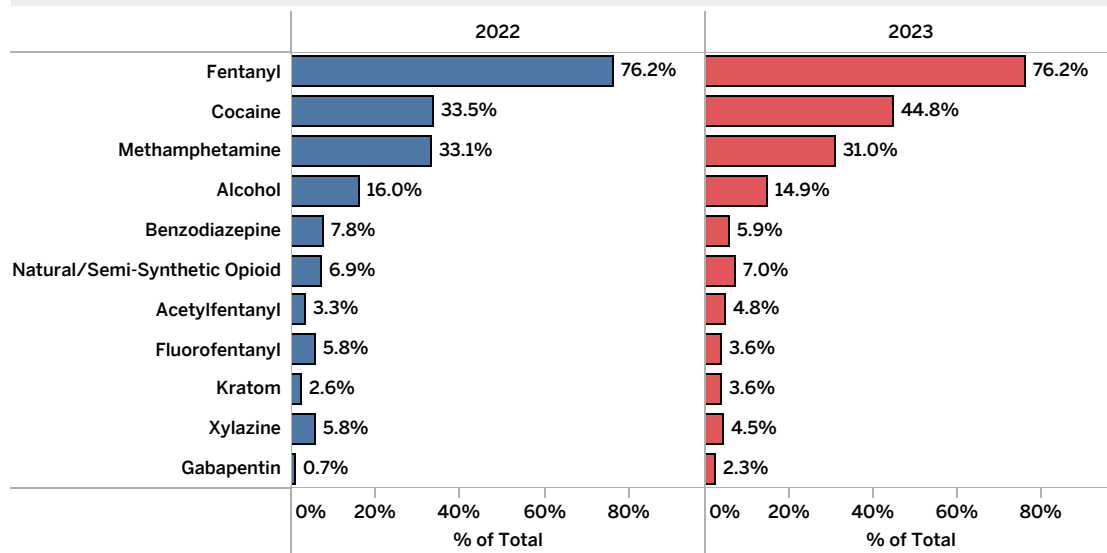
Sex, Q1-Q3 2022-2023



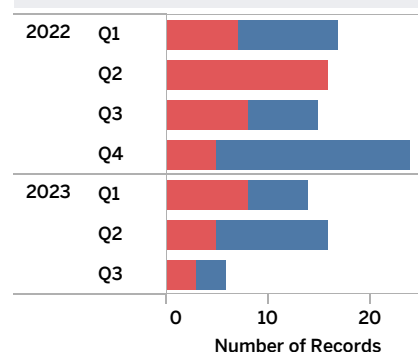
Age Group (years), Q1-Q3 2022-2023



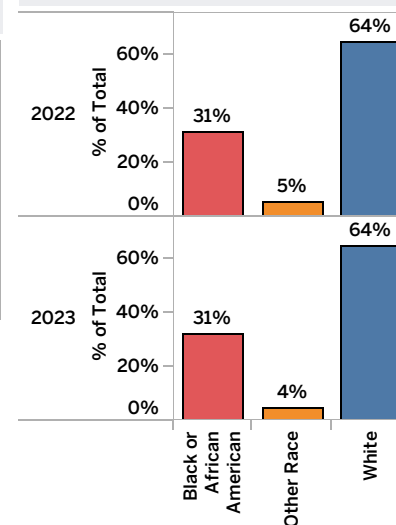
Substances Detected Among Suspected Overdose Deaths in Quarters 1-3 of 2022 and 2023



Fentanyl Analog Detection by Quarter, 2022-2023



Race, Q1-Q3 2022-2023



# Quarterly Drug Overdose Surveillance Update | End of 3rd Quarter 2023

Overdose Response Program - Metro Public Health Department of Nashville/Davidson County

## Suspected Nonfatal Drug Overdose-Related ED Visits (Syndromic Surveillance)

2023 | Quarters 1 - 3: January 1 - September 30

### Notable Trends

**Overdose-related ED Visits:** The annual number of suspected drug overdose-related ED visits captured by syndromic surveillance (definition below) peaked during 2020 and has remained relatively stable in the years since then. During first through third quarters of 2023, there were 1,560 suspected drug overdose-related ED visits captured by syndromic surveillance, representing a 15% decrease when compared to the first three quarters of 2022.

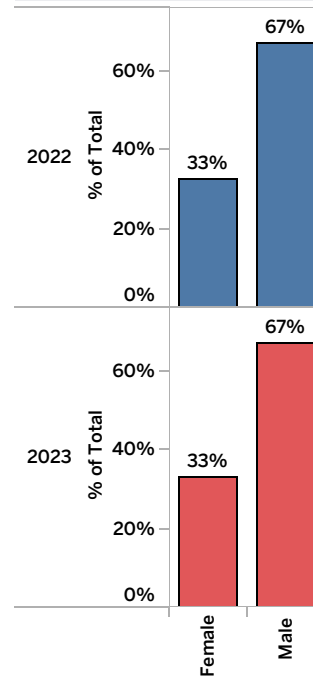
**Drug/Substance Category:** Approximately three-quarters of overdose-related ED visits in the first through third quarters of 2023 involved non-heroin opioids. Heroin and stimulants were involved in fewer incidents. This finding indicates a continued shift away from heroin and towards synthetic opioids.

**Demographics:** Slightly over two-thirds of drug overdose-related ED visits in Davidson County during the first three quarters of 2023 were among males. By age group, 30% of drug overdose-related ED visits occurred among individuals 25-34 years old. Among race groups, the majority of ED visits were among White individuals at 60% followed by Black individuals at 30%.

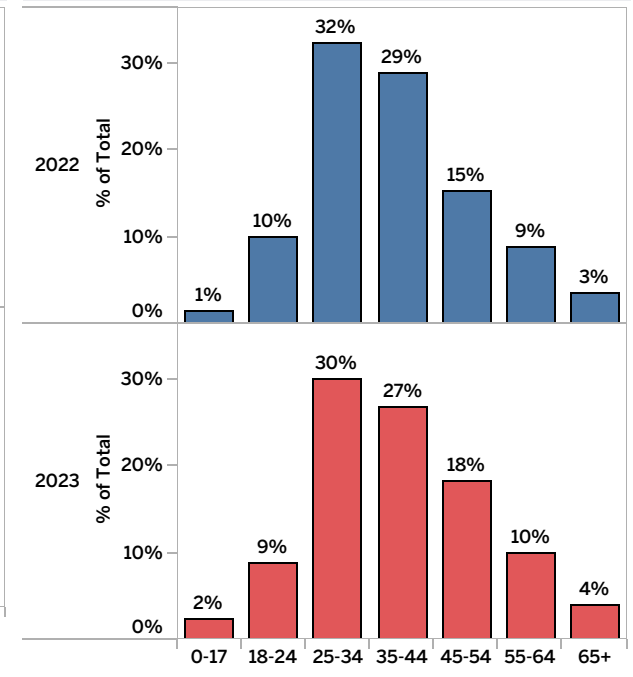
### What is Syndromic Surveillance?

Data collected in syndromic surveillance consists of de-identified information from various health care facilities regarding chief complaints, diagnosis codes, and patient characteristics. These data are reported either to state and local health departments or Health Information Exchanges, which then contribute data to the national syndromic surveillance platform for assistance in identifying early trends in diseases and conditions.

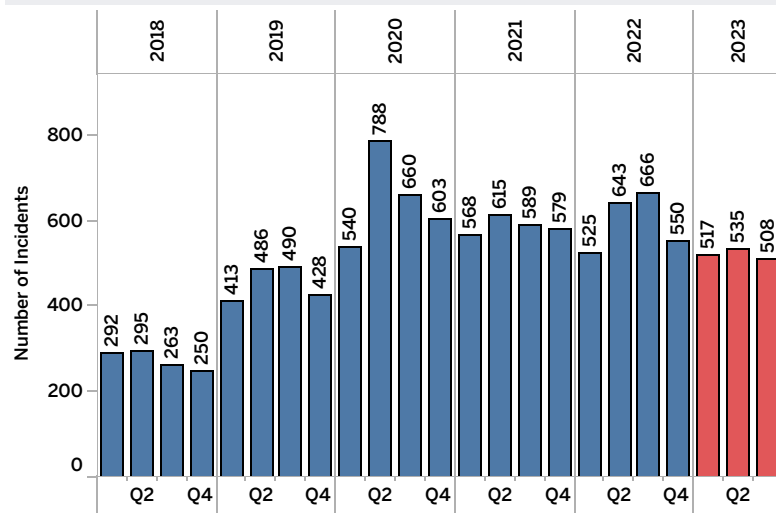
Sex, Q1-Q3 2022-2023



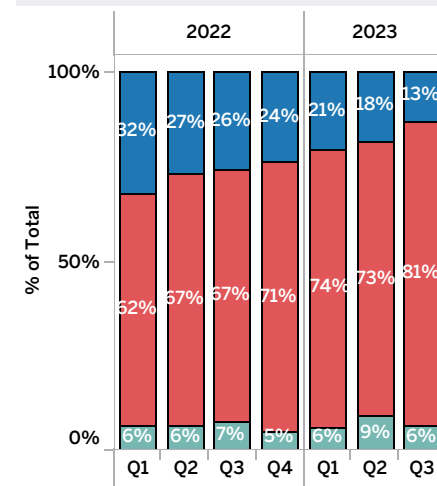
Age Group, Q1-Q3 2022-2023



Suspected Drug Overdose-Related ED Visits by Quarter - 2018-2023

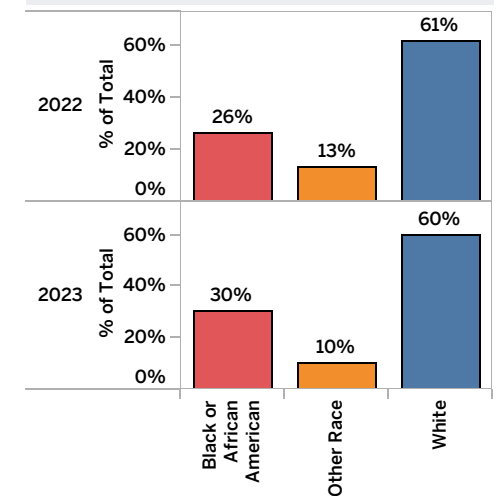


Drug/Substance Category by Quarter, 2022-2023



■ Heroin  
■ Opioid w/o Heroin  
■ Stimulant

Race, Q1-Q3 2022-2023



# Quarterly Drug Overdose Surveillance Update | End of 3rd Quarter 2023

Overdose Response Program - Metro Public Health Department of Nashville/Davidson County

## Suspected Drug Overdoses Requiring NFD-EMS Response

2023 | Quarters 1 - 3: January 1 - September 30

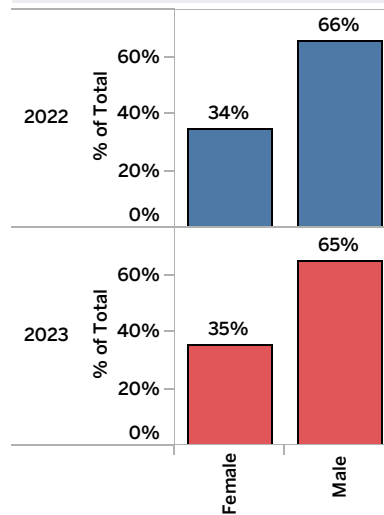
### Notable Trends

**Suspected Overdoses Requiring NFD-EMS Response:** The annual number of suspected drug overdoses requiring NFD-EMS response has remained relatively stable since 2020. During the first through third quarters of 2023 combined, there were 4,392 suspected drug overdoses requiring NFD-EMS response, representing a 1% increase compared to the first three quarters 2022 where 4,331 incidents were reported.

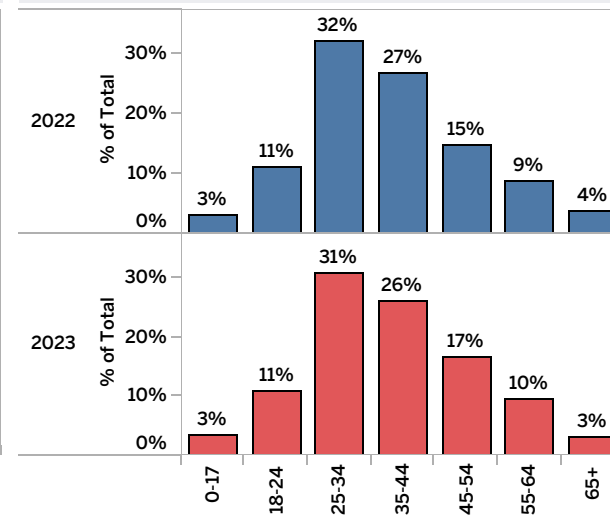
**Demographics:** Nearly two-thirds of NFD-EMS responses to suspected drug overdoses in Davidson County were among males during the first three quarters of 2023. This trend has remained consistent over the last several years. By age group, 31% of all suspected drug overdoses occurred among individuals 25-34 years old. White individuals accounted for 57%, and Black individuals accounted for 34% of NFD-EMS responses during this time period.

**Naloxone Administration:** During quarters one through three of 2023, naloxone was administered in 49% of drug overdose incidents to which NFD-EMS responded; during the corresponding time period in 2022, naloxone was administered in 54% of such incidents.

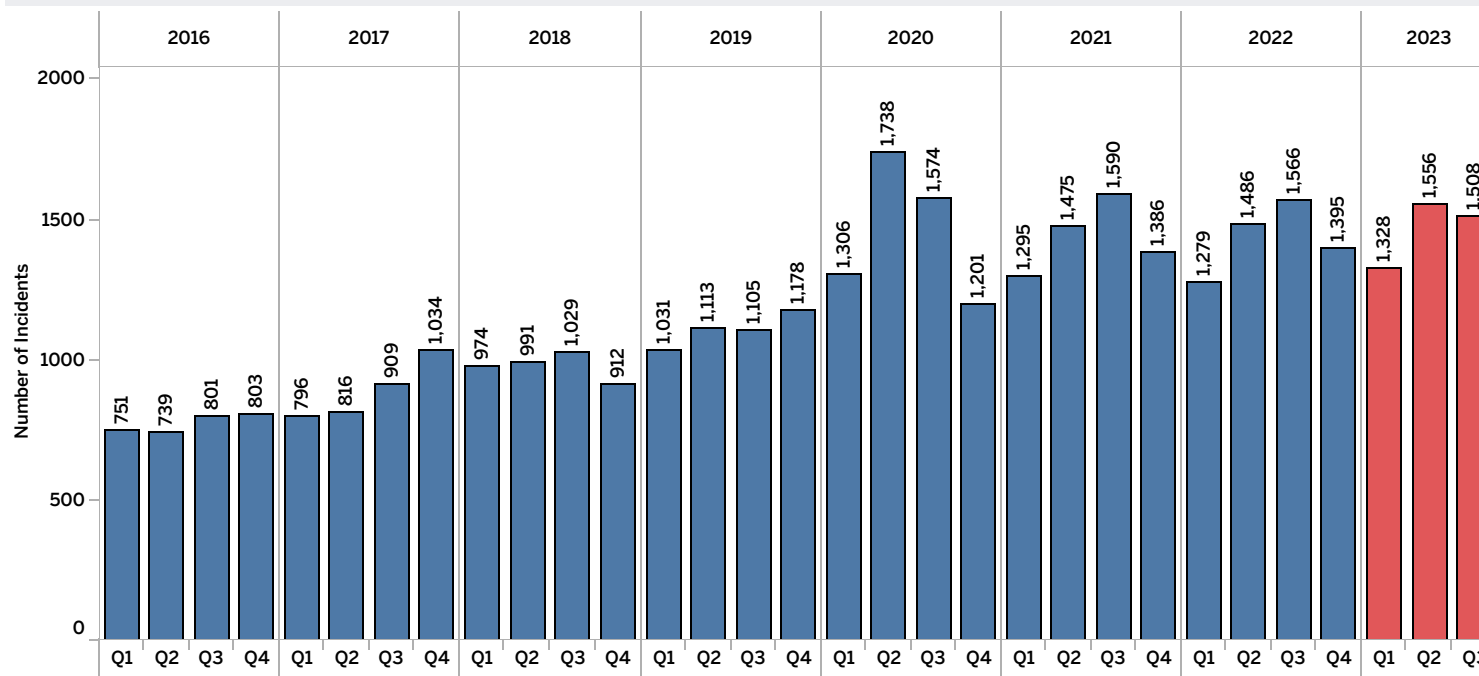
Sex, Q1-Q3 2022-2023



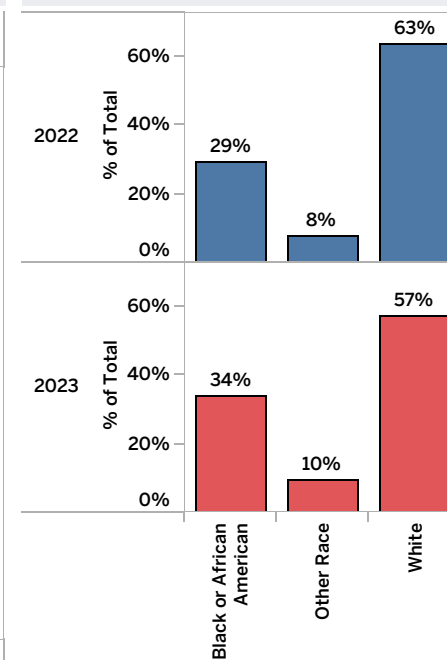
Age Group (years), Q1-Q3 2022-2023



Suspected Drug Overdoses Requiring NFD-EMS Response by Quarter - 2016-2023



Race, Q1-Q3 2022-2023



# Quarterly Drug Overdose Surveillance Update | End of 3rd Quarter 2023

Overdose Response Program - Metro Public Health Department of Nashville/Davidson County

## Footnotes and Supplemental Information

**\*\*If you have information on unusual overdose activity, please contact the Overdose Response Program\*\***

**[Opioid.Response@nashville.gov](mailto:Opioid.Response@nashville.gov) | 615-340-0498**

### **Technical Notes**

Data for the most recent quarter, July 1 through September 30 of 2023, remain preliminary and may be adjusted in later months. Percent change where the cumulative total is less than 20 were not included due to the instability of calculations.

### **Suspected Fatal Drug Overdoses**

- **Data represent deaths accessed from the Death Investigation and Decedent Information (DIDI) database on 10/4/2023 that are suspected to be drug overdose-related. These deaths have occurred within Davidson County, and cases are included in this total regardless of resident status.** This mortality indicator demonstrates the overall burden on first response, healthcare, and forensic science in addition to the overall magnitude of the overdose epidemic. Counts reported for this metric will likely differ from overdose death counts provided by other agencies that report deaths only among county residents.

### **Suspected Nonfatal Drug Overdose-Related ED Visits**

- Nonfatal drug overdose data were extracted from ESSENCE-TN on 10/3/2023. Syndromic surveillance identifies suspected overdose-related ED visits via chief complaint and discharge diagnosis codes. These incidents do not include laboratory or clinical confirmation.
- Nonfatal drug overdose ED visits were captured by syndromic surveillance (ESSENCE-TN) at the following hospitals: Nashville General Hospital, Saint Thomas Midtown Hospital, Saint Thomas West Hospital, TriStar Centennial Medical Center, TriStar Skyline Medical Center, TriStar Southern Hills Medical Center, TriStar Summit Medical Center, Vanderbilt University Medical Center, Vanderbilt Childrens Hospital, and TriStar Century Farms ER.
- Data was obtained through a query of ESSENCE-TN using the Chief Complaint Discharge Diagnosis (CCDD) Categories: CDC Opioid Overdose Version 2 and CDC Stimulant Overdose Version 3. The CCDD field is used to query diagnosis codes and chief complaint free text.

### **Suspected Drug Overdoses Requiring NFD-EMS Response**

- Suspected drug overdose data were provided by the Nashville Fire Department EMS Database on 10/3/2023.

# Quarterly Drug Overdose Surveillance Update | End of 3rd Quarter 2023

Overdose Response Program - Metro Public Health Department of Nashville/Davidson County

## Resources for the Public

### Where to Find Help

#### Community Overdose Response Team

For those seeking treatment for drug addiction, the Community Overdose Response Team (CORT) can help. CORT is a free and confidential resource to help find drug and alcohol treatment for individuals who are at risk of an overdose. The service is offered free of charge regardless of health insurance status. The team works with an individual to determine the appropriate level of care (e.g., detox, residential, or outpatient treatment, etc.).

To make a referral or learn more about this resource for our community, **call CORT at 615-687-1701.**

#### Tennessee REDLINE

The purpose of the Tennessee REDLINE is to provide accurate, up-to-date alcohol, drug, problem gambling, and other addiction information and referrals to all citizens of Tennessee at their request even if you do not have health insurance.

- Phone: 1.800.889.9789 (toll free 24 hours/7 days)
- Website: <https://www.tn.gov/opioids/treatment/how-to-get-help.html>

#### Additional Information

##### Naloxone Training

- STARS Nashville, Call 615-393-6980 or visit <https://starsnashville.org/rops/>.
- Red Cross <https://www.redcross.org/>

#### Overdose Signs

- Person is not responsive
- Fingertips or lips turn blue or grey
- Breathing is slow, shallow, or has stopped
- Person is gurgling or making snoring noises

#### What can you do if you see an opioid overdose?

- Call 911
- If you have naloxone, give the person naloxone and perform rescue breathing
- If no response after 2-3 minutes, give a second dose of naloxone
- Do not leave the person alone (help will arrive)
- If the person starts to breathe or becomes more alert, lay the person in the recovery position: put the person slightly on the left side so that their body is supported by a bent knee with their face turned to the side and bottom arm reaching out to stabilize the position

#### SPIKE Auto Text Program

Metro Public Health Department is collaborating with Partnership to End Addiction to implement the SPIKE Auto Text Program in Davidson County. The program will alert you when spikes in drug overdoses occur locally.

**Text SPIKE to 855-9-OD-KNOW (855-963-5669)** and follow the steps to get messages on your phone when overdose spikes occur. This service is FREE. You can learn more at <https://drugfree.org/spike/>.



Partnership to End Addiction is working with organizations in your community to alert you when spikes in drug overdoses occur locally. This knowledge can help you take action to engage and protect your loved ones struggling with addiction.

**Why it matters:** Spike alerts can prompt families and community members to:

- 1 Have discussions about seeking treatment and/or using substances more safely
- 2 Protect people you care about by getting naloxone and learning how to use it
- 3 Talk to friends or loved ones who are not using substances about the risks of use
- 4 Advocate for and support efforts in your community to prevent overdoses

Text SPIKE to  
**855-9-OD-KNOW**  
**(855-963-5669)**

and follow the steps to  
get messages on your  
phone when overdose  
spikes occur.

**How it works:** Health and law enforcement officials can release a "spike alert" to the media in response to a pattern of drug overdoses within a community. Partnership to End Addiction's SPIKE Alerts by Text program informs you when these alerts are issued.



Learn more:  
[drugfree.org/spike](https://drugfree.org/spike)  
or scan QR code to sign up now

Partnership to End Addiction is a nonprofit working to transform how our nation addresses addiction. Learn more at [drugfree.org](https://drugfree.org).





# Quarterly Drug Overdose Surveillance Update | End of 3rd Quarter 2023

Overdose Response Program - Metro Public Health Department of Nashville/Davidson County

## Resources for the Public

### Metro Public Health Department of Nashville/Davidson County Resources

#### Behavioral Health Services:

##### Assessments and Referrals for Substance Use/Abuse and Brief Mental Health Screenings

Assessments and brief Mental Health Screenings are conducted at the Lentz Building – MPHD in suite 110-B, by appointment only Monday thru Friday. There is no fee for the assessment service. Call 615-340-2172 for more information and to make an appointment. Walk-ins will be seen as time permits and given an appointment. Community Agency Representatives may call during business hours (Monday thru Friday, 8:00 a.m. - 4:30 p.m.) to schedule an appointment for their potential client to be screened in the office. \*Please note that attorney referrals, or child custody case referrals are not accepted for assessments and brief screenings.\*

#### Resources:

- Overdose Response Program – Drug Overdose Information: <https://www.nashville.gov/departments/health/drug-overdose-information>

- Behavioral Health and Wellness Services Resource List:

<https://www.nashville.gov/departments/health/clinical-health-services/behavioral-health-services>

Various resources in English, Spanish, and Arabic.





**METRO NASHVILLE**  
ANIMAL CARE & CONTROL

# MACC Monthly Stats

10/01/2023 and 10/31/2023

		Species							Totals	
		Canine			Canine Totals	Feline				Feline Totals
		Adult	Up to 5 Months	Unknown Age		Adult	Up to 5 Months	Unknown Age		
Beginning Animal Count as of 10/01/2023		172	14	0	186	27	109	1	137	323
I N T A K E S	Stray/At Large	237	24	4	265	37	93	3	133	398
	Transferred in from Municipal Shelter	0	0	0	0	0	0	0	0	0
	Transferred in from Other Rescue Group	0	0	0	0	0	0	0	0	0
	Owner Requested Euthanasia	0	0	0	0	1	0	0	1	1
	Relinquished by Owner	16	2	0	18	3	5	0	8	26
	Other Intakes	17	12	2	31	6	3	0	9	40
	<b>Total Intakes</b>	<b>270</b>	<b>38</b>	<b>6</b>	<b>314</b>	<b>47</b>	<b>101</b>	<b>3</b>	<b>151</b>	<b>465</b>
O U T C O M E S	Adoptions	71	16	0	87	24	64	0	88	175
	Returned to Home	81	4	1	86	6	0	0	6	92
	Transferred to Rescue Group	55	8	2	65	16	31	0	47	112
	Other Live Outcomes	0	0	0	0	0	0	0	0	0
	Return to Field	0	0	0	0	0	0	0	0	0
	<b>Total Live Outcomes</b>	<b>207</b>	<b>28</b>	<b>3</b>	<b>238</b>	<b>46</b>	<b>95</b>	<b>0</b>	<b>141</b>	<b>379</b>
	Died in Care	1	0	0	1	1	5	0	6	7
	Lost in Care	0	0	0	0	0	0	0	0	0
	Euthanasia	44	1	3	48	10	6	2	18	66
	Owner Requested Euthanasia	0	0	0	0	1	0	0	1	1
<b>Total Other Outcomes</b>	<b>45</b>	<b>1</b>	<b>3</b>	<b>49</b>	<b>12</b>	<b>11</b>	<b>2</b>	<b>25</b>	<b>74</b>	
<b>Total Outcomes</b>	<b>252</b>	<b>29</b>	<b>6</b>	<b>287</b>	<b>58</b>	<b>106</b>	<b>2</b>	<b>166</b>	<b>453</b>	
Ending Animal Count as of 10/31/2023		197	16	0	213	27	93	2	122	335
Save Rate		83.33%	97.37%	50.00%	84.39%	76.09%	89.11%	33.33%	84.00%	84.27%