



# Help & Hope

Tracking the \$50M  
Investment in  
Addressing Nashville  
Homelessness



OFFICE OF  
HOMELESS SERVICES

# Overview

Total Investment : \$50 million in Homelessness



**Temporary Interim Housing**-RS 2022-1698-\$9M to Homeless Impact Division, temporary interim gap housing



**Gap Financing for Permanent Supportive Housing**-RS 2022-1696-\$25M to Metro Development and Housing Agency for low-cost loans for affordable housing units



**Housing First Supportive Services**-RS 2022-1697-\$9M to Metro Homeless Impact Division for Housing First Supportive Services



**Low Barrier Housing Collective and Competitive Grants**-RS 2022-1699-\$7M to Homeless Impact Division for Low Barrier Housing Collective & Competitive Grants



**Tracking the \$50 Million Investment in Homelessness**

<https://www.nashville.gov/departments/office-homeless-services/data>

# March Report Highlights

The Housing First Supportive Services providers are providing a high number of high-level services to their permanent supportive housing clients. Together, Mending Hearts and Step Up On Second have provided 2,795 services to their clients. 95.2% of Mending Hearts clients have at least 1 disabling condition and 77.4% have 2 or more disabling conditions.

We continue to offer valuable training opportunities to the CoC, such as ACES Trauma informed care training, Housing Navigation Training, and De-Escalation Trauma Informed Training, as well as hosting a CoC Summer Kickoff with Special Speaker Kelly Young, the CEO of the Houston Coalition For the Homeless.

Monitoring of the funded agencies is in process with all in-person visits having been completed. Working through this process has allowed us to identify challenges faced by these providers and to turn them into opportunities for process improvement. The bimonthly meetings with the providers serves as an open channel for feedback and further refinement of systems. All of these collaborative efforts are producing better results in this vital component of the effort to end homelessness.

90% Retention Rate of 189 individuals have been assisted through the Encampment Surge. OHS is working with the Shelter Committee to update the Encampment Strategy utilizing the national best practices of the National Alliance To End Homelessness and USICH's 19 Strategies For Communities To Address Encampments Humanely and Effectively.

Challenge: Continued support for agencies to expand capacity to meet the developing needs of the community.

# \$9M Interim Gap Housing RS 2022-1698

UPDATE: May 2024

	Community Care Fellowship	Launch Pad*	The Salvation Army
Number of Sites	4	1	1
Total Number Served	239	7	142
Total Number Exited	182	2	68
Average Length of Stay	101 Days	35 Days	238 Days
Chronically Homeless	61.5%	42.9%	86.6%
Veteran Status	3.8%	0.0%	4.2%
At Least 1 Disabling Condition	78.7%	100.0%	100.0%
2 or More Disabling Conditions	51.5%	28.6%	78.9%
Has Income at Exit	44.5%	0.0%	8.8%
Has Non-Cash Benefits at Exit	34.6%	100.0%	55.9%
Has Health Insurance At Exit	55.5%	100.0%	72.1%
Entries from Encampment Closures	21.1%	0.0%	100.0%
Exits to Permanent Housing	44.5%	50.0%	76.5%

	Community Care Fellowship	Launch Pad*	The Salvation Army
<b>Gender</b>			
Man	57.3%	71.4%	59.9%
Woman	42.3%	28.6%	39.4%
Transgender	0.0%	0.0%	0.7%
Identity other than Man, Woman, or Transgender	0.4%	0.0%	0.0%
<b>Race and Ethnicity</b>			
Black	33.1%	57.1%	11.3%
White	57.7%	14.3%	83.8%
American Indian/Native Alaskan/Indigenous	0.9%	0.0%	0.7%
Hispanic/Latinx	0.4%	0.0%	0.0%
Multi Racial/Ethnic	7.9%	28.6%	4.2%
Client Declined to Answer	0.0%	0.0%	0.0%
<b>Age</b>			
0-17	13.0%	0.0%	0.0%
18-24	3.8%	100.0%	1.4%
25-34	12.1%	0.0%	28.9%
35-44	23.0%	0.0%	35.9%
45-54	24.3%	0.0%	27.5%
55-64	20.1%	0.0%	5.6%
65+	3.8%	0.0%	0.7%

\*Launch Pad operates a youth specific Mobile Housing Navigation Center through a partnership with Community Care Fellowship. All funding for this program is distributed through Community Care Fellowship.

All data as of 4/30/24



Spending Update:

	Total Funds	Spending as of 4/31/24	Remaining Funds	Funding End Date
Community Care Fellowship ARP 2*	\$4,542,355.00	\$3,131,293.22	\$1,411,061.78	10/4/2024
The Salvation Army	\$4,457,645.00	\$3,604,266.09	\$853,378.91	10/31/2024
<b>Total Funding</b>	<b>\$9,000,000.00</b>	<b>\$6,735,559.31</b>	<b>\$2,264,440.69</b>	

\*Spending by Community Care Fellowship encompasses the combined spending for the Community Care Fellowship and Launch Pad Mobile Housing Navigation Centers.

Totals based on all invoices received for expenses occurring through 4/30/24



## Affordable Housing Gap Financing (AHGF) Program Updates:

- The Affordable Housing Gap Financing (AHGF) Program final round closed on November 30, 2023.
- MDHA's Board of Commissioners approved the final two funding recommendations during their March 19<sup>th</sup> board meeting.
- In total, the AHGF program awarded **\$16,617,591.67** to create **102 AHGF units** while providing needed gap financing to projects that will create **810 affordable units**.
- Unobligated funds (**\$7,551,528.75**) will be remitted to the Barnes Housing Trust Fund for affordable housing projects as outlined in Council Resolution RS2022-1696.

# \$25M Gap Financing for Permanent Supportive Housing RS 2022-1696

DEVELOPER	UNITS FUNDED WITH AMERICAN RESCUE PLAN FUNDS	TOTAL AFFORDABLE HOUSING UNITS	UNITS COME ONLINE	AWARD AMOUNT	FUNDING ROUND
Urban Housing Solutions	17	165	Now Online	\$3,000,000 (repay)	First
The Clear Blue Company	10	238	Aug 24-May 25	\$2,584,620 (repay)	First
Shelby House 1, LP	10	195	July 24	\$2,100,000 (repay)	First
Woodbine Community Organization	24	36	Aug 24	\$2,000,000 (forgivable)	First
Be A Helping Hand	2	4	Now Online	\$464,701.63 (forgivable)	First
Woodbine Community Organization	8	39	Dec 25	\$1,506,000 (forgivable)	Second
Be A Helping Hand	2	2	Now Online	\$191,208.04 (forgivable)	Second
Shelby House 1, LP	4	195	July 24	\$712,544.00 (repay)	Final
AGB Real Estate	25	131	Now Online	\$4,004,518.00 (repay)	Final
<b>TOTAL</b>	<b>102</b>	<b>810</b>	May 23 – Dec 25	<b>\$16,617,591.67</b>	
	38 units: 0-30% of AMI 64 units: Permanent Supportive Housing			*Per RS 2022-1696, the administration fee to MDHA is <b>\$830,879.58</b> based on 5% of total awards.	

\*Units in blue are currently open and online.



## Barnes Housing Trust Fund

- A total of \$7,551,528.75 in un-obligated funds from the Affordable Housing Gap Financing Program will be transferred to the Barnes Housing Trust Fund for Affordable Housing per Resolution RS2022-1696 amended by RS2024-240.
- In line with the original intent of the funding, the Housing Trust Fund Commission (HTFC) intends to make these funds available for permanent supportive and deeply affordable housing.
  - Per Metro Code, the funds will be made available in the form of a grant to non-profit entities.
  - Funds will be allocated to create or preserve net new housing units and not to supplement units that have already been funded through the Affordable Housing Gap Financing or other Barnes Housing Trust Fund awards.



## Barnes Housing Trust Fund

- The Housing Division collaborated with the Office of Homeless Services in April to create a grant policy framework that aligns with current OHS policy priorities. This framework was then presented at the April 23<sup>rd</sup> meeting of the HTFC and was approved.
- The official grant policy and application materials are currently being finalized and will be presented to the HTFC for approval at the May 28<sup>th</sup> meeting.
- While the final application timeline is currently still in development, the application round will be opened within 10 days of the HTFC approval of the proposed grant documents.

- Metro Council approved all agreements for the Housing First Supportive Services
  - **Colby's Army** \$143,629
    - Peer Support Services
  - **Mending Hearts** \$3,000,000
    - Collaborating with Elam Mental Health Center
    - Housing Support Coordination
    - Vital Document Collection
    - Resource Referrals and Connections
      - Physical and Mental Health
      - Substance Use Recovery
      - Benefits and Assistance Programs
      - Employment Resources
      - Essential Items (food, clothing, household items, etc.)
  - **Park Center** \$900,000
    - SOAR Services
  - **Room In The Inn** \$275,000
    - Provide Nutritious Meals to those residing in Interim Housing Programs
  - **Step Up on Second** \$2,499,950
    - Housing Support
    - Vital Document Collection
    - Resource Referrals and Connections
      - Physical and Mental Health
      - Substance Use Recovery
      - Benefits and Assistance Programs
      - Essential Items (food, clothing, household items, etc.)
  - **United Neighborhood Health Services** \$1,961,514.92
    - Street Medicine
    - Medical Clinic Services on site at Interim Housing Program locations
    - Pharmacy Services

# \$9M Housing First Supportive Services RS 2022-1697

UPDATE: May 2024

	Mending Hearts	Step Up on Second
Total Number of Individuals Served	62	109
Total Number of Households Served	53	73
Chronically Homeless	80.6%	68.8%
Veteran Status	6.1%	2.8%
At Least 1 Disabling Condition	95.2%	64.2%
2 or More Disabling Conditions	77.4%	34.9%
Services Provided		
Total Number of Services Provided	1279	1516
Total Clients Received Any Service	62	107
Basic Needs	20	94
Benefits Assistance	-	19
Case Management	890	1312
Emergency Food Assistance	-	12
Financial Literacy Assistance	-	1
Life Skills Education	-	69
Local Bus Fare/Ticket	341	-
Local Transportation (Ride Share)	17	6
Mental Health Supportive Services	9	2
Substance Use Education and Prevention	2	1

	Mending Hearts	Step Up on Second
Gender		
Man	53.2%	49.5%
Woman	46.8%	46.8%
Nonbinary	0.0%	0.9%
Transgender	0.0%	1.8%
Identity other than Man, Woman, Transgender, or Non-Binary	0.0%	0.9%
Race and Ethnicity		
Black	22.6%	54.1%
White	74.2%	43.1%
American Indian/Native Alaskan/Indigenous	0.0%	0.9%
Multi Racial/Ethnic	3.2%	1.8%
Age		
0-17	0.0%	22.0%
18-24	0.0%	9.2%
25-34	21.0%	11.9%
35-44	21.0%	17.4%
45-54	37.1%	11.9%
55-64	14.5%	19.3%
65+	6.5%	8.3%

\*All data as of 4/30/24



# \$9M Housing First Supportive Services RS 2022-1697

UPDATE: May 2024

	Colby's Army	Park Center	Room In The Inn
Total Number of Individuals Served	2	164	142
Total Number of Households Served	2	130	115
Chronically Homeless	50.0%	32.3%	86.6%
Veteran Status	0.0%	6.1%	4.2%
At Least 1 Disabling Condition	100.0%	97.6%	100%
2 or More Disabling Conditions	50.0%	76.2%	78.9%
Services Provided			
SOAR Eligibility Screening	-	164	-
SOAR Application	-	0	-
Meals	-	-	25,115

	Colby's Army	Park Center	Room In The Inn
Gender			
Man	50.0%	62.2%	59.9%
Woman	0.0%	34.8%	39.4%
Nonbinary	0.0%	1.8%	0.0%
Transgender	50.0%	1.2%	0.7%
Race and Ethnicity			
Black	50.0%	38.4%	11.3%
White	0.0%	50.0%	83.8%
American Indian/Native Alaskan/Indigenous	0.0%	1.2%	0.7%
Asian	0.0%	0.6%	0.0%
Hispanic/Latinx	0.0%	4.9%	0.0%
Multi Racial/Ethnic	50.0%	3.0%	4.2%
Client Declined to Answer	0.0%	1.8%	0.0%
Age			
0-17	0.0%	0.0%	0.0%
18-24	0.0%	11.0%	1.4%
25-34	50.0%	12.8%	28.9%
35-44	0.0%	26.2%	35.9%
45-54	0.0%	27.4%	27.5%
55-64	0.0%	21.3%	5.6%
65+	50.0%	1.2%	0.7%

\*All data as of 4/30/24



# \$9M Housing First Supportive Services RS 2022-1697

UPDATE: May 2024

## Spending Update:

	Total Funds	Spending as of 4/31/24	Remaining Funds	Funding End Date
Colby's Army	\$143,629.00	\$25,059.55	\$118,569.45	5/31/2026
Mending Hearts	\$3,000,000.00	\$182,571.10	\$2,817,428.90	5/31/2026
Park Center ARP 2	\$900,000.00	\$216,433.19	\$683,566.81	5/31/2026
Park Center ARP 1	\$300,000.00	\$300,000.00	\$0	6/30/2023
Room In The Inn	\$275,000.00	\$239,194.29	\$35,805.71	5/31/2026
Step Up on Second	\$2,499,050.00	\$243,660.17	\$2,255,389.83	5/31/2026
United Neighborhood Health Services	\$1,961,514.92	\$322,204.38	\$1,639,310.54	4/30/2026
<b>Total Funding</b>	<b>\$8,779,193.92</b>	<b>\$1,529,122.68</b>	<b>\$7,250,071.24</b>	

- Supportive Service Referrals are being processed
- Hosting Bi-Monthly meetings to maximize the collective impact
- Case conferencing referral process
- Sam Tsemberis and other national leaders will train the community

*\*Totals based on all invoices received for expenses occurring through 4/30/24*



UPDATE: May 2024

Housing Incentives:

- 213 Sign on Bonuses have been awarded
- 401 Households have been assisted with Furniture Funds
- 77 Households have been assisted with Security Deposits
- 26 Units have been allocated Minor Repair Funds
- 192 properties are participating in the collective.

Low Barrier Housing Collective Housing Incentives	
Chronically Homeless	38.5%
Veteran Status	4.3%
Gender	
Man	46.9%
Woman	51.9%
Transgender	0.3%
Non-Binary	0.2%
Client Declined to Answer	0.8%
Race and Ethnicity	
Black	61.9%
White	24.4%
Asian/Asian American	0.3%
American Indian/Native Alaskan/Indigenous	0.2%
Hispanic/Latinx	3.6%
Middle Eastern or North African	0.5%
Native Hawaiian/Pacific Islander	0.1%
Multi Racial/Ethnic	8.2%
Client Declined to Answer	0.8%
Age	
0-17	41.3%
18-24	9.5%
25-34	13.3%
35-44	12.9%
45-54	11.9%
55-64	7.8%
65+	3.1%
Client Declined to Answer	0.3%



UPDATE: May 2024

Spending Update:

Low Barrier Housing Collective (ARP 1 and 2 Funds Combined)*	Total Funds	Spending as of 4/31/24	Remaining Funds	Funding Expensed By Date
Landlord Incentives/Security Deposits	\$950,000.00	\$245,989.82	\$704,010.18	June 2026
Minor Repair Funding	\$700,000.00	\$44,805.30	\$655,194.70	June 2026
Furniture Assistance	\$1,350,000.00	\$528,672.93	\$821,327.07	June 2026
Program Operating Costs	\$500,000.00	\$230,393.32	\$269,606.68	June 2026
<b>Total Funding</b>	<b>\$3,500,000.00</b>	<b>\$1,049,861.37</b>	<b>\$2,450,138.63</b>	

	Total Funds	Spending as of 4/31/24	Remaining Funds	Funding Obligation Date
Competitive Grants	\$4,020,000.00	\$0	\$4,020,000.00	12/31/2024

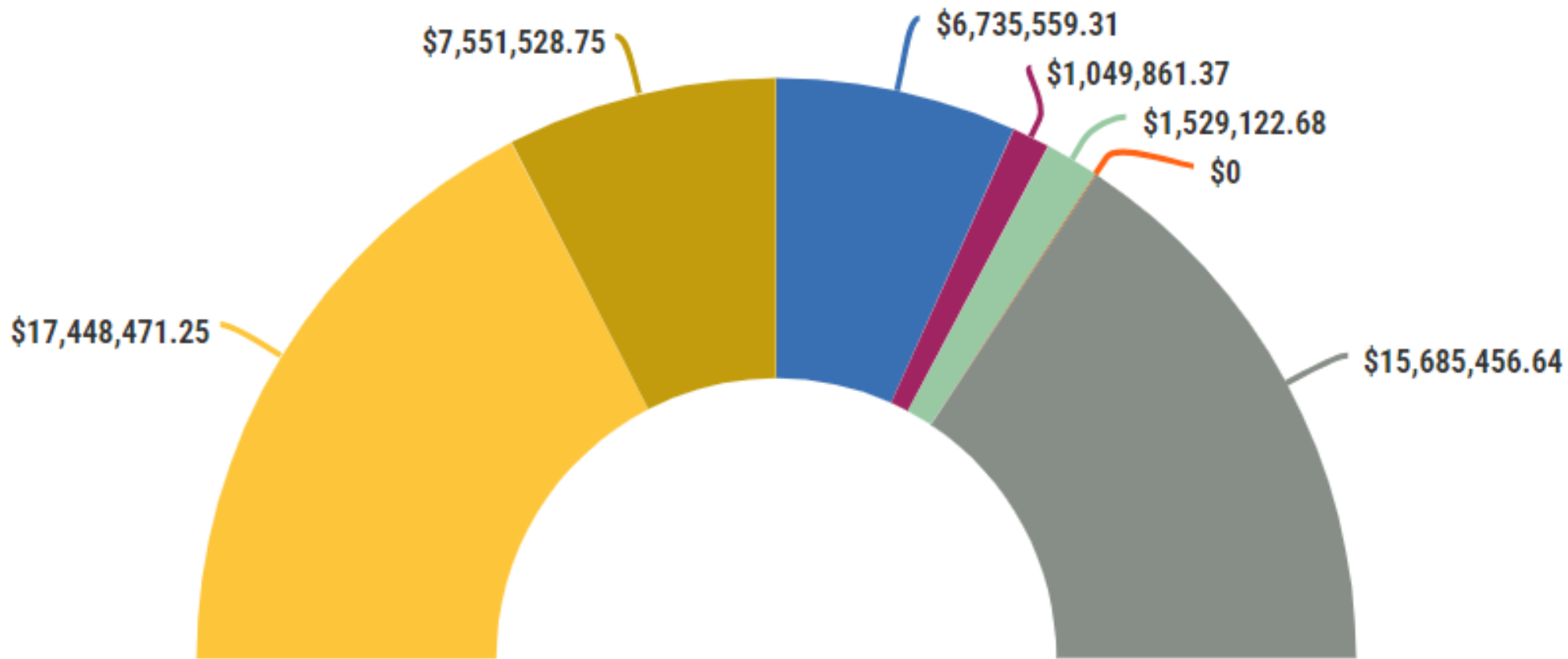
\* ARP 1 fund totals are still being tallied and finalized.

Totals based on all invoices received for expenses occurring through 4/30/24



# Total Spending Breakdown

UPDATE: May 2024



- Gap Financing for Permanent Supportive Housing
- Remitted to Barnes Housing Trust Fund
- Temporary Interim Gap Housing
- Low Barrier Housing Collective
- Housing First Supportive Services
- Competitive Grants
- Remaining Funds





# Encampment Data

UPDATE: May 2024

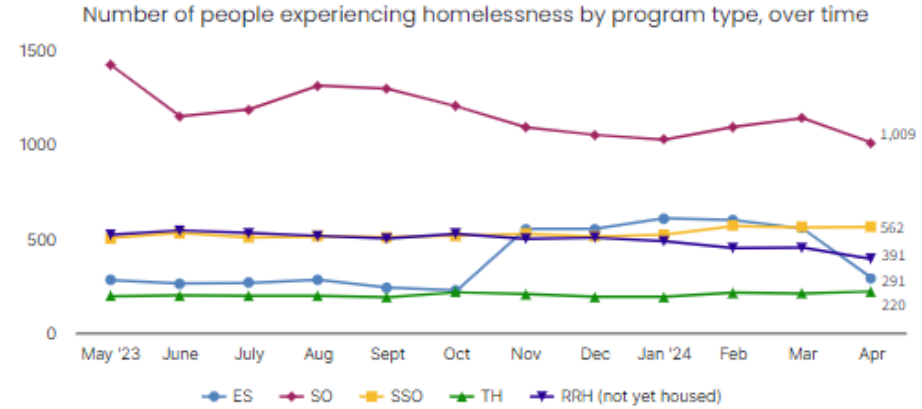
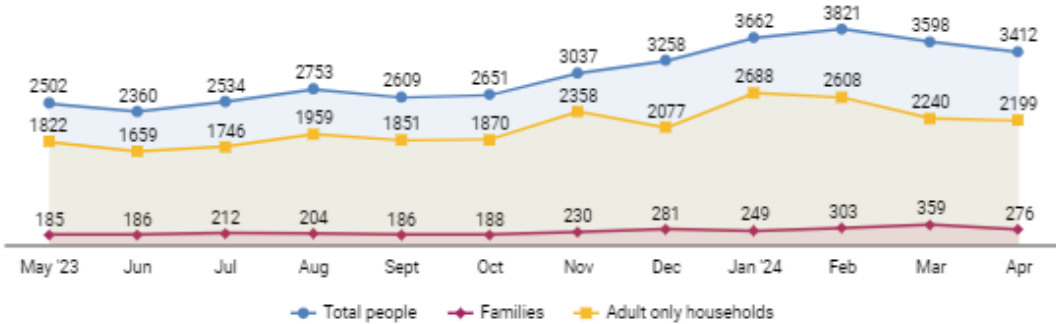
	Brookmeade Camp	Caldwell Park	TA Truck Stop	Hermitage Camp	Total Admissions
Community Care Fellowship	9	9	17	0	35
Salvation Army	56	28	21	38	143
No Interim Gap Housing Placement	4	0	2	4	10
Total Individuals	69	38	40	42	189

Exit Destination of Former Camp Residents	Community Care Fellowship	Salvation Army
Still Enrolled In Program	3	74
Permanent Housing	11	52
Deceased	0	6
Returned to Homelessness	16	2
Incarceration	0	9
Hospital/Treatment Center	3	0
Hotel	2	0
Staying with Friends/Family (temporary)	1	0



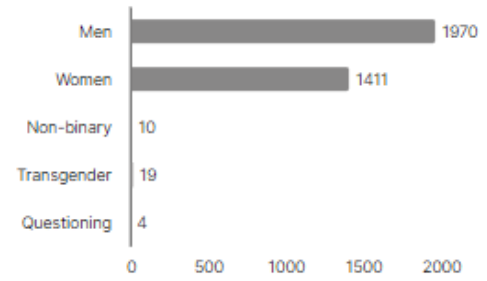
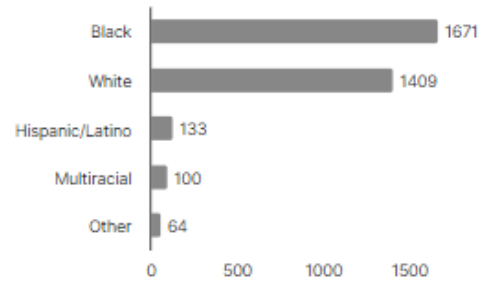
# Nashville Homelessness Data

**3,412 people** experienced homelessness in Nashville in **April 2024**. These 3,412 people were in **2,475 households**; **276 families** and **2,199 adult only households**. Over the past 12 months, **8,642 unique people** have experienced homelessness in Nashville.



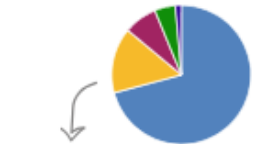
In April, **291** people experiencing homelessness were served in Emergency Shelters, **1,009** in Street Outreach, **220** in Transitional Housing, **562** in Supportive Services only, and **391** in Rapid Re-Housing who had not yet been housed.

- ↑ **293 (9%)** are veterans
- ↑ **1,525 (45%)** are experiencing chronic homelessness
- ↑ People who live outdoors have been experiencing homelessness for an average of **3 years and 11 months**
- ↑ **278 (8%)** are youth aged 18-24
- ↓ **609 (18%)** were entered into HMIS this month (244 new, 365 returning)
- ↑ People who live in shelter have been experiencing homelessness for an average of **3 years and 4 months**

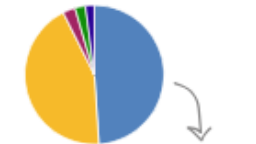


In **April**, **49%** of people experiencing homelessness were Black, **41%** were White, **4%** were Hispanic/Latino, **3%** were Multiracial, and **2%** were other.

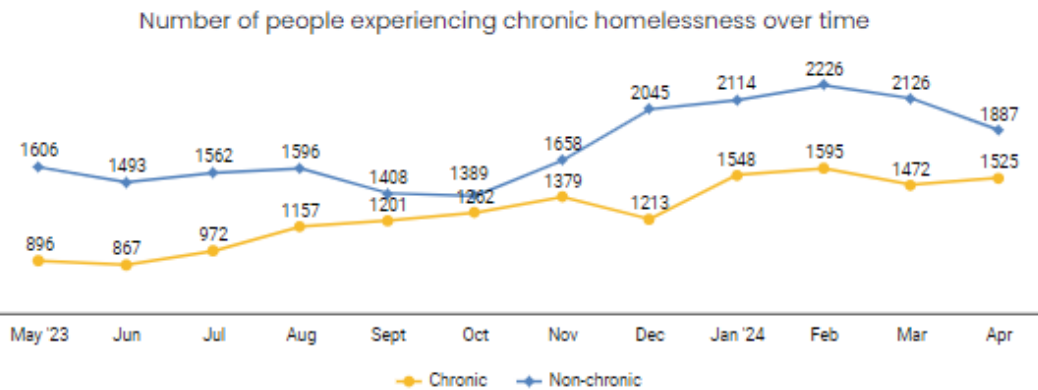
In **April**, **58%** of people experiencing homelessness were men, **41%** were women, **<1%** were non-binary, **1%** were transgender, and **<1%** were other.



In family households, **70%** of people are Black and **15%** are White.



In adult only households, **43%** of people are Black and **49%** are White.



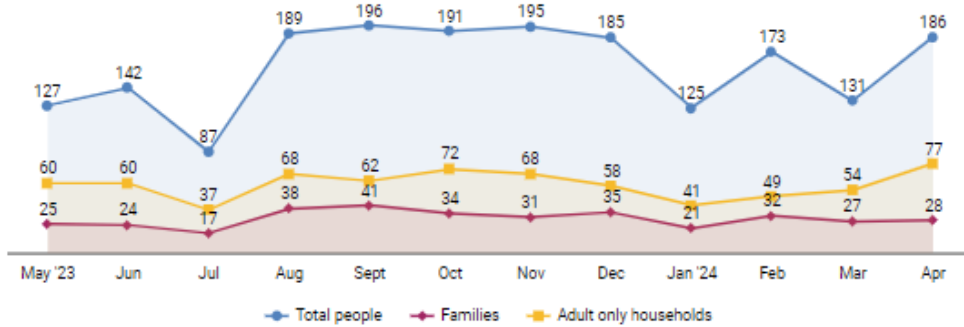
Source: De-duplicated Nashville-Davidson County HMIS data including permanent housing exits and move-in dates from Emergency Shelters, Transitional Housing, Street Outreach, Rapid Rehousing, and Permanent Housing from 4/1/2023 through 4/30/24.\*

\*This data does not include information from the Nashville Rescue Mission or the Domestic Violence Coordinated Entry process.



# Nashville Homelessness Data

**186 people** experiencing homelessness were housed in Nashville in **April 2024**. These 186 people were in **105 households**; **28 families** and **77 adult only households**. Over the past 12 months, **1,927 people** have been housed in Nashville.



Nashville housed 5% of the total people experiencing homelessness in April; 10% of the families and 4% of the adult only households.

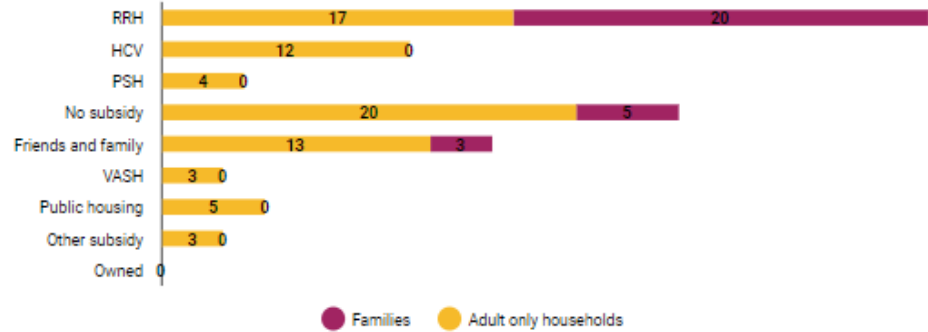
**26 (14%)** are veterans

**70 (38%)** were experiencing chronic homelessness

**22 (12%)** are youth aged 18-24

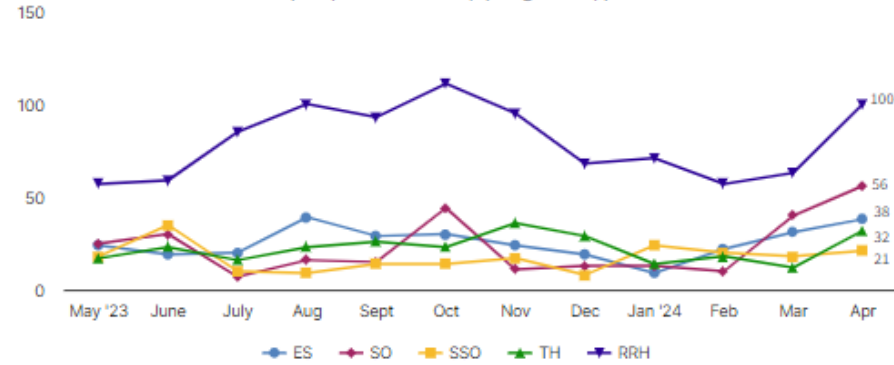
The average length of time from HMIS entry to permanent housing was **145 days**

Number of housing exits by destination (households)

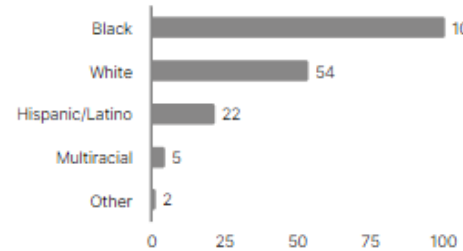


**37 households** were housed with rapid re-housing subsidies in **April**, followed by **25 households** who were housed with no subsidy, and **16 households** who were housed with friends and family.

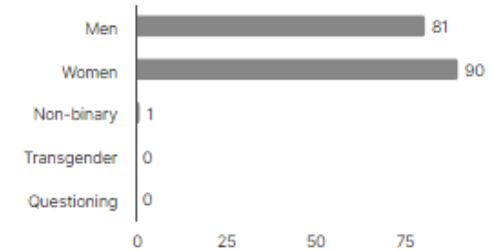
Number of people housed by program type, over time



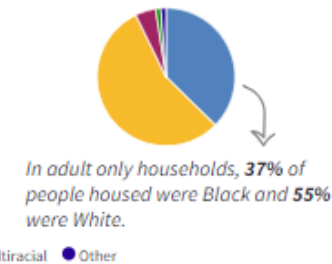
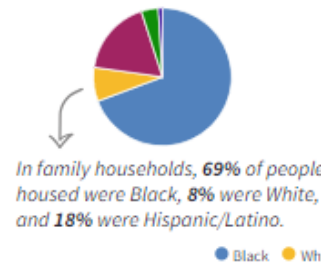
In **April**, **38** people experiencing homelessness were housed from Emergency Shelters, **56** from Street Outreach, **32** from Transitional Housing, **21** from Supportive Services Only, and **100** from Rapid Re-Housing.



In **April**, **54%** of people housed were Black, **29%** were White, **12%** were Hispanic/Latino, **3%** were Multiracial, and **1%** were other.



In **April**, **47%** of people housed were men, **52%** were women, **1%** were non-binary, **0%** were transgender, and **0%** were other.



The top agencies who housed the most households in April were: **The Salvation Army (30)**, **Operation Stand Down (21)**, **Safe Haven Family Shelter (15)**, and **Oasis Center (12)**.

Source: De-duplicated Nashville-Davidson County HMIS data including permanent housing exits and move-in dates from Emergency Shelters, Transitional Housing, Street Outreach, Rapid Rehousing, and Permanent Housing from 4/1/2023 through 4/30/24.\*

\*This data does not include information from the Nashville Rescue Mission or the Domestic Violence Coordinated Entry process.