

BFC FINANCIAL PACKAGE

AS OF MAY 31, 2024

Board of Fair Commissioners

Financial Report as of MAY 31, 2024

Nashville Expo Center at the Fairgrounds

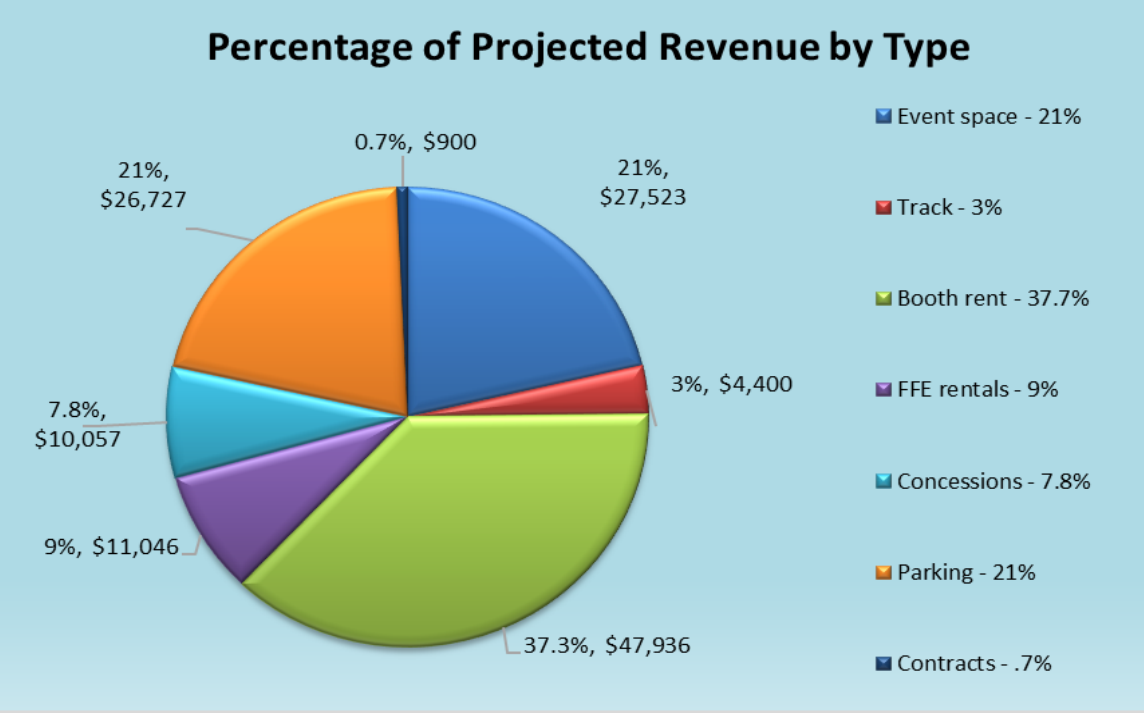
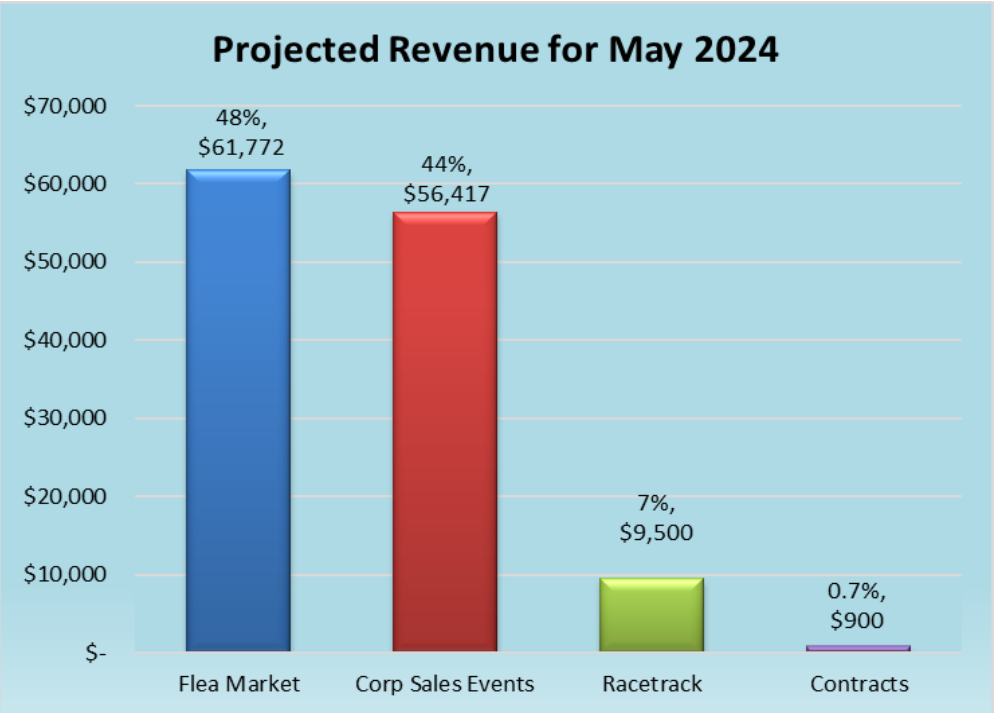
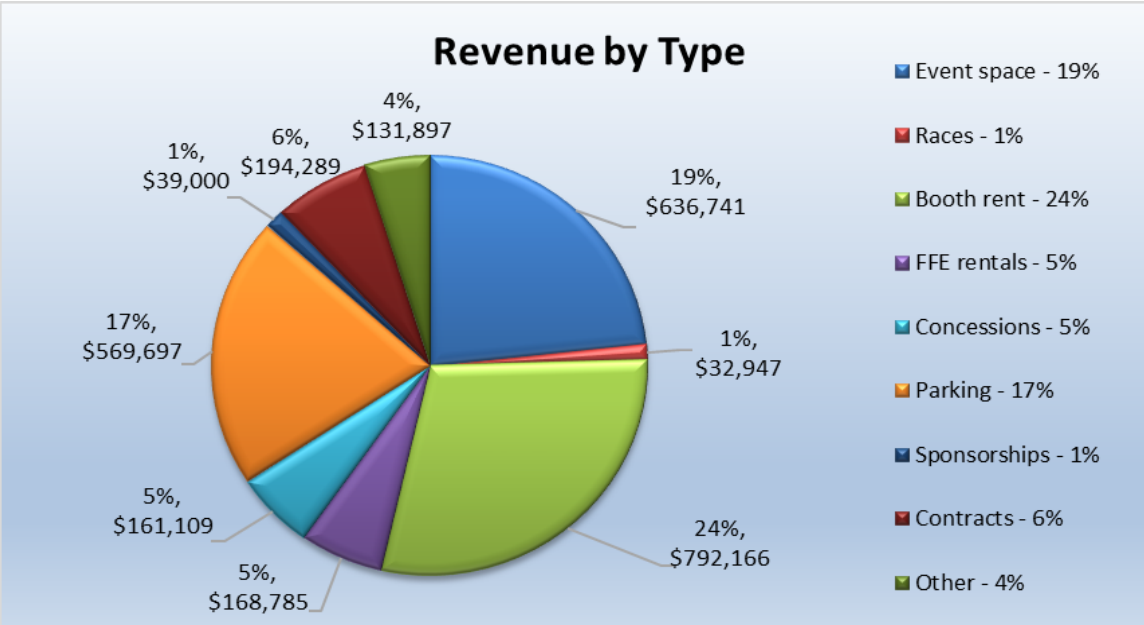
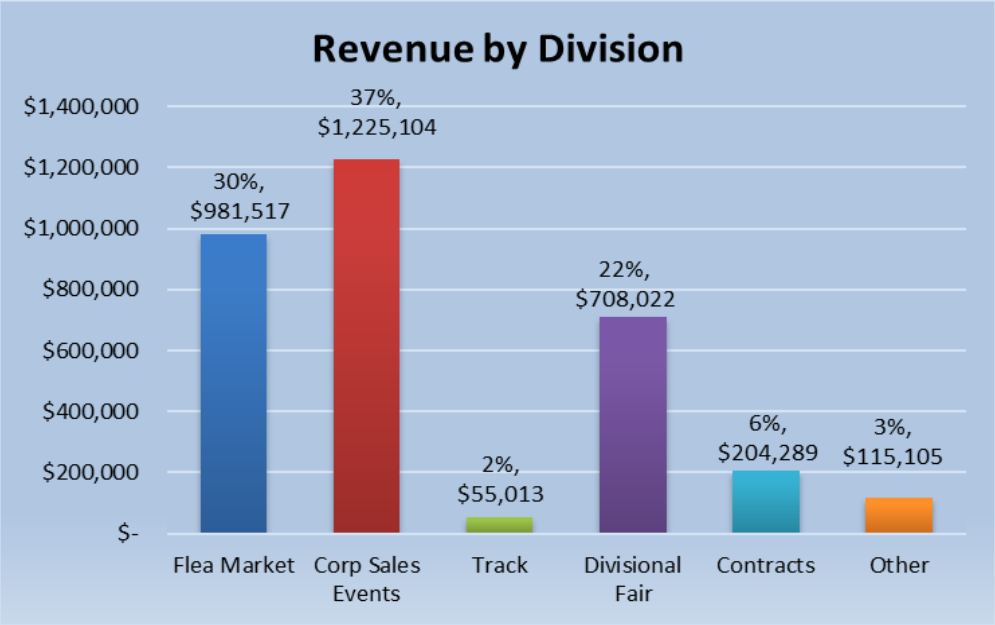
Fiscal Year July 1, 2023 thru June 30, 2024

	Current YTD Prelim. Actuals	Prior YTD Actuals
Revenues thru May 2024	3,289,050	2,979,608
Expenses thru May 2024	(3,874,650)	(3,718,050)
Gain (Loss) thru May 2024	(585,600)	(738,442)
Depreciation Expense	(1,068,660)	(1,133,695)
Gain (Loss) adjusted for Depreciation	(1,654,259)	(1,872,137)

REVENUES	Budget	Current YTD Prelim. Actuals
Flea Market	994,880	981,517
Corp Sales Events	1,426,620	1,225,104
Track	63,600	55,013
Divisional Fair	611,000	708,022
Contracts	220,800	204,289
Other (interest, ebid)	0	115,105
Other Financing Sources	1,396,300	0
Total	4,713,200	3,289,050

EXPENSES	Budget	Current YTD Prelim. Actuals
Payroll Expenses	1,957,300	1,601,023
Utilities	528,600	420,014
Purchased Services	857,900	799,659
Supplies	273,100	179,460
Communications	24,400	15,274
Temporary Services	209,000	131,104
Security Services	188,300	162,155
IT Services	127,300	112,467
Ins. Permits & LOCAP	447,100	406,157
Other (travel, awrd royalty)	100,200	47,339
Total	4,713,200	3,874,650

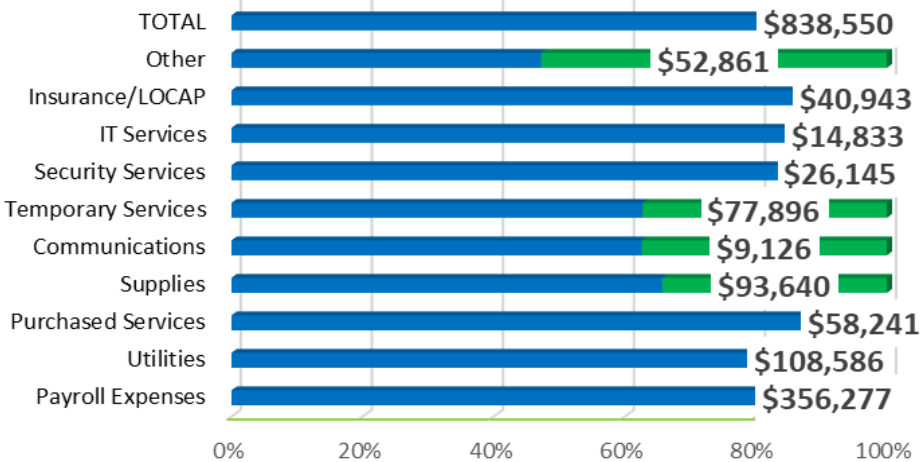
The Fairgrounds Nashville: revenue dashboard through 5/31/2024 (not final)



Note: Graphs do not include other financing sources.

The Fairgrounds Nashville: expense dashboard through 5/31/2024 (not final)

Budget Tracker



Expense Distribution

