

Nashville CoC Priorities Report

Introduction

This report was created by the Nashville CoC Data Committee and HMIS Oversight Committee. The findings were used by the Performance Evaluation Committee to help prioritize new local projects submitted for the annual competition for HUD CoC funding. The report explores the numbers and demographics of people experiencing homelessness in Nashville and identifies available local housing resources. The committees recommend that this data be used as a foundation of strategic data-driven decisions for CoC and other funding.

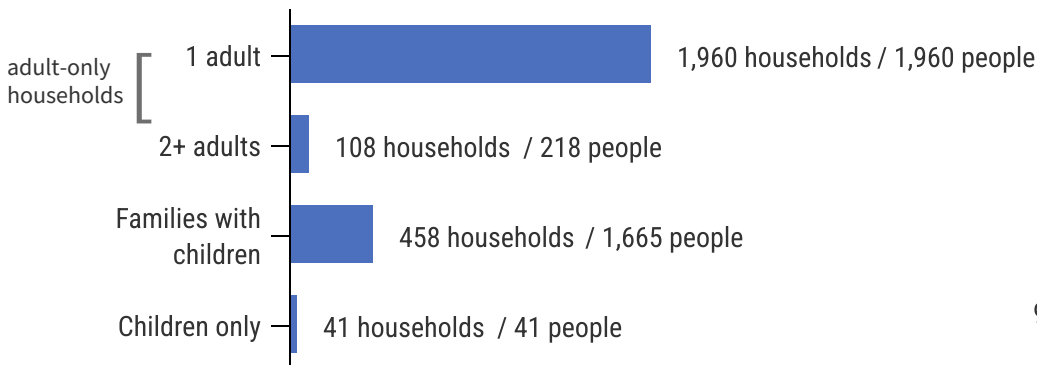
Data used was pulled from the local HMIS system, which does not yet include data from the Nashville Rescue Mission. The reporting period is October 1st, 2021 through September 30th, 2022, based on HUD's performance year at the time of the report.

Findings: In this report, the data show that a large majority of people experiencing homelessness in Nashville are in adult-only households, many of which meet HUD's definition of "chronic homelessness". The data also show that Nashville's available housing resources do not meet the needs of people experiencing chronic homelessness.

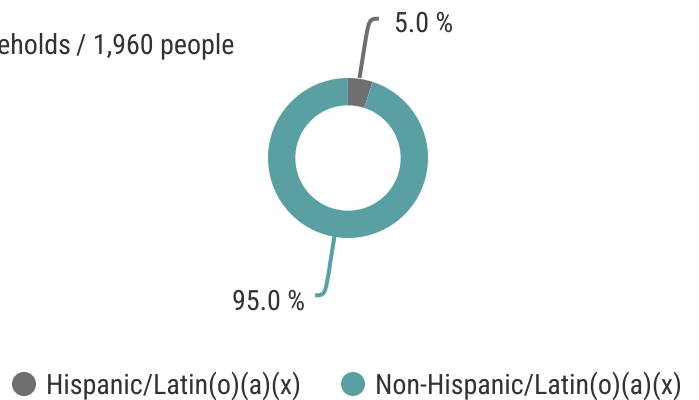
The below graphs give an overview of the basic demographics of people experiencing homelessness in Nashville. We can see that the majority (81%) of households experiencing homelessness are either single-adult or multiple-adult households, these will be known in this report as *adult-only households*. An additional 18% of households experiencing homelessness are families, meaning there is a minor child in the household.

Additionally, most people experiencing homelessness in Nashville are non-Hispanic or Latin(o)(a)(x). Adults experiencing homelessness are 53% Black or African American and 43% White. Black people are overrepresented in the population experiencing homelessness, as the US Census shows that 27% of Nashville is Black while 59% is White.

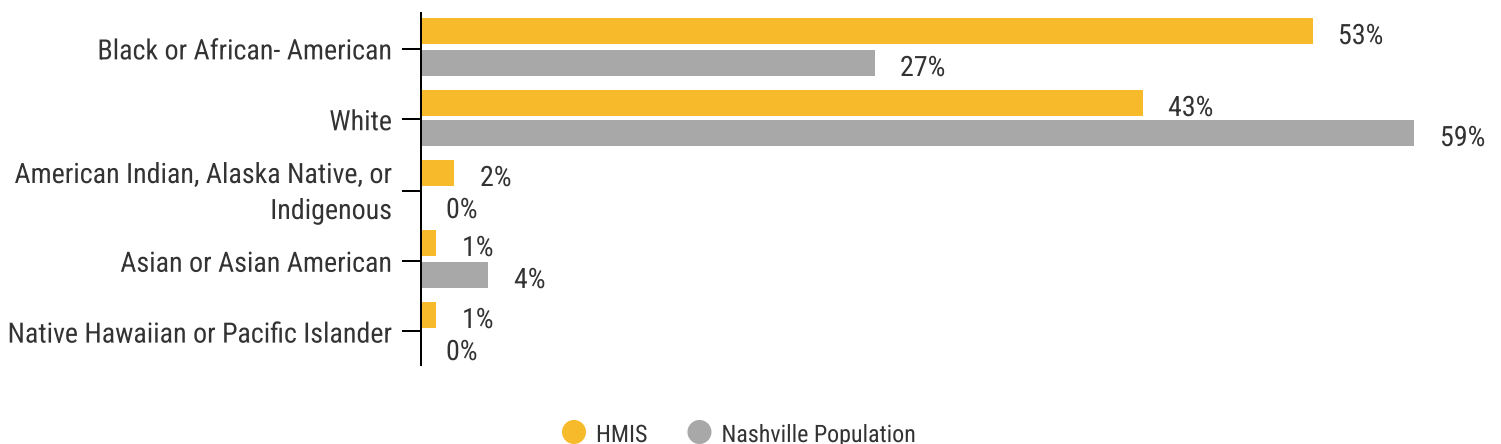
Household Composition in HMIS



Ethnicity of Adults



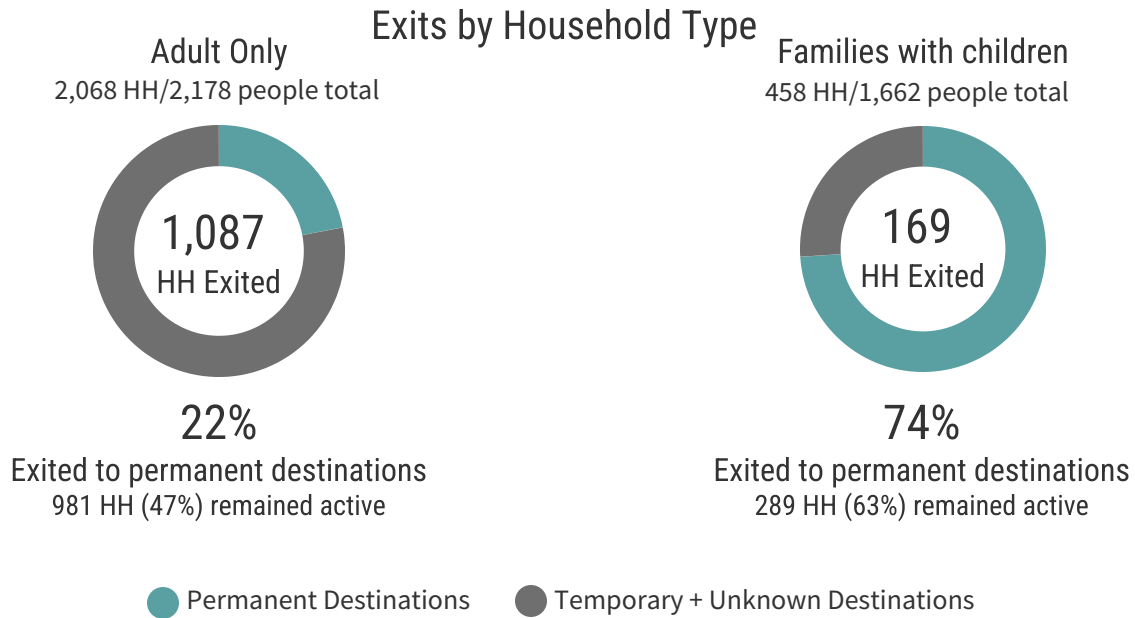
Racial Demographics of Adults in HMIS vs. Nashville Population²



A far lower percentage of "adult only" households move into permanent housing compared to households with children

The following chart shows the percentage of different household types that successfully moved into permanent housing. The data show that a far lower percentage of "adult-only" households move into permanent housing compared to households with children.

Of the 1,087 adult-only households that exited HMIS during this period, only 22% (239 households) were exited to permanent housing. For families with children, 169 households exited HMIS during this period and 74% (125 households) of those were to permanent housing. This difference is especially jarring when we remember that 80% of households experiencing homelessness are adult-only households.

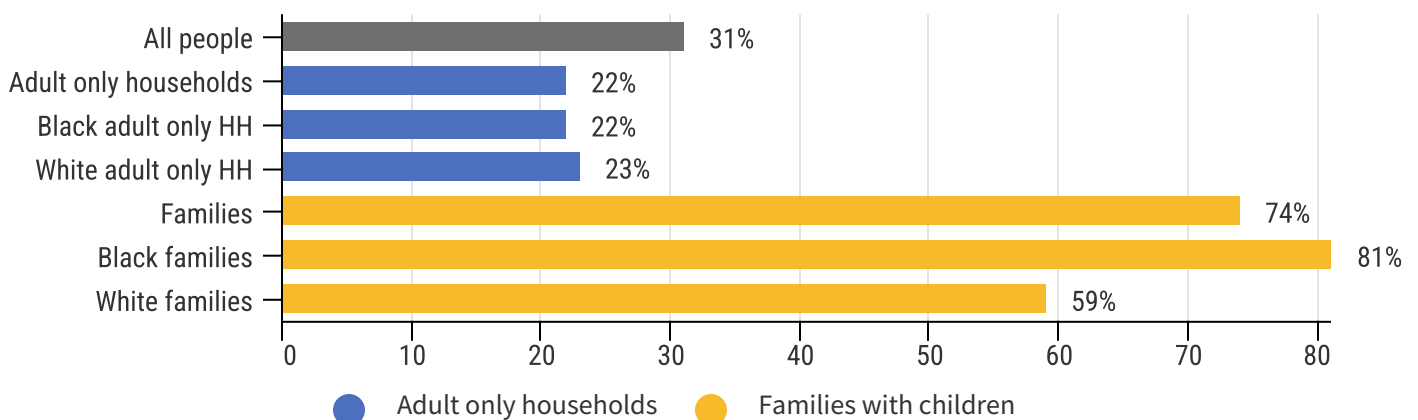


Black families are more likely to move into permanent housing than White families, but it takes much longer

Racial equity across population types is important in understanding the impact of homelessness on those we serve. We looked at the percentage of exits that were to permanent housing across race and household type and found that there is not a large difference in the proportion of Black adult only households (22%) and White adult-only households (23%) who exit to permanent housing. We also found a very small difference of only 5 days in the average number of days it takes Black adult-only households (148 days) to be housed when compared with White adult-only households (153 days).

We did see large differences between Black and White families. The data showed that Black families (81%) are more likely to exit to permanent housing than White families (59%), but also that it takes Black families much longer to move in to permanent housing (146 days) than White families (110 days). While 22% more Black families exited to permanent housing, on average it took them 36 days, longer to be able to move in.

Percentage of total exits to permanent housing, by household type

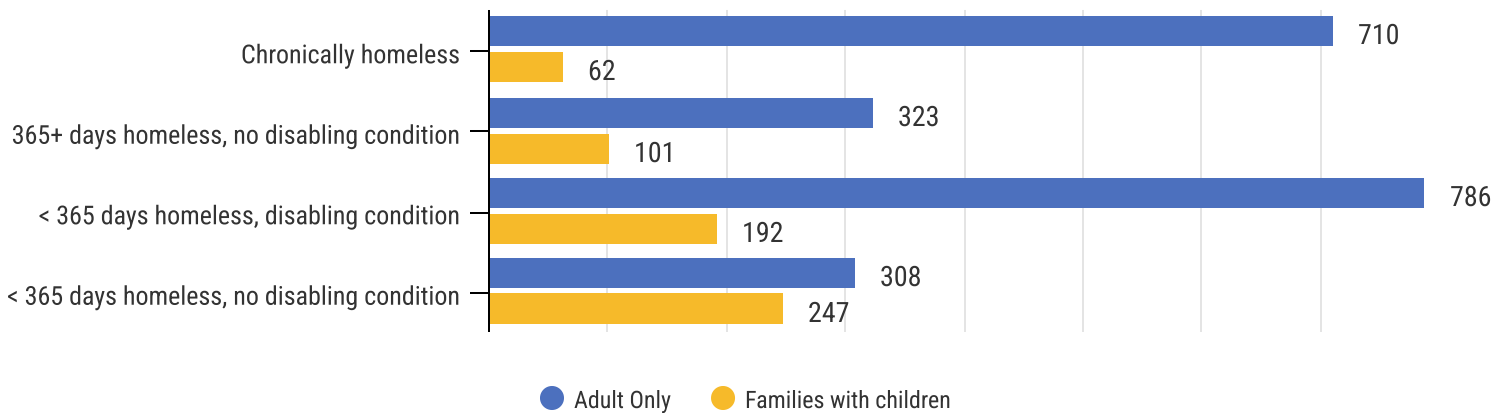


Individuals and adult-only households are far more likely to experience chronic homelessness than households with children

The graph below breaks down the percentage of people who are experiencing “chronic homelessness” in Nashville. HUD’s definition of chronically homeless is a person or household having experienced homelessness for at least 365 consecutive days OR having experienced 4 episodes of homelessness in 3 years that add up to at least 365 days. Additionally, the individual or someone in the household must have a disabling condition. People experiencing chronic homelessness are considered to be highly vulnerable and are identified as a priority population for housing in our community’s strategic plan.

According to local HMIS data, adult-only households are far more likely to experience chronic homelessness than households with children. A full 1/3 of homeless adult-only households in Nashville are experiencing chronic homelessness and another 37% have disabling conditions, and will soon meet the chronic definition if they are not housed soon.

Chronic Homelessness and Disabling Condition of Adults

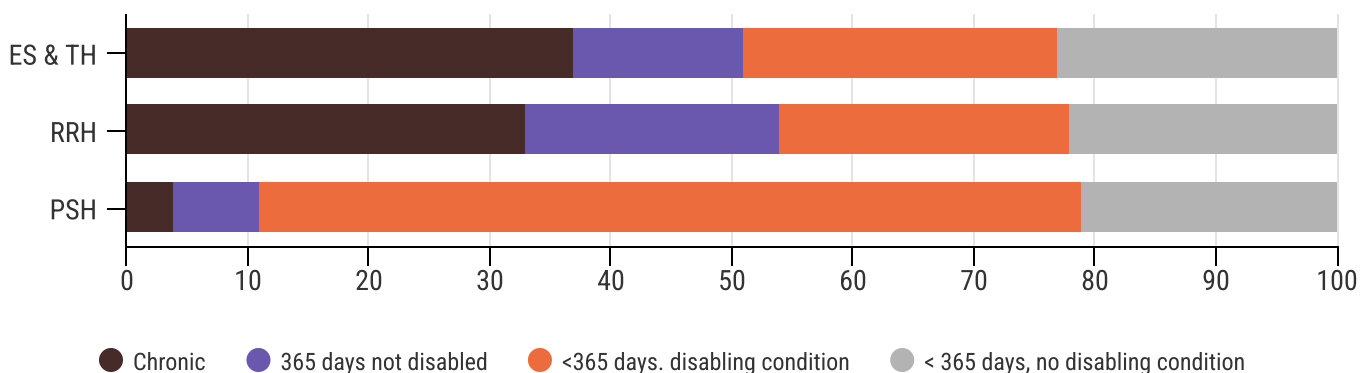


Very few people experiencing chronic homelessness are being assisted via the PSH resources available

Different project types (ex: rapid re-housing, permanent supportive housing, transitional housing) are designed to be ideal interventions for different situations and levels of need. Permanent Supportive Housing (PSH) is a program designed to meet the needs of people experiencing chronic homelessness. PSH provides rental assistance and supportive services that meet each individual’s needs for as long as they need them. Our local data show that very few people experiencing chronic homelessness are being assisted via the PSH resources available.

While 37% of the people served by emergency shelters and transitional housing were experiencing chronic homelessness and 33% of the people served by rapid re-housing were experiencing chronic homelessness at entry, only 4% (30 out of 700 people) in permanent supportive housing were experiencing chronic homelessness before move-in. Our data also showed that it takes an average of 138 days for people in rapid re-housing to move in to housing, but it takes an average of 781 days for people in permanent supportive housing to move in.

Chronic Homelessness and Disabling Condition by Project Type, Adult Only HH



Conclusion and Recommendations

Nashville has a high percentage of chronically homeless adult-only households in need of permanent supportive housing. These individuals are least likely to be housed in our community and if housed, they wait longer than others before they are housed and often aren't housed with the supports they need. Nashville's stock of resources does not match the needs of the community. Therefore:

The Data and HMIS Oversight Committees recommend that local data be used as the foundation for strategic funding decisions so that funding more effectively meets the needs of people experiencing homelessness in Nashville. Data shows that to fill the gap, Nashville should target projects that create new PSH units to serve people experiencing chronic homelessness and prioritize these projects for funding.

This data also demonstrated that clear racial disparities exist between how many Black and White families move in to permanent housing and how long that takes. Further recommendations from the Data and HMIS Oversight Committees include:

1. Data and HMIS Oversight Committees should further investigate racial disparities in outcomes, particularly for families with children.
2. Performance Evaluation Committee should ensure all CoC-funded PSH projects are appropriately accepting eligible persons experiencing chronic homelessness.
3. Coordinated Entry should establish referral processes for all PSH projects that prioritize people experiencing chronic homelessness.

End Notes

1. The definition of chronically homeless can be found at: <https://www.govinfo.gov/content/pkg/FR-2015-12-04/pdf/2015-30473.pdf>: A homeless individual with a disability as defined in section 401(9) of the McKinney-Vento Assistance Act (42 U.S.C. 11360(9)), who:

- Lives in a place not meant for human habitation, a safe haven, or in an emergency shelter, and
- Has been homeless and living as described for at least 12 months* or on at least 4 separate occasions in the last 3 years, as long as the combined occasions equal at least 12 months and each break in homelessness separating the occasions included at least 7 consecutive nights of not living as described.
- An individual who has been residing in an institutional care facility for less, including jail, substance abuse or mental health treatment facility, hospital, or other similar facility, for fewer than 90 days and met all of the criteria of this definition before entering that facility**; or
- A family with an adult head of household (or, if there is no adult in the family, a minor head of household) who meets all of the criteria of this definition, including a family whose composition has fluctuated while the head of household has been homeless.

2. Nashville data gathered from the U.S. Census Bureau at

<https://www.census.gov/quickfacts/fact/table/nashvilledavidsonmetropolitangovernmentbalancetennessee/PST045223>.