

Nashville-Davidson County Point in Time Count 2024



2,094 people

were counted as experiencing homelessness in Nashville on the night of January 25th, 2024.

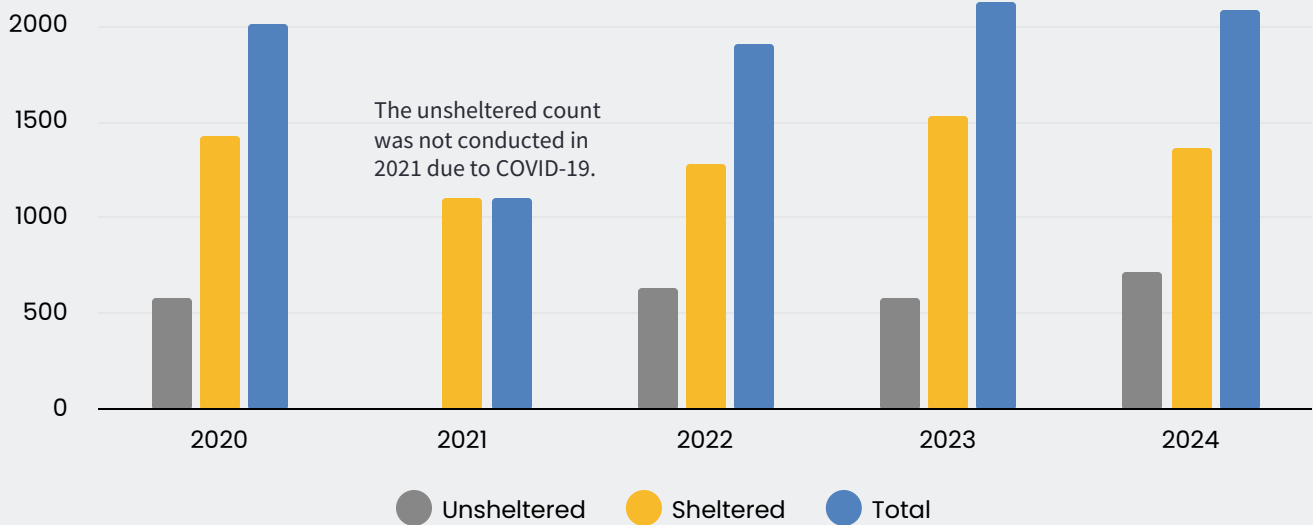
The Point in Time Count is an annual one night count of people experiencing literal homelessness, as defined by the U.S. Department of Housing and Urban Development. This count includes **unsheltered** people who are sleeping outdoors, in vehicles, and in other places not meant for habitation. This count also includes **sheltered** people who are sleeping in emergency shelters and transitional housing. *This count does not include people who are doubled up with friends or family, living in hotels, or people staying in institutions such as jails or hospitals.*



725 unsheltered people



1,369 sheltered people



The total Point in Time Count of 2,094 people is a **1.6% decrease since January 2023**. Additionally:

- The unsheltered count increased by 135 people, or 23%.
- The sheltered count decreased by 170 people, or 11%.

Of the total Count:


94% of households (1,715 households/ 1,789 people) identified were single individuals or adult-only households. 5% of households (98 households/ 302 people) were families with children.


42% are Black or African American

67% are men


12% are veterans


Of the Unsheltered Count:

 82% of people surveyed reported that their last permanent address was in Middle Tennessee.

 Most unsheltered people were staying in encampments (51%), staying on streets or sidewalks (27%), and in vehicles (6%).

 19% of people reported having pets staying with them.

 59% of people were experiencing chronic homelessness.

 48% of people reported having a serious mental illness. 78% of people reported having any disabling condition.