



# Treasurer's Quarterly Report to Metro. Council

04/01/24 - 06/30/24

---

**Michell Bosch**

Metropolitan Treasurer

**Kevin Crumbo**

Director of Finance

# Contents

---

Current Debt Status

Debt Service

Debt Projections



# Current Debt Status

---

General Obligation Debt

Water and Sewer Revenue Debt

Convention Center Authority Debt

Sports Authority Debt



# General Obligation Debt

	Principal	Interest	Total
GO Debt at 04/01/2024	\$ 3,210,725,000	\$ 898,663,782	\$ 4,109,388,782
GO Debt Payments	-	(623,450)	(623,450)
GO Debt at 06/30/2024	<u>\$ 3,210,725,000</u>	<u>\$ 898,040,332</u>	<u>\$ 4,108,765,332</u>
State Loans for Schools at 04/01/2024 <sup>(1)</sup>	\$ 10,857,048	\$ 6,557,572	\$ 17,414,620
State Loan Debt Payments	(670,658)	(541,058)	\$ (1,211,716)
Interest Earned	(213,450)	(9,036)	\$ (222,486)
State Loans as of 06/30/2024	<u>\$ 9,972,940</u>	<u>\$ 6,007,478</u>	<u>\$ 15,980,418</u>

(1) 2009 and 2010 Qualified School Construction Bonds

Source: Treasury Debt Schedules



# GO Commercial Paper

	Principal
GO Commercial Paper at 04/01/2024	\$ 450,000,000
CP Draw 05/13/2024	\$ 50,000,000
CP Draw 06/13/2024	\$ 50,000,000
Total GO Commercial Paper Outstanding at 06/30/2024	<u>\$ 550,000,000</u>
Commercial Paper Interest Payments <sup>(1)</sup>	<u>\$ 4,314,614</u>

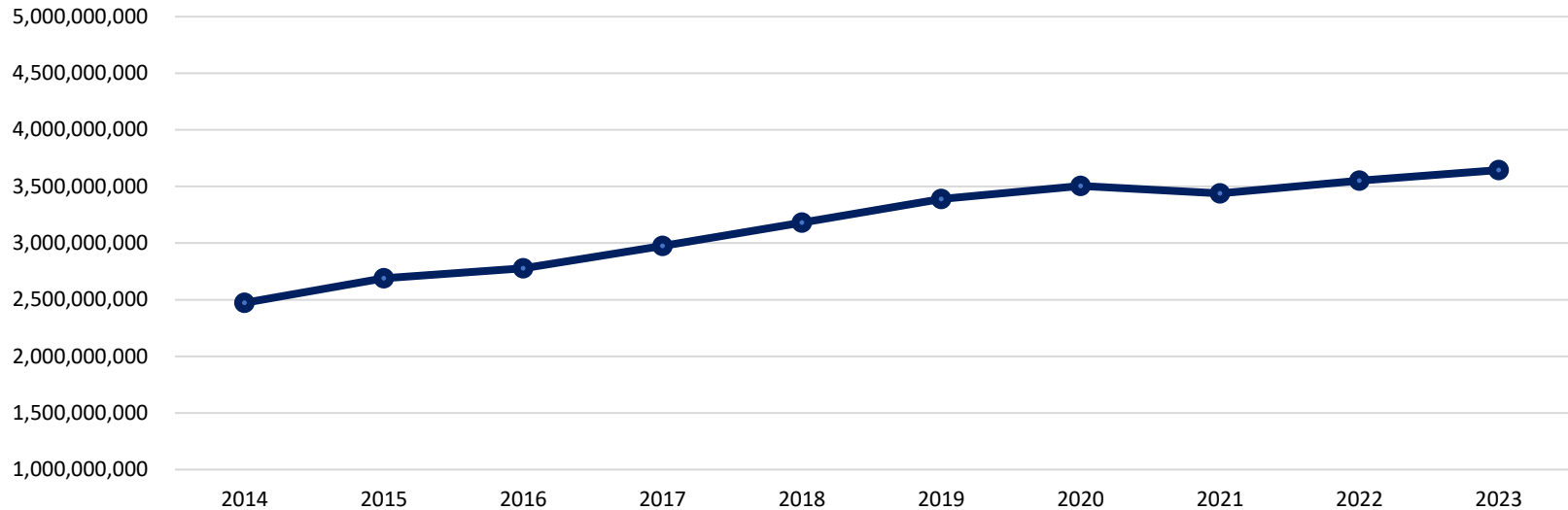
<sup>(1)</sup>Commercial paper interest is variable rate

Source: Treasury Debt Schedules



# 10 Year History of General Obligation Principal Balance

GO Outstanding Bond and Commercial Paper Principal Balance at June 30<sup>th</sup>



Source: Treasury Debt Schedules



# Outstanding Water and Sewer Debt

	Principal	Interest	Total
Water and Sewer Debt at 04/01/2024	\$ 1,217,400,000	\$ 668,544,934	\$ 1,885,944,934
Water and Sewer Debt Payments	-	-	-
Water and Sewer Debt at 06/30/2024	<u>\$ 1,217,400,000</u>	<u>\$ 668,544,934</u>	<u>\$ 1,885,944,934</u>
State Revolving Fund at 04/01/2024	\$ 30,314,906	\$ 978,137	\$ 17,564,976
State Revolving Fund Debt Payments	\$ (164,045)	\$ (28,218)	\$ (192,263)
State Loans as of 06/30/2024	<u>\$ 30,150,861</u>	<u>\$ 949,919</u>	<u>\$ 31,100,780</u>
*WIFIA Loan as of 06/30/2024	<u>315,000,000</u>	<u>217,561,812</u>	<u>532,561,812</u>
Total Water and Sewer Debt at 06/30/2024	<u>\$ 1,562,550,861</u>	<u>\$ 887,056,665</u>	<u>\$ 2,449,607,526</u>

\*Current amount outstanding is zero. First Debt Service Payment is 07/01/2025.

Source: Treasury Debt Schedules



# Water and Sewer Commercial Paper

---

	Principal
Water & Sewer Commercial Paper at 04/01/2024	\$ 206,000,000
CP Draw 04/03/2024	20,000,000
CP Draw 06/17/2024	30,000,000
	<hr/>
Total W&S Commercial Paper Outstanding at 06/30/2024	<u>\$ 256,000,000</u>
	<hr/>
Commercial Paper Interest Payments <sup>(1)</sup>	<u>\$ 1,884,766</u>

<sup>(1)</sup> Commercial paper interest is variable rate

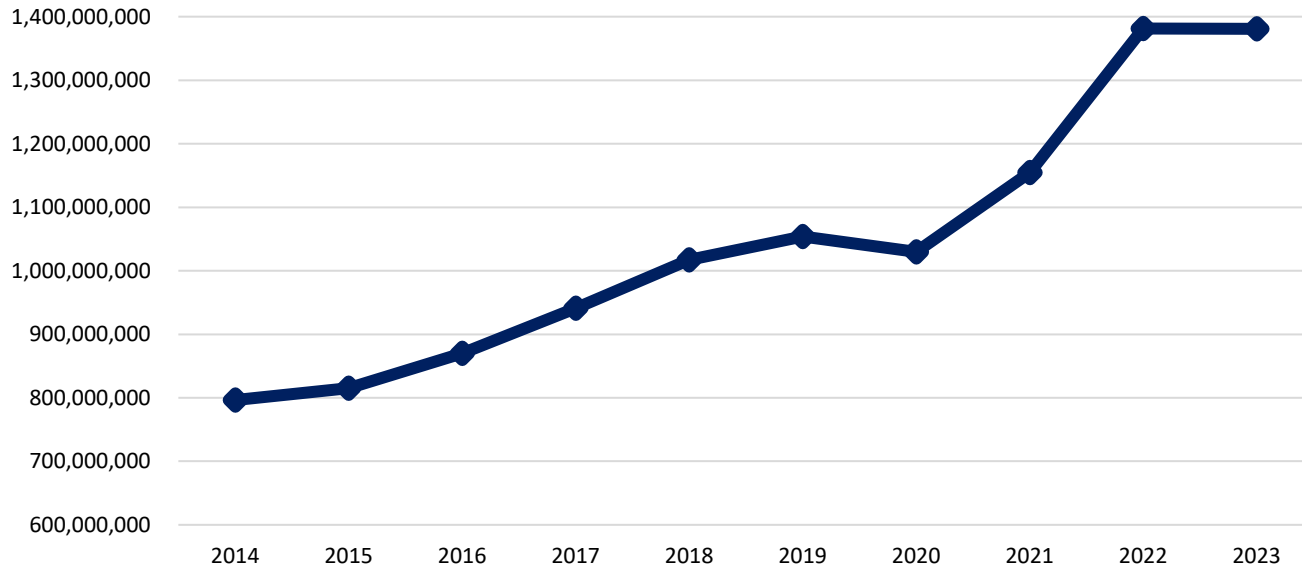
Source: Treasury Debt Schedules





# 10 Year History of Water and Sewer Principal Balance

Outstanding Bond and Commercial Paper Principal Balance at June 30th



Source: Treasury Debt Schedules



# Outstanding Sports Authority Debt

---

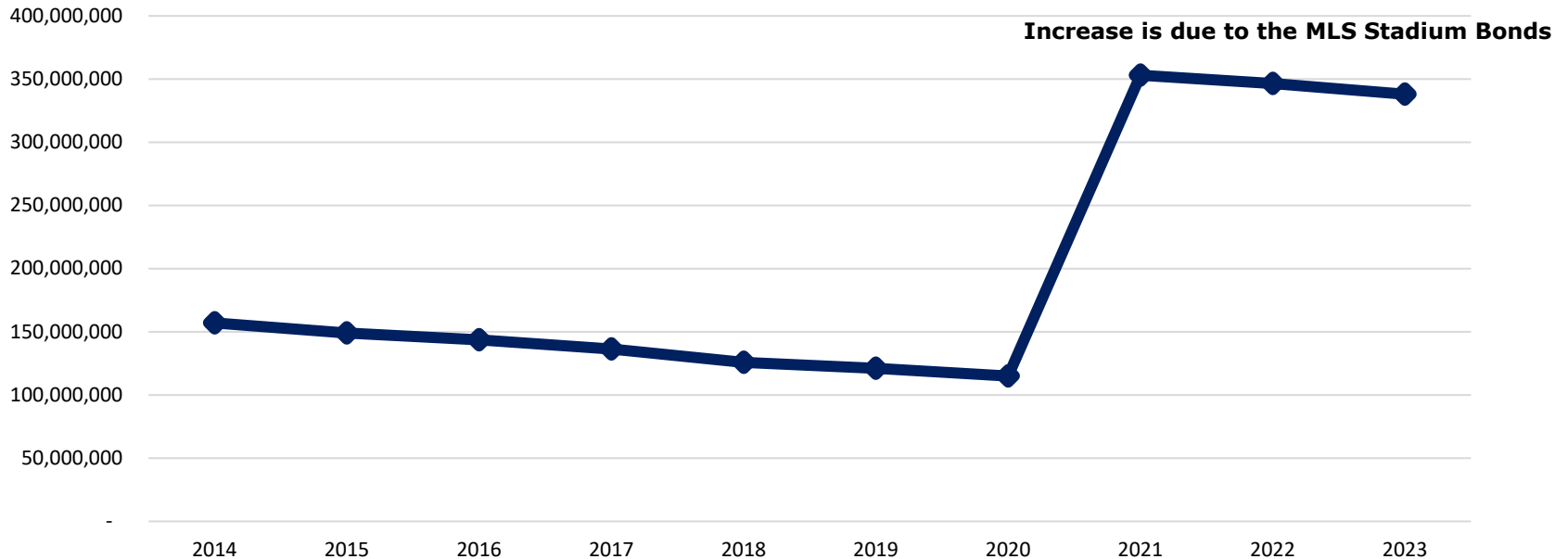
	Principal	Interest	Total
Sports Authority Debt at 04/01/2024	\$ 999,835,000	\$ 964,535,106	\$ 1,964,370,106
Sports Authority Debt Payments	-	-	-
<b>Total Sports Authority Debt at 06/30/2024</b>	<b>\$ 999,835,000</b>	<b>\$ 964,535,106</b>	<b>\$ 1,964,370,106</b>

Source: Treasury Debt Schedules



# 10 Year History of Sports Authority Principal Balance

Outstanding Principal Balance at June 30th



Source: Treasury Debt Schedules



# Outstanding Convention Center Debt

---

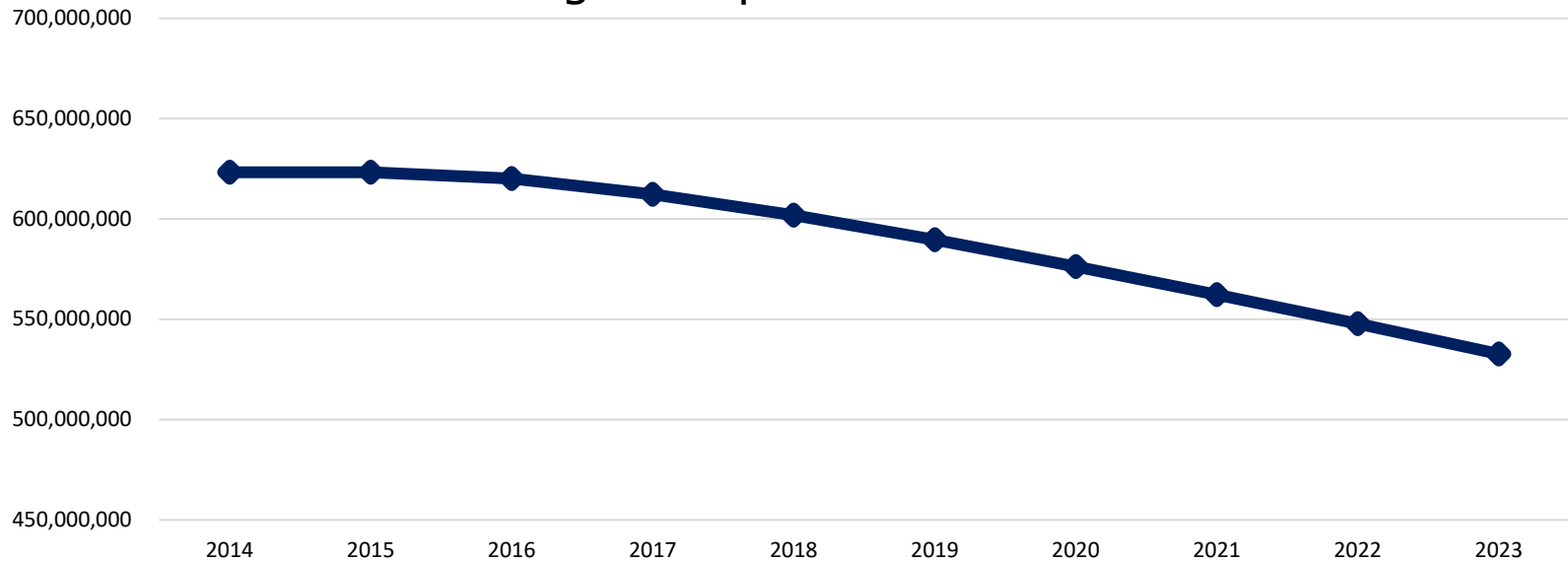
	Principal	Interest	Total
Convention Center Debt at 04/01/2024	\$ 516,830,000	\$ 410,931,217	\$ 927,761,217
Convention Center Debt Payments		-	-
<b>Total Convention Center Debt at 06/30/2024</b>	<b>\$ 516,830,000</b>	<b>\$ 410,931,217</b>	<b>\$ 927,761,217</b>

Source: Treasury Debt Schedules



# 10 Year History of Convention Center Principal Balance

Outstanding Principal Balance at June 30th



Source: Treasury Debt Schedules



# Debt Report

---

## Debt Service

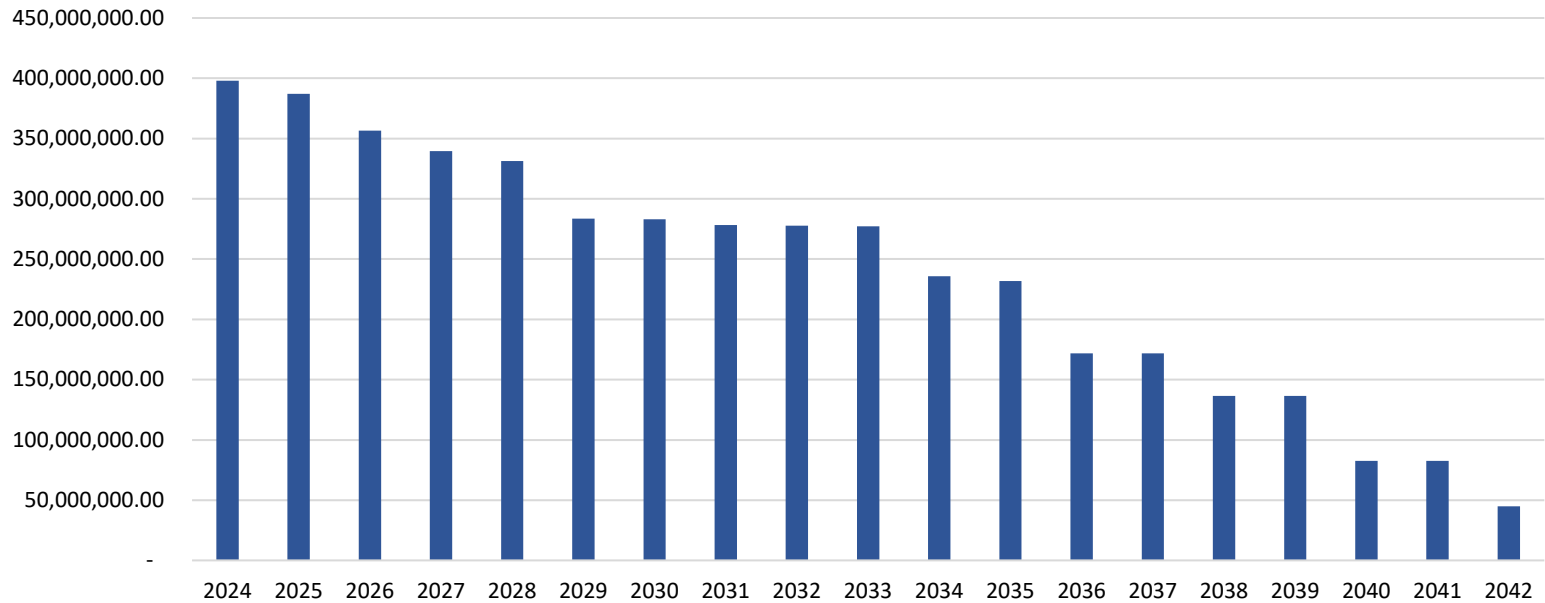


# General Obligation Debt Ratios

Fiscal Year	Debt Per Capita	% Debt Service to Total General Expenditures	Debt Service Coverage
2014	3,715	9.10%	1.5
2015	3,494	9.50%	1.9
2016	3,943	9.20%	1.6
2017	4,410	9.40%	1.4
2018	4,119	10.00%	1.3
2019	4,960	10.50%	1.5
2020	4,546	12.00%	1.9
2021	5,188	11.10%	2.5
2022	4,812	10.80%	2.3
2023	5,350	11.20%	2.6
<b>10 Year Average</b>			
	4,454	10.28%	1.8
<b>Source: 2023 Annual Comprehensive Financial Report</b>			



# Annual General Obligation Debt Service



Source: Treasury Debt Schedules





# Annual General Obligation Debt Service by Bond Issue

Fiscal Year	2010B BAB Series	2012 QECB Series	2012A DES Refunding Series	2012B Refunding Series	2013 Refunding Series	2015A Refunding Series	2015B Refunding Series	2015C Series
2024	14,381,925	216,835	3,035,525	22,347,311	30,649,100	13,308,250	940,745	21,551,325
2025	14,381,925	216,835	3,435,775	29,832,095	30,652,625	13,313,125	940,745	21,549,300
2026	14,381,925	216,835	3,430,775	-	-	10,601,625	7,678,384	21,551,200
2027	28,210,730	216,835	4,265,600	-	-	3,951,375	7,665,390	21,551,875
2028	38,813,052	6,548,417	3,427,400	-	-	-	7,650,303	21,551,250
2029	38,291,838	-	3,416,700	-	-	-	4,149,007	21,550,625
2030	37,748,127	-	3,416,900	-	-	-	4,141,083	-
2031	37,184,777	-	3,412,700	-	-	-	-	-
2032	36,599,506	-	3,409,000	-	-	-	-	-
2033	35,994,889	-	3,399,625	-	-	-	-	-
2034	35,363,500	-	3,397,875	-	-	-	-	-
2035	34,707,914	-	-	-	-	-	-	-
2036								
2037								
2038								
2039								
2040								
2041								
2042								
<b>Total</b>	<b>366,060,108</b>	<b>7,415,757</b>	<b>38,047,875</b>	<b>52,179,406</b>	<b>61,301,725</b>	<b>41,174,375</b>	<b>33,165,657</b>	<b>129,305,575</b>

Source: Treasury Debt Schedules



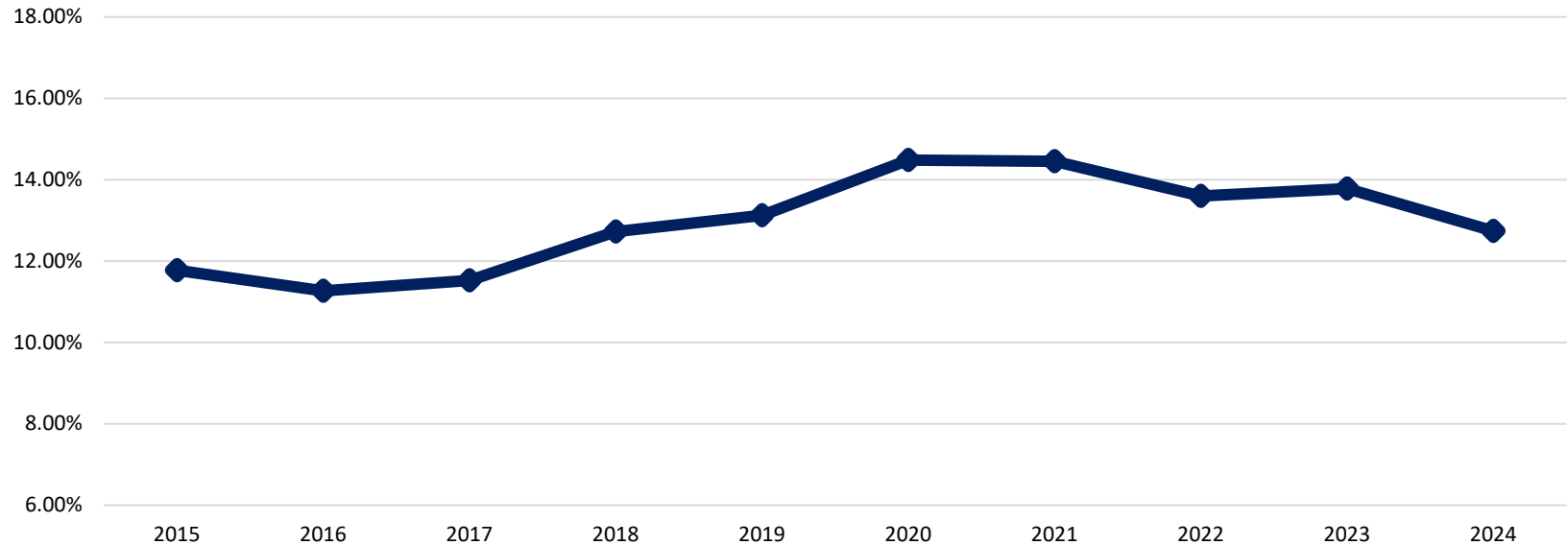
# Annual General Obligation Debt Service by Bond Issue (Continued)

Fiscal Year	2016	2021A			2021B			Total All Bonds		
	Refunding Series	2017 Series	2018 Series	Refunding Series	Refunding Series	2021C Series	2022A Series	2022B Series		
2024	40,724,250	35,286,988	53,815,475	30,827,250	48,297,007	37,831,975	24,165,850	20,694,100	398,073,911	
2025	45,055,250	35,285,988	53,816,600	16,852,750	39,016,209	37,831,975	24,163,450	20,698,700	387,043,347	
2026	42,320,250	35,287,613	53,817,725	9,356,625	75,128,108	37,831,225	24,163,650	20,697,700	356,463,640	
2027	39,998,250	35,288,744	53,815,350	3,013,500	58,960,885	37,832,225	24,165,650	20,695,700	339,632,109	
2028	38,310,250	35,287,300	53,815,725		43,146,846	37,832,225	24,165,650	20,697,100	331,245,518	
2029	38,308,750	35,287,200	53,819,000		6,067,186	37,828,475	24,164,050	20,696,100	283,578,931	
2030	38,306,000	35,286,900	53,815,775		27,620,590	37,828,225	24,166,850	20,697,100	283,027,549	
2031	38,309,250	35,289,700	53,817,900		27,621,318	37,828,225	24,163,350	20,694,300	278,321,520	
2032	16,200,000	35,288,900	53,816,525		49,732,739	37,830,825	24,165,100	20,697,100	277,739,695	
2033	15,600,000	35,287,800	53,816,900		50,333,863	37,832,625	24,164,100	20,694,500	277,124,302	
2034	-	35,289,500	53,815,500		25,336,606	37,830,775	24,163,350	20,695,900	235,893,006	
2035	-	35,287,100	53,817,400		25,339,277	37,831,175	24,162,600	20,695,300	231,840,766	
2036		35,288,600	53,817,300			37,832,925	24,166,400	20,696,900	171,802,125	
2037		35,286,900	53,817,300			37,832,125	24,166,800	20,695,400	171,798,525	
2038			53,819,300			37,831,000	24,162,800	20,695,400	136,508,500	
2039			53,815,200			37,832,000	24,163,400	20,695,000	136,505,600	
2040						37,829,000	24,162,200	20,697,400	82,688,600	
2041						37,831,800	24,163,000	20,696,400	82,691,200	
2042							24,164,400	20,696,000	44,860,400	
<b>Total</b>	<b>353,132,250</b>	<b>494,029,231</b>	<b>861,068,975</b>	<b>60,050,125</b>	<b>476,600,633</b>	<b>680,958,800</b>	<b>459,122,650</b>	<b>393,226,100</b>	<b>4,506,839,244</b>	

Source: Treasury Debt Schedules



# Total General Obligation Debt Service as a Percentage of Operating Budget



Source: Treasury Debt Schedules



# Debt Report

---

# Debt Projections



# GO Authorized/Un-Bonded Debt

---

Approved Capital Spending Plans Authorizing the Issuance of General Obligation Bonds

Prior Approved Capital Spending	\$ 5,700,774,977
Total Prior Bonds Issued	(3,539,900,000)
Total Authorized/Un-Bonded Debt at 06/30/2024	<u>\$ 2,160,874,977</u>

These amounts include all authorized & de-authorized capital spending plans and bonds issued since 2009

Source: Treasury Debt Schedules



# Water & Sewer Authorized/Un-Bonded Debt

---

Approved Capital Spending Plans Authorizing the Issuance of Water and Sewer Bonds

Prior Approved Capital Spending	\$ 2,315,000,000
Total Prior Bonds Issued	(1,554,655,000)
Total Authorized/Un-Bonded Debt at 06/30/2024	<u>760,345,000</u>

These amounts include all authorized & de-authorized capital spending plans and bonds issued since 2009

Source: Treasury Debt Schedules



# Commercial Paper

---

Commercial paper is used as a form of bond anticipation notes

Notes are issued as needed not to exceed authorized limits

Funds can only be spent on projects previously approved in capital spending plans

Provides lower cost interim financing until long-term bonds are issued

Only a financing method – not additional spending authority



# Commercial Paper (Continued)

---

Interest rates on commercial paper notes ranged from 3.55% to 4.00% for new issues and rolls during the quarter

As of June 30, 2024 outstanding GO CP is \$550 million

As of June 30, 2024 outstanding W&S CP is \$256 million

Projecting GO Bond Issue in Fall of 2024 to take out \$650 million of commercial paper

Projecting GO Bond Issue in Spring of 2026 to take out \$650 million of commercial paper

Projecting GO Bond Issue in Fall of 2027 to take out \$650 million of commercial paper

Projecting GO Bond Issue in Spring of 2028 to take out \$200 million of commercial paper

\*Projection of bond issues based on historical commercial paper spending and does not contemplate CSP





# Future Debt Service to Fund Existing Authorizations

Period Ending	Existing Debt Service (1)	Projected GO Bonds Series 2024 (2)	Projected GO Bonds Series 2026 (2)	Projected GO Bonds Series 2027 (2)	Projected GO Bonds Series 2028 (2)	Aggregate Debt Service
6/30/2024	\$ 398,073,912	\$ -	\$ -	\$ -	\$ -	\$ 398,073,912
6/30/2025	387,043,347	6,046,471	-	-	-	393,089,817
6/30/2026	356,463,640	49,428,500	-	-	-	405,892,140
6/30/2027	339,632,109	49,431,800	20,877,018	-	-	409,940,926
6/30/2028	331,245,518	49,428,675	35,285,100	3,107,318	-	419,066,611
6/30/2029	283,578,931	49,426,650	52,705,100	53,858,600	7,822,317	447,391,598
6/30/2030	283,027,549	49,427,700	52,704,900	53,860,075	11,882,000	450,902,224
6/30/2031	278,321,520	49,428,525	52,707,000	53,856,875	17,027,000	451,340,920
6/30/2032	277,739,695	49,430,825	52,702,500	53,860,100	17,027,575	450,760,695
6/30/2033	277,124,302	49,431,025	52,702,800	53,859,875	17,031,375	450,149,377
6/30/2034	235,893,006	49,430,550	52,703,400	53,856,650	17,031,775	408,915,381
6/30/2035	231,840,766	49,430,550	52,704,800	53,860,550	17,027,475	404,864,141
6/30/2036	171,802,125	49,426,900	52,707,200	53,860,725	17,027,175	344,824,125
6/30/2037	171,798,525	49,430,475	52,705,500	53,856,650	17,028,925	344,820,075
6/30/2038	136,508,500	49,431,325	52,704,600	53,857,475	17,030,775	309,532,675
6/30/2039	136,505,600	49,429,775	52,703,800	53,856,375	17,030,775	309,526,325
6/30/2040	82,688,600	49,430,875	52,707,100	53,856,525	17,026,975	255,710,075
6/30/2041	82,691,200	49,429,125	52,702,900	53,860,450	17,027,425	255,711,100
6/30/2042	44,860,400	49,429,025	52,704,900	53,860,025	17,029,525	217,883,875
6/30/2043	-	49,429,525	52,705,600	53,857,125	17,030,675	173,022,925
6/30/2044	-	49,429,300	52,707,500	53,857,975	17,028,275	173,023,050
6/30/2045	-	49,426,750	52,702,500	53,857,825	17,029,725	173,016,800
6/30/2046	-	-	52,702,500	53,856,600	17,026,775	123,585,875
6/30/2047	-	-	52,703,200	53,858,575	17,026,500	123,588,275
6/30/2048	-	-	-	53,857,050	17,030,325	70,887,375
6/30/2049	-	-	-	-	17,029,350	17,029,350
	<u>\$ 4,506,839,244</u>	<u>\$ 994,634,346</u>	<u>\$ 1,057,549,918</u>	<u>\$ 1,080,273,418</u>	<u>\$ 343,252,717</u>	<u>\$ 7,982,549,641</u>

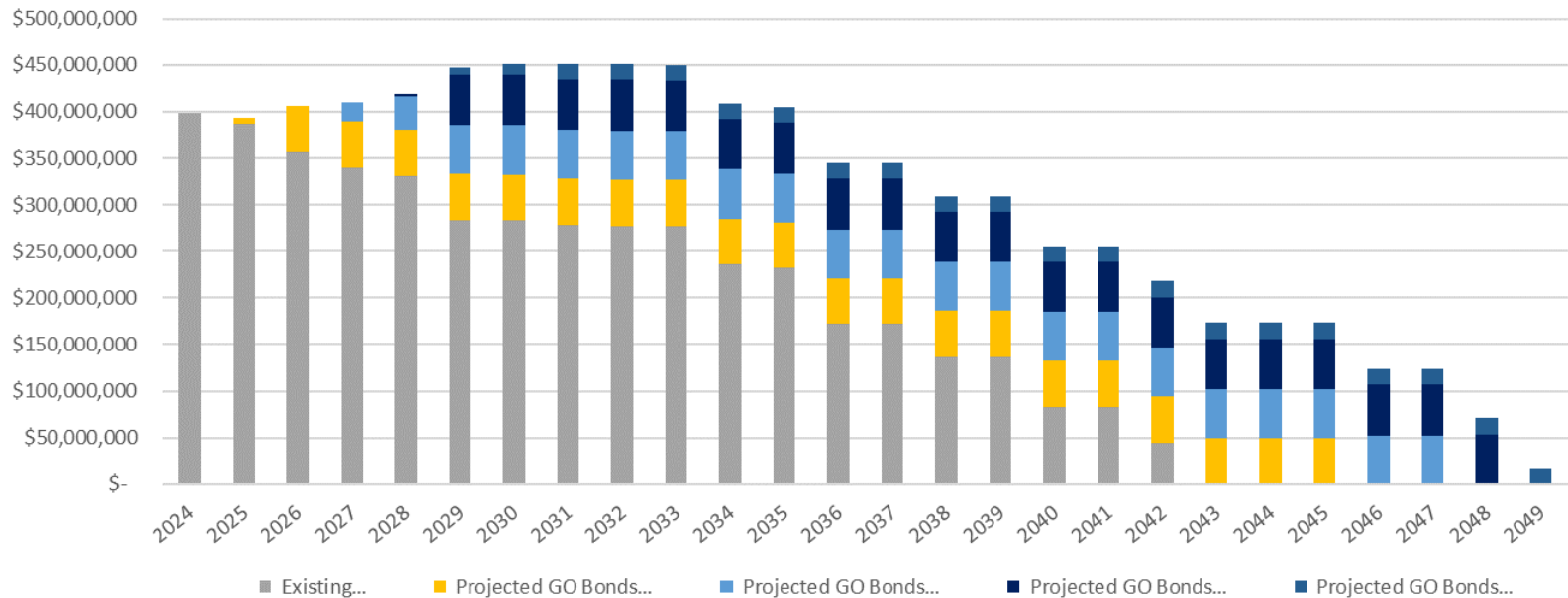
(1) Reflects full FY 2024 existing debt.

(2) These numbers are based on preliminary analysis done July 10th, 2024 and are subject to change.

Source: Hilltop Securities



# Future Debt Service to Fund Existing Authorizations (Cont.)



(1) Reflects full FY 2024 existing debt.

(2) These numbers are based on preliminary analysis done July 10, 2024 and are subject to change.

Source: Hilltop Securities



**Metropolitan Government of Nashville and Davidson County**  
**Quarterly Financial Updates**  
**Inception through June 2024**  
**General Obligation Capital Projects**

Department Description	Business Unit Description	Fund Number	Business Unit / Job #	Project Approval Date	Fund Description	Budget	Period Actual Amount	YTD Actual	Inception to Date Actual	Encumbrnc Amount	Remaining Balance	Notes
Administrative	ADM GSD Contingency CF to FY10	40009	01401010	6/10/2009	GSD FY10 Capital Projects Fund	169,187	0	0	169,187	0	0	
Administrative	ADM GSD Cap Recall Contingency	40009	01401210	6/10/2009	GSD FY10 Capital Projects Fund	0	0	0	0	0	0	
Administrative	x-ADM ADA Compliance Projects	40009	01403010	6/10/2009	GSD FY10 Capital Projects Fund	1,090,331	0	0	1,090,331	0	0	
Administrative	x-ADM CJC Renovation	40009	01405010	6/10/2009	GSD FY10 Capital Projects Fund	2,086,643	0	0	1,586,643	0	500,000	
Administrative	x-ADM Energy RetroFit Projects	40009	01406010	6/10/2009	GSD FY10 Capital Projects Fund	1,920,144	0	0	1,920,144	0	0	
Administrative	x-ADM AABirch Closeout	40009	01407010	6/10/2009	GSD FY10 Capital Projects Fund	1,358,477	0	0	1,358,477	0	0	
Administrative	x-ADM City Hall Closeout	40009	01408010	6/10/2009	GSD FY10 Capital Projects Fund	9,510	0	0	9,510	0	0	
Administrative	ADM Major Maint Facilities	40009	01409010	6/10/2009	GSD FY10 Capital Projects Fund	701,381	0	0	701,381	0	0	
Administrative	x-ADM Fulton CF to FY10	40009	01410010	6/10/2009	GSD FY10 Capital Projects Fund	25,553,119	0	0	25,553,119	0	0	
Administrative	ADM Metro Southeast	40009	01411010	6/10/2009	GSD FY10 Capital Projects Fund	768,643	0	0	768,643	0	0	
Administrative	x-ADM Temp Train E911	40009	01413010	6/10/2009	GSD FY10 Capital Projects Fund	548,642	0	0	548,642	0	0	
Administrative	x-ADM Courthouse Closeout	40009	01414010	6/10/2009	GSD FY10 Capital Projects Fund	248,637	0	0	248,637	0	0	
Administrative	x-ADM Relocation Costs	40009	01415010	6/10/2009	GSD FY10 Capital Projects Fund	1,560	0	0	1,560	0	0	
Administrative	x-ADM Roofing Projects	40009	01416010	6/10/2009	GSD FY10 Capital Projects Fund	2,289,775	0	0	2,289,775	0	0	
Administrative	x-ADM Fulton Addi Infrast FY10	40009	01418010	6/10/2009	GSD FY10 Capital Projects Fund	1,050,000	0	0	1,050,000	0	0	
Administrative	ADM GSD Contingency CF to FY11	40011	01401011	9/27/2010	GSD FY11 Capital Projects Fund	0	0	0	0	0	0	
Administrative	ADM GSD Cap Recall Contingency	40011	01401211	9/27/2010	GSD FY11 Capital Projects Fund	0	0	0	0	0	0	
Administrative	x-ADM Peterbilt Projects	40011	01410011	9/27/2010	GSD FY11 Capital Projects Fund	16,000,000	0	0	16,000,000	0	0	
Administrative	x-ADM Hickory Hollow Projects	40011	01411011	9/27/2010	GSD FY11 Capital Projects Fund	17,997,991	0	0	17,997,991	0	0	
Administrative	ADM Admin projects Recall	40011	01412011	9/27/2010	GSD FY11 Capital Projects Fund	121,120	(4,179)	(4,179)	116,941	4,179	0	
Administrative	ADM GSD FY13 Cap Contingency	40013	01401013	6/19/2012	GSD FY13 Capital Projects Fund	0	0	0	0	0	0	
Administrative	x-ADM Deferred Maint EvalRecall	40013	01401313	6/19/2012	GSD FY13 Capital Projects Fund	77,000	0	0	77,000	0	0	
Administrative	x-ADM EconDev CapitolViewRecall	40013	01401413	6/19/2012	GSD FY13 Capital Projects Fund	724,416	0	0	724,417	0	(1)	
Administrative	ADM GSD FY14 Cap Contingency	40014	01401014	6/12/2013	GSD FY14 Capital Projects	0	0	0	0	0	0	
Administrative	ADM GSD Cap Recall Contingency	40014	01401214	6/12/2013	GSD FY14 Capital Projects	(251)	0	0	(251)	0	0	
Administrative	ADM GSD FY15 Cap Contingency	40015	01401015	6/18/2014	GSD FY15 Capital Projects	0	0	0	0	0	0	
Administrative	ADM GSD FY16 Cap Contingency	40016	01401016	6/10/2015	GSD FY16 Capital Projects	4,481,524	0	0	0	0	4,481,524	
Administrative	ADM GSD Cap Recall Contingency	40016	01401216	6/10/2015	GSD FY16 Capital Projects	0	0	0	0	0	0	
Administrative	x-ADM Nash State Comm Donelson	40016	01405016	6/10/2015	GSD FY16 Capital Projects	1,000,000	0	0	1,000,000	0	0	
Administrative	ADM Nash State Comm Madison	40016	01406016	6/10/2015	GSD FY16 Capital Projects	1,000,000	0	0	1,000,000	0	0	
Administrative	ADM GSD FY17 Cap Contingency	40017	01401017	6/22/2016	GSD FY17 Capital Projects	0	0	0	0	0	0	
Administrative	ADM GSD FY17 Cap Contingency	40018	01401017	6/14/2017	GSD FY18 Capital Projects	0	0	0	0	0	0	
Administrative	ADM GSD FY18 Cap Contingency	40018	01401018	6/14/2017	GSD FY18 Capital Projects	0	0	0	0	0	0	
Administrative	ADM GSD Cap Recall Contingency	40018	01401211	3/3/2021	GSD FY18 Capital Projects	0	0	0	0	0	0	
Administrative	ADM Affordable Housing	40018	01403018	6/10/2009	GSD FY18 Capital Projects	25,292,000	33,066	13,143,972	25,170,402	119,170	2,428	
Administrative	ADM GSD FY21 Cap Contingency	40021	01401021	3/3/2021	GSD FY21 Cap Projs RS2021-757	6,353,900	0	0	0	0	6,353,900	
Administrative	ADM GSD FY22 Capt Proj Contingency	40022	01401022	12/8/2021	GSD FY22 Cap Projs RS2021-120	7,894,500	0	0	0	0	7,894,500	
Administrative	ADM GSD FY23 Capt Proj Contingency	40023	01400023	2/21/2023	GSD FY23 Cap Projs RS2023-197	18,000,000	0	0	0	0	18,000,000	
Administrative	ADM Participatory Budget / N Nashville	40023	01401023	2/21/2023	GSD FY23 Cap Projs RS2023-197	2,000,000	0	0	0	0	2,000,000	

Metropolitan Government of Nashville and Davidson County  
 Quarterly Financial Updates  
 Inception through June 2024  
 General Obligation Capital Projects

Department Description	Business Unit Description	Fund Number	Business Unit / Job #	Project Approval Date	Fund Description	Budget	Period Actual Amount	YTD Actual	Inception to Date Actual	Encumbrnc Amount	Remaining Balance	Notes
Administrative	ADM GSD FY24 Capt Proj Contingency	40024	01401024	2/21/2024	GSD FY24 Cap Projs RS2024-194	17,000,000	0	0	0	0	17,000,000	
Administrative	ADM EconDev CapitolView-Recall	40109	01406310	2/12/2013	GSD FY10 Self-funding Cap Proj	1,346,982	0	0	786,340	0	560,642	
Administrative	x-ADM Cap Proj Nash State Comm	40111	01405011	2/12/2013	X-GSD Cap Proj Nash St CommCc	1,000,000	0	0	1,000,000	0	0	
Administrative	ADM GSD FY13B CapContingency	40113	01401113	2/12/2013	GSD FY13B Capital Projects	0	0	0	0	0	0	
Administrative	ADM EconDev CapitolView-Recall	40113	01402313	11/22/2017	GSD FY13B Capital Projects	1,145,160	0	0	1,145,160	0	0	
Administrative	ADM GSD Bridge Planning	40113	01421113	10/22/2018	GSD FY13B Capital Projects	200,000	0	0	185,175	0	14,825	
Administrative	ADM GSD FY18B Cap Contingency	40118	01401118	6/10/2009	GSD FY18B Capital Projects	163,125	0	0	0	0	163,125	
Administrative	ADM GSD FY19B Cap Contingency	40119	01401119	6/10/2009	GSD FY19B Capital Projects	0	0	0	0	0	0	
Administrative	ADM GSD FY22B Cap Contingency	40122	01401122	3/25/2022	GSD FY22B Capital Projects	2,000,000	0	0	0	0	2,000,000	
Administrative	x-ADM Deferred Maint EvalRecall	40209	01407310	3/18/2020	GSD FY10 Non-BAB Capital Projs	63,081	0	0	63,081	0	0	
Administrative	x-ADM Relocation Costs	40209	01415510	6/10/2009	GSD FY10 Non-BAB Capital Projs	91,524	0	0	91,524	0	0	
Administrative	ADM GSD FY20B Cap Proj Contingency	40220	01431220	6/10/2009	GSD FY20B Cap Projs RS2020-21	3,591,600	0	0	0	0	3,591,600	
Administrative	ADM GSD S/F Cap Recall Conting	40401	01440201	9/27/2010	GSD GSR FY10 SF 800 MHzUpgrd	152,131	0	0	0	0	152,131	
Administrative	ADM USD Contingency CF to FY11	48011	01402011	2/12/2013	USD FY11 Capital Projects Fund	6,879	0	0	6,879	0	0	
	<b>ADMINISTRATIVE TOTALS</b>					<b>165,498,732</b>	<b>28,887</b>	<b>13,139,793</b>	<b>102,660,709</b>	<b>123,349</b>	<b>62,714,674</b>	
Election Comm	x-ELE Votor Reg Systems	40009	05401010	6/10/2009	GSD FY10 Capital Projects Fund	42,375	0	0	42,375	0	0	
Election Comm	ELE Voting Machine Replacement	40119	05400119	6/10/2009	GSD FY19B Capital Projects	3,000,000	(111,490)	0	1,499,845	111,490	1,388,665	
	<b>ELECTION COMMISSION TOTALS</b>					<b>3,042,375</b>	<b>(111,490)</b>	<b>0</b>	<b>1,542,220</b>	<b>111,490</b>	<b>1,388,665</b>	
Planning Comm	PLA Neighbrhd Planning & Infrstr Studies	40021	07401021	3/3/2021	GSD FY21 Cap Projs RS2021-757	900,000	0	28,084	311,233	1,267	587,500	
Planning Comm	PLA EastBk Planning-OpenSpace&Infr S	40021	07402021	3/3/2021	GSD FY21 Cap Projs RS2021-757	538,000	0	0	538,000	0	0	
Planning Comm	PLA Nghbrhood Plan'g & Infrstrctr Stud	40022	07401022	12/8/2021	GSD FY22 Cap Projs RS2021-120	2,000,000	12,780	270,118	985,015	334,105	680,880	
Planning Comm	PLA 1st Ave, 2nd Ave & Riverfront Park	40022	07402022	12/8/2021	GSD FY22 Cap Projs RS2021-120	20,000,000	3,851,246	11,142,192	14,344,412	0	5,655,588	
Planning Comm	PLA Global Mall - Infrstrctr Coordntn	40022	07403022	12/8/2021	GSD FY22 Cap Projs RS2021-120	1,000,000	9,995	27,981	590,782	13,548	395,670	
Planning Comm	PLA East Bnk Infr Prgm Mgmt / Coord	40023	07401023	2/21/2023	GSD FY23 Cap Projs RS2023-197	5,000,000	0	402,370	402,370	1,771,305	2,826,325	
Planning Comm	PLA Neighbrhd Planning & Infrstr Study	40023	07402023	2/21/2023	GSD FY23 Cap Projs RS2023-197	1,000,000	44,688	87,020	87,020	463,983	448,997	
Planning Comm	PLA UrbanCore Multimdl & Corr Plan	40023	07403023	2/21/2023	GSD FY23 Cap Projs RS2023-197	500,000	0	0	0	0	500,000	
Planning Comm	PLA Plan&Design-Multipurp Bldgs/Surpl	40023	07404023	2/21/2023	GSD FY23 Cap Projs RS2023-197	500,000	79,455	83,433	83,432	190,598	225,970	
Planning Comm	PLA East Bnk Infr Prgm Mgmt / Coord	40024	07401024	2/21/2024	GSD FY24 Cap Projs RS2024-194	5,000,000	0	0	0	0	5,000,000	
Planning Comm	PLA Plan&Design-Multipurp Bldgs/Surpl	40024	07402024	2/21/2024	GSD FY24 Cap Projs RS2024-194	2,000,000	0	0	0	0	2,000,000	
	<b>PLANNING COMMISSION TOTALS</b>					<b>38,438,000</b>	<b>3,998,164</b>	<b>12,041,198</b>	<b>17,342,264</b>	<b>2,774,806</b>	<b>18,320,930</b>	
General Services	x-GSR Fleet Management	40009	10403010	6/10/2009	GSD FY10 Capital Projects Fund	161,826	0	0	161,826	0	0	
General Services	x-GSR Storm Sirens	40009	10404010	6/10/2009	GSD FY10 Capital Projects Fund	92,549	0	0	92,549	0	0	
General Services	x-GSR Howard Office Bldg FF&E	40011	10401011	9/27/2010	GSD FY11 Capital Projects Fund	3,000,000	0	0	3,000,000	0	0	

**Metropolitan Government of Nashville and Davidson County**  
**Quarterly Financial Updates**  
**Inception through June 2024**  
**General Obligation Capital Projects**

Department Description	Business Unit Description	Fund Number	Business Unit / Job #	Project Approval Date	Fund Description	Budget	Period Actual Amount	YTD Actual	Inception to Date Actual	Encumbrnc Amount	Remaining Balance	Notes
General Services	x-GSR Clifford Allen Renovation	40011	10402011	9/27/2010	GSD FY11 Capital Projects Fund	2,206,779	0	0	2,206,779	0	0	
General Services	GSR Misc Building Improvements	40011	10403011	9/27/2010	GSD FY11 Capital Projects Fund	4,750,000	0	0	4,750,000	0	0	
General Services	x-GSRHighland Heights Renovatio	40011	10404011	9/27/2010	GSD FY11 Capital Projects Fund	10,000,000	0	0	10,000,000	0	0	
General Services	x-GSR North Nash Infrastructure	40011	10405011	9/27/2010	GSD FY11 Capital Projects Fund	3,680,000	0	0	3,680,000	0	0	
General Services	x-GSRMisc Building Improvements	40013	10403013	6/19/2012	GSD FY13 Capital Projects Fund	12,125,000	0	0	12,125,000	0	0	
General Services	x-GSR Upgrd Weather WarningSyst	40013	10405013	6/19/2012	GSD FY13 Capital Projects Fund	1,997,505	0	0	1,997,505	0	0	
General Services	x-GSR Infrastructure	40013	10406013	6/19/2012	GSD FY13 Capital Projects Fund	472,613	0	0	472,613	0	0	
General Services	GSR Misc Building Improvements	40014	10403014	6/12/2013	GSD FY14 Capital Projects	19,823,652	0	0	19,823,652	0	0	
General Services	GSR One Stop Permit Center	40014	10410014	6/12/2013	GSD FY14 Capital Projects	2,615,941	0	0	2,615,941	0	0	
General Services	x-GSR Initial Planning New ECC	40014	10411014	6/12/2013	GSD FY14 Capital Projects	200,000	0	0	200,000	0	0	
General Services	x-GSR North Nashville Greenway	40014	10412014	6/12/2013	GSD FY14 Capital Projects	5,600,000	0	0	5,600,000	0	0	
General Services	GSR Roofing/Building Maintenanc	40015	10401015	6/18/2014	GSD FY15 Capital Projects	6,393,013	0	0	6,393,203	0	(190)	**
General Services	GSR Energy Improvements	40015	10402015	6/18/2014	GSD FY15 Capital Projects	3,515,263	0	16,740	3,515,263	0	0	
General Services	x-GSRJudicial Campus Master Pla	40015	10403015	6/18/2014	GSD FY15 Capital Projects	1,500,000	0	0	1,500,000	0	0	
General Services	GSR Farmers Mkt Upgrade	40015	10404015	6/18/2014	GSD FY15 Capital Projects	500,000	0	0	500,000	0	0	
General Services	x-GSR POL/FIR Training Academy	40015	10405015	6/18/2014	GSD FY15 Capital Projects	1,000,000	0	0	1,000,000	0	0	
General Services	x-GSR So Nashville HeadSt Study	40016	10401016	6/10/2015	GSD FY16 Capital Projects	23,945	0	0	23,945	0	0	
General Services	x-GSR Nashville Int'l Academy	40016	10402016	6/10/2015	GSD FY16 Capital Projects	730,000	0	0	730,000	0	0	
General Services	GSR Building Rehab/Maintenance	40016	10403016	6/10/2015	GSD FY16 Capital Projects	6,322,000	0	0	6,322,000	0	0	
General Services	GSR DCSO Jail / CJC Renovation	40016	10404016	6/10/2015	GSD FY16 Capital Projects	112,040,000	0	0	112,040,000	0	0	
General Services	x-GSR CJC Relocate-Leases	40016	10406016	6/10/2015	GSD FY16 Capital Projects	50,000	0	0	50,000	0	0	
General Services	x-GSR CJC Relocate-IT Equip	40016	10407016	6/10/2015	GSD FY16 Capital Projects	1,054,610	0	0	1,054,610	0	0	
General Services	x-GSR CJC Relocate-Move	40016	10408016	6/10/2015	GSD FY16 Capital Projects	240,413	0	0	240,413	0	0	
General Services	x-GSR LIB Parking Garage Upgrad	40016	10409016	6/10/2015	GSD FY16 Capital Projects	1,800,000	0	0	1,800,000	0	0	
General Services	GSR Police Headquarters	40017	10401017	6/22/2016	GSD FY17 Capital Projects	26,668,400	0	0	26,668,400	0	0	
General Services	GSR Sheriff Admin Offices	40017	10403017	6/22/2016	GSD FY17 Capital Projects	19,093,435	0	0	19,093,435	0	0	
General Services	GSR Major Fleet	40017	10404017	6/22/2016	GSD FY17 Capital Projects	15,000,000	0	0	15,000,000	0	0	
General Services	GSR New Firehalls	40017	10405017	6/22/2016	GSD FY17 Capital Projects	9,738,623	0	0	9,738,623	0	0	
General Services	GSR Criminal Justice Center	40017	10406017	6/22/2016	GSD FY17 Capital Projects	20,000,000	0	0	20,000,000	0	0	
General Services	GSR A A Birch Renovate	40017	10407017	6/22/2016	GSD FY17 Capital Projects	3,000,000	0	1,084,056	2,989,155	9,328	1,517	
General Services	GSR Farmers Market	40017	10408017	6/22/2016	GSD FY17 Capital Projects	3,000,000	14,954	14,954	2,985,618	2,614	11,768	
General Services	GSR Misc Building Repairs	40017	10409017	6/22/2016	GSD FY17 Capital Projects	5,000,000	0	0	5,000,000	0	0	
General Services	GSR Juvenile Justice Ctr MPlan	40017	10411017	6/22/2016	GSD FY17 Capital Projects	1,000,000	2,371	23,149	760,126	225,701	14,173	
General Services	x-GSR Police Headquarters-ITS	40017	10441017	6/22/2016	GSD FY17 Capital Projects	1,331,600	0	0	1,331,600	0	0	
General Services	GSR Sheriff Admin Offices-ITS	40017	10443017	6/22/2016	GSD FY17 Capital Projects	906,565	0	0	906,565	0	0	
General Services	GSR New Firehalls-5 BAY ITS	40017	10445017	6/22/2016	GSD FY17 Capital Projects	129,981	0	0	129,981	0	0	
General Services	GSR New Firehalls-3 BAY ITS	40017	10445117	6/22/2016	GSD FY17 Capital Projects	131,396	0	0	131,396	0	0	
General Services	GSR A A Birch Renovate-ITS	40017	10447017	6/22/2016	GSD FY17 Capital Projects	0	0	0	0	0	0	
General Services	GSR Fleet Additions / Replcmts	40018	10401018	6/14/2017	GSD FY18 Capital Projects	4,999,735	0	0	4,999,735	0	0	

**Metropolitan Government of Nashville and Davidson County**  
**Quarterly Financial Updates**  
**Inception through June 2024**  
**General Obligation Capital Projects**

Department Description	Business Unit Description	Fund Number	Business Unit / Job #	Project Approval Date	Fund Description	Budget	Period Actual Amount	YTD Actual	Inception to Date Actual	Encumbrnc Amount	Remaining Balance	Notes
General Services	GSR ECC/JJC Ctrs-Plan/ Design	40018	10402018	6/14/2017	GSD FY18 Capital Projects	1,705,426	145,767	247,860	688,980	158,140	858,306	
General Services	GSR Public Works Relocation	40018	10403018	6/14/2017	GSD FY18 Capital Projects	794,574	0	0	794,574	0	0	
General Services	GSR OFM Fleet Replacement	40021	10400021	3/3/2021	GSD FY21 Cap Projs RS2021-757	10,000,000	302,684	3,584,366	7,472,997	0	2,527,003	
General Services	GSR Building Opers Major Maint	40021	10401021	3/3/2021	GSD FY21 Cap Projs RS2021-757	8,000,000	8,407	432,652	7,963,819	36,057	124	
General Services	GSR Sustainability Revolv Innovation Fd	40021	10402021	3/3/2021	GSD FY21 Cap Projs RS2021-757	2,000,000	93,346	388,217	1,672,905	26,489	300,606	
General Services	GSR New Fac Planning/Site Eval/Relo	40021	10403021	3/3/2021	GSD FY21 Cap Projs RS2021-757	2,500,000	0	29,115	2,455,850	0	44,150	
General Services	GSR Emergency Comm Ctr/OEM Camp	40021	10404021	3/3/2021	GSD FY21 Cap Projs RS2021-757	3,000,000	0	0	0	977,794	2,022,206	
General Services	GSR Building Ops Major Maintenance	40022	10400022	12/8/2021	GSD FY22 Cap Projs RS2021-120	10,000,000	173,518	3,325,205	8,866,433	888,491	245,076	
General Services	GSR OFM Replacements / Additions	40022	10401022	12/8/2021	GSD FY22 Cap Projs RS2021-120	14,957,500	0	4,615,729	5,560,125	0	9,397,375	
General Services	GSR Access Control Migration	40022	10402022	12/8/2021	GSD FY22 Cap Projs RS2021-120	2,000,000	86,392	493,467	1,479,114	27,970	492,916	
General Services	GSR New Facility Planning Site Eval Rel	40022	10403022	12/8/2021	GSD FY22 Cap Projs RS2021-120	2,500,000	0	(11,432)	1,095,889	0	1,404,111	
General Services	GSR Roofing/Life, Health & Safety	40022	10404022	12/8/2021	GSD FY22 Cap Projs RS2021-120	5,000,000	541,465	3,321,269	3,406,346	1,582,839	10,815	
General Services	GSR HeadStart Fac Assessmnts/Maj Re	40022	10405022	12/8/2021	GSD FY22 Cap Projs RS2021-120	2,000,000	0	13,725	1,667,860	330,379	1,761	
General Services	GSR ECC EOC Replace - Planning/Desi	40022	10406022	12/8/2021	GSD FY22 Cap Projs RS2021-120	1,000,000	1,407	8,487	31,095	138,151	830,754	
General Services	GSR Proj Close-DonelsonLibr/SE Prec	40023	10400023	2/21/2023	GSD FY23 Cap Projs RS2023-197	10,000,000	465,003	924,257	924,258	252,929	8,822,813	
General Services	GSR SOC/MAC/Postal/Pkwy Tower Relc	40023	10401023	2/21/2023	GSD FY23 Cap Projs RS2023-197	14,100,000	1,318,157	12,277,969	13,011,076	547,544	541,380	
General Services	GSR Space Planning - MSE	40023	10402023	2/21/2023	GSD FY23 Cap Projs RS2023-197	1,000,000	(135,146)	0	0	80,000	920,000	
General Services	GSR Property Acquisitions	40023	10403023	2/21/2023	GSD FY23 Cap Projs RS2023-197	1,000,000	0	0	0	0	1,000,000	
General Services	GSR Space Plan Phase 2-MSE&Fulton	40024	10401024	2/21/2024	GSD FY24 Cap Projs RS2024-194	21,000,000	10,419	19,934	19,934	107,654	20,872,412	
General Services	GSR New Emerg Comms Ctr Design	40024	10402024	2/21/2024	GSD FY24 Cap Projs RS2024-194	5,000,000	0	0	0	0	5,000,000	
General Services	GSR Major Maintenance	40024	10403024	2/21/2024	GSD FY24 Cap Projs RS2024-194	17,500,000	14,577	766,828	766,828	2,680,516	14,052,656	
General Services	GSR Training Acad - Berm Remediation	40024	10404024	2/21/2024	GSD FY24 Cap Projs RS2024-194	200,000	1,225	1,225	1,225	10,620	188,155	
General Services	GSR Roofing	40024	10405024	2/21/2024	GSD FY24 Cap Projs RS2024-194	11,000,000	759,443	881,134	881,135	2,449,984	7,668,881	
General Services	GSR Fleet Mgmt - Fleet Addtns&Replcm	40024	10406024	2/21/2024	GSD FY24 Cap Projs RS2024-194	15,500,000	0	0	0	0	15,500,000	
General Services	GSR Woodbine Clinic-Propty Acqstn&De	40024	10407024	2/21/2024	GSD FY24 Cap Projs RS2024-194	9,000,000	0	0	0	0	9,000,000	
General Services	GSR Animal Care&Control-New Facility	40024	10408024	2/21/2024	GSD FY24 Cap Projs RS2024-194	500,000	0	0	0	11,370	488,630	
General Services	GSR New Facility Plan, Site Eval, Acquist	40024	10409024	2/21/2024	GSD FY24 Cap Projs RS2024-194	2,000,000	0	0	0	0	2,000,000	
General Services	GSR OFM CP 4% New/Rpl Vehicles	40114	10401114	2/5/2013	GSD FY14B 4% Capital Projects	14,981,528	0	0	14,981,528	0	0	
General Services	GSR CJC-Develop & Relocation	40118	10401118	11/22/2017	GSD FY18B Capital Projects	17,684,300	0	0	17,684,300	0	0	
General Services	GSR Female Housing-CJC Proj	40118	10402118	11/22/2017	GSD FY18B Capital Projects	8,161,000	0	0	8,161,000	0	0	
General Services	x-GSRNew POL Hdqtrs-MurfRd Area	40118	10403118	11/22/2017	GSD FY18B Capital Projects	7,032,200	0	0	7,032,200	0	0	
General Services	GSR Police Data Center-ITS	40118	10404118	11/22/2017	GSD FY18B Capital Projects	5,223,000	0	0	5,223,000	0	0	
General Services	x-GSR FamilyJustCtr-Addtl Floor	40118	10405118	11/22/2017	GSD FY18B Capital Projects	6,964,075	0	0	6,964,075	0	0	
General Services	GSR Demo-Jerry Newsome Site	40118	10406118	11/22/2017	GSD FY18B Capital Projects	1,000,000	0	0	1,000,000	0	0	
General Services	GSR Relocation Services	40118	10407118	11/22/2017	GSD FY18B Capital Projects	1,550,000	0	0	1,550,000	0	0	
General Services	GSR CJC Constructn Contingcy	40119	10401119	10/22/2018	GSD FY19B Capital Projects	10,000,000	0	0	10,000,000	0	0	
General Services	GSR Voting Machine Warehouse	40119	10402119	10/22/2018	GSD FY19B Capital Projects	1,800,000	0	0	1,800,000	0	0	
General Services	GSR ECC Power Supply Upgrades	40119	10403119	10/22/2018	GSD FY19B Capital Projects	5,000,000	0	53,388	5,000,000	0	0	
General Services	GSR PoliceHdqtr/FJC ConstrCont	40119	10404119	10/22/2018	GSD FY19B Capital Projects	17,000,000	0	0	17,000,000	0	0	

Metropolitan Government of Nashville and Davidson County  
 Quarterly Financial Updates  
 Inception through June 2024  
 General Obligation Capital Projects

Department Description	Business Unit Description	Fund Number	Business Unit / Job #	Project Approval Date	Fund Description	Budget	Period Actual Amount	YTD Actual	Inception to Date Actual	Encumbrnc Amount	Remaining Balance	Notes	
General Services	GSR McGruderCtr Renov & Upgrds	40119	10405119	10/22/2018	GSD FY19B Capital Projects	2,200,000	3,926	18,382	2,082,438	36,687	80,875		
General Services	GSR OFM Replace Heavy Fleet	40119	10406119	10/22/2018	GSD FY19B Capital Projects	15,000,000	0	128,969	15,000,000	0	0		
General Services	GSR Donelson Library	40119	10407119	10/22/2018	GSD FY19B Capital Projects	16,000,000	612,768	9,654,209	14,762,390	1,212,744	24,866		
General Services	GSR Global Mall - Masterplan Implemtn	40122	10401122	3/25/2022	GSD FY22B Capital Projects	44,000,000	(268,193)	869,146	45,440,746	445,086	(1,885,832)	**	
General Services	x-HOLD GSR Bldg & ParkingStudie	40202	10402001	6/10/2009	GSD Capital Improvement Plan	200,000	0	0	0	0	200,000		
General Services	x-GSR Pasquo Tower Site	40202	10402003	6/10/2009	GSD Capital Improvement Plan	100,000	0	0	0	0	100,000		
General Services	GSR Sheriff's Headquarters	40220	10400220	3/18/2020	GSD FY20B Cap Projs RS2020-21	17,200,000	0	0	17,200,000	0	0		
General Services	GSR CJC Closeout	40220	10402220	3/18/2020	GSD FY20B Cap Projs RS2020-21	5,800,000	0	7,433	5,727,193	72,807	0		
General Services	GSR Fleet Replacement	40220	10403220	3/18/2020	GSD FY20B Cap Projs RS2020-21	3,110,000	0	327,469	3,033,906	0	76,094		
General Services	GSR Major Maintenance	40220	10404220	3/18/2020	GSD FY20B Cap Projs RS2020-21	1,270,000	0	0	1,270,000	0	0		
General Services	GSR POL Murfreesboro Rd Prect	40220	10405220	3/18/2020	GSD FY20B Cap Projs RS2020-21	1,000,000	0	574,012	583,369	416,631	0		
General Services	x-GSR RS 800 MHz Upgrade	40401	10440401	9/27/2010	GSD GSR FY10 SF 800 MHzUpgra	22,547,869	0	0	22,547,869	0	0		
General Services	GSR RS Radio Replacements	40402	10440402	6/10/2015	GSD GSR FY16 S/F Capital Projs	8,000,000	0	0	8,000,000	0	0		
General Services	GSR LIB Parking Garage Upgrade	48011	10481011	9/27/2010	USD FY11 Capital Projects Fund	1,200,000	0	0	1,200,000	0	0		
	<b>GENERAL SERVICES TOTALS</b>					<b>719,176,317</b>	<b>4,152,490</b>	<b>44,091,914</b>	<b>603,634,391</b>	<b>12,728,525</b>	<b>102,813,401</b>		
					** Overage will be eliminated with Transfer-In of equal amount from GSD Contingency account when project is complete.								
Historical Comm	x-HIS Nash Cemetery Restr	40009	11401010	6/10/2009	GSD FY10 Capital Projects Fund	255,302	0	0	255,302	0	0		
Historical Comm	x-HIS City Cemetary	40202	11402001	6/10/2009	GSD Capital Improvement Plan	100,000	0	0	0	0	100,000		
Historical Comm	x-HIS Bellevue's Blue House	40202	11402002	6/10/2009	GSD Capital Improvement Plan	25,000	0	0	0	0	25,000		
	<b>HISTORICAL COMMISSION TOTALS</b>					<b>380,302</b>	<b>0</b>	<b>0</b>	<b>255,302</b>	<b>0</b>	<b>125,000</b>		
Info Tech Srvc	x-ITS Construction	40009	14401010	6/10/2009	GSD FY10 Capital Projects Fund	4,597,300	0	0	4,597,154	0	146		
Info Tech Srvc	x-ITS Exchange/Directory Servic	40009	14402010	6/10/2009	GSD FY10 Capital Projects Fund	917,749	0	0	917,745	0	4		
Info Tech Srvc	x-ITS Disaster Recovery BU Site	40009	14403010	6/10/2009	GSD FY10 Capital Projects Fund	860,000	0	0	858,362	0	1,638		
Info Tech Srvc	x-ITS Enterprise Services	40009	14404010	6/10/2009	GSD FY10 Capital Projects Fund	1,508,367	0	0	1,008,367	0	500,000		
Info Tech Srvc	x-ITS Platform Hardware Upgrade	40009	14405010	6/10/2009	GSD FY10 Capital Projects Fund	121,636	0	0	121,636	0	0		
Info Tech Srvc	x-ITS HOB Data Center	40009	14406010	6/10/2009	GSD FY10 Capital Projects Fund	4,820,760	0	0	4,820,760	0	0		
Info Tech Srvc	x-ITS Network Replacement	40009	14407010	6/10/2009	GSD FY10 Capital Projects Fund	299,353	0	0	299,353	0	0		
Info Tech Srvc	x-ITS PBX System	40009	14408010	6/10/2009	GSD FY10 Capital Projects Fund	140,915	0	0	140,848	0	67		
Info Tech Srvc	x-ITS Enterprise Info Systems	40009	14409010	6/10/2009	GSD FY10 Capital Projects Fund	318,826	0	0	318,826	0	0		
Info Tech Srvc	x-ITS Network Info Security	40009	14410010	6/10/2009	GSD FY10 Capital Projects Fund	854,716	0	0	852,911	55	1,750		
Info Tech Srvc	X-ITS Construction	40011	14401011	9/27/2010	GSD FY11 Capital Projects Fund	2,564,568	0	0	2,564,568	0	0		
Info Tech Srvc	x-ITS End of Life Equipment	40011	14402011	9/27/2010	GSD FY11 Capital Projects Fund	2,031,000	0	0	2,027,307	1,767	1,926		
Info Tech Srvc	x-ITS EA Microsoft Year 1	40011	14403011	9/27/2010	GSD FY11 Capital Projects Fund	4,495,251	0	0	4,495,251	0	0		
Info Tech Srvc	x-ITS EBS / E-Proc Improvements	40011	14404011	9/27/2010	GSD FY11 Capital Projects Fund	1,690,000	0	0	1,690,000	0	0		
Info Tech Srvc	x-ITSNashville Website Redesign	40011	14405011	9/27/2010	GSD FY11 Capital Projects Fund	55,000	0	0	55,000	0	0		

**Metropolitan Government of Nashville and Davidson County**  
**Quarterly Financial Updates**  
**Inception through June 2024**  
**General Obligation Capital Projects**

Department Description	Business Unit Description	Fund Number	Business Unit / Job #	Project Approval Date	Fund Description	Budget	Period Actual Amount	YTD Actual	Inception to Date Actual	Encumbrnc Amount	Remaining Balance	Notes
Info Tech Srvc	X-ITS HIPAA Compliance	40011	14410011	9/27/2010	GSD FY11 Capital Projects Fund	254,180	0	0	254,180	0	0	
Info Tech Srvc	X-ITS Construction Data/Voice	40013	14401013	6/19/2012	GSD FY13 Capital Projects Fund	1,206,000	0	0	1,206,000	0	0	
Info Tech Srvc	X-ITS Upgrade EOL SONET Ntwk Inf	40013	14402013	6/19/2012	GSD FY13 Capital Projects Fund	4,626,210	0	0	4,626,210	0	0	
Info Tech Srvc	x-ITS Storage Area Ntwrk Upgrad	40013	14403013	6/19/2012	GSD FY13 Capital Projects Fund	1,300,000	0	0	1,300,000	0	0	
Info Tech Srvc	x-ITS Mobile Device Management	40013	14404013	6/19/2012	GSD FY13 Capital Projects Fund	181,198	0	0	179,828	0	1,370	
Info Tech Srvc	x-ITS Nashville Website Redesig	40013	14405013	6/19/2012	GSD FY13 Capital Projects Fund	120,000	0	0	120,000	0	0	
Info Tech Srvc	x-ITS Public Wireless Study	40013	14406013	6/19/2012	GSD FY13 Capital Projects Fund	156,000	0	0	156,000	0	0	
Info Tech Srvc	x-ITS Employee Self Srvc Portal	40013	14407013	6/19/2012	GSD FY13 Capital Projects Fund	614,800	0	0	614,800	0	0	
Info Tech Srvc	x-ITS Library Archives - Tech	40013	14414013	6/19/2012	GSD FY13 Capital Projects Fund	105,792	0	0	105,792	0	0	
Info Tech Srvc	X-ITS Construction Data/Voice	40014	14401014	6/12/2013	GSD FY14 Capital Projects	1,176,000	0	0	1,176,000	0	0	
Info Tech Srvc	ITS Upgrade EBS	40014	14402014	6/12/2013	GSD FY14 Capital Projects	7,087,000	0	0	7,087,000	0	0	
Info Tech Srvc	X-ITS Mobile Devices/Ntwk Access	40014	14403014	6/12/2013	GSD FY14 Capital Projects	407,000	0	0	407,000	0	0	
Info Tech Srvc	x-ITS Phase 3-Nashville gov	40014	14404014	6/12/2013	GSD FY14 Capital Projects	123,400	0	0	123,400	0	0	
Info Tech Srvc	x-ITS Online Alarm RegMetro Clk	40014	14405014	6/12/2013	GSD FY14 Capital Projects	20,000	0	0	20,000	0	0	
Info Tech Srvc	x-ITS VPN Solution	40014	14406014	6/12/2013	GSD FY14 Capital Projects	218,000	0	0	218,000	0	0	
Info Tech Srvc	X-ITS MS ForeFront Identity Mgr	40014	14407014	6/12/2013	GSD FY14 Capital Projects	338,000	0	0	338,000	0	0	
Info Tech Srvc	X-ITS Public WiFi Internet PubSp	40014	14408014	6/12/2013	GSD FY14 Capital Projects	417,600	0	0	417,600	0	0	
Info Tech Srvc	x-ITS Lentz - Tech	40014	14411014	6/12/2013	GSD FY14 Capital Projects	137,000	0	0	137,000	0	0	
Info Tech Srvc	X-ITS Midtown Hills Prec - Tech	40014	14412014	6/12/2013	GSD FY14 Capital Projects	602,945	0	0	602,945	0	0	
Info Tech Srvc	x-ITS SE Library Center - Tech	40014	14413014	6/12/2013	GSD FY14 Capital Projects	316,055	0	0	315,793	0	262	
Info Tech Srvc	X-ITS End of Life Telephone Syst	40015	14402015	6/18/2014	GSD FY15 Capital Projects	1,200,000	0	0	1,200,000	0	0	
Info Tech Srvc	X-ITS End of Life Networks	40015	14403015	6/18/2014	GSD FY15 Capital Projects	1,450,000	0	0	1,450,000	0	0	
Info Tech Srvc	X-ITS Data & Voice for Projects	40015	14404015	6/18/2014	GSD FY15 Capital Projects	600,000	0	0	600,000	0	0	
Info Tech Srvc	x-ITS WEBudget Replacement	40015	14405015	6/18/2014	GSD FY15 Capital Projects	1,000,000	0	0	1,000,000	0	0	
Info Tech Srvc	x-ITS North Nash Infrastructure	40015	14406015	6/18/2014	GSD FY15 Capital Projects	1,900,000	0	0	1,900,000	0	0	
Info Tech Srvc	x-ITS Fire Station 19	40015	14407015	6/18/2014	GSD FY15 Capital Projects	84,800	0	0	84,800	0	0	
Info Tech Srvc	X-ITS Fire Station 20	40015	14408015	6/18/2014	GSD FY15 Capital Projects	73,200	0	0	73,200	0	0	
Info Tech Srvc	ITS End of Life Telephone Syst	40016	14401016	6/10/2015	GSD FY16 Capital Projects	2,200,000	0	1,402	2,200,000	0	0	
Info Tech Srvc	X-ITS Data & Voice for Projects	40016	14402016	6/10/2015	GSD FY16 Capital Projects	993,000	0	0	993,000	0	0	
Info Tech Srvc	X-ITS Comp Ntwk Monitoring	40016	14403016	6/10/2015	GSD FY16 Capital Projects	807,000	0	0	807,000	0	0	
Info Tech Srvc	X-ITS FFE Upgrades and Reno HOB	40016	14404016	6/10/2015	GSD FY16 Capital Projects	300,000	0	0	300,000	0	0	
Info Tech Srvc	X-ITS NPD Records Buildout	40016	14405016	6/10/2015	GSD FY16 Capital Projects	128,000	0	0	128,000	0	0	
Info Tech Srvc	x-ITS New CJC Jail	40016	14406016	6/10/2015	GSD FY16 Capital Projects	1,360,000	0	0	1,360,000	0	0	
Info Tech Srvc	x-ITS POL Data Center Relocation	40016	14407016	6/10/2015	GSD FY16 Capital Projects	2,092,946	0	0	2,092,946	0	0	
Info Tech Srvc	ITS POL Temporary Relocations	40016	14408016	6/10/2015	GSD FY16 Capital Projects	794,231	0	2,990	794,231	0	0	
Info Tech Srvc	ITS Communication Tower Repair	40017	14401017	6/22/2016	GSD FY17 Capital Projects	3,000,000	0	0	3,000,000	0	0	
Info Tech Srvc	X-ITS EBS/iProcurement Assessmnt	40017	14402017	6/22/2016	GSD FY17 Capital Projects	615,042	0	0	615,042	0	0	
Info Tech Srvc	ITS Data & Voice for Projects	40017	14403017	6/22/2016	GSD FY17 Capital Projects	1,400,000	0	0	1,400,000	0	0	
Info Tech Srvc	ITS Info Security Mgmt Program	40017	14404017	6/22/2016	GSD FY17 Capital Projects	264,000	0	25,925	264,000	0	0	



Metropolitan Government of Nashville and Davidson County  
 Quarterly Financial Updates  
 Inception through June 2024  
 General Obligation Capital Projects

Department Description	Business Unit Description	Fund Number	Business Unit / Job #	Project Approval Date	Fund Description	Budget	Period Actual Amount	YTD Actual	Inception to Date Actual	Encumbrnc Amount	Remaining Balance	Notes
Info Tech Srvc	ITS Fiberoptic Cabling Expans	40017	14405017	6/22/2016	GSD FY17 Capital Projects	500,000	0	0	500,000	0	0	
Info Tech Srvc	X-ITS SAN Upgrade	40017	14406017	6/22/2016	GSD FY17 Capital Projects	282,000	0	0	282,000	0	0	
Info Tech Srvc	X-ITS Ntwrk Monitor/Troubleshoot	40017	14407017	6/22/2016	GSD FY17 Capital Projects	1,176,000	0	0	1,176,000	0	0	
Info Tech Srvc	X-ITS Telecomm Tracking System	40017	14408017	6/22/2016	GSD FY17 Capital Projects	570,000	0	0	570,000	0	0	
Info Tech Srvc	X-ITS Web Traffic SSL Inspection	40017	14409017	6/22/2016	GSD FY17 Capital Projects	282,000	0	0	282,000	0	0	
Info Tech Srvc	x-ITSHyperion Budget Sys Ph II	40017	14410017	6/22/2016	GSD FY17 Capital Projects	500,000	0	0	500,000	0	0	
Info Tech Srvc	x-ITS Data Encryption	40017	14411017	6/22/2016	GSD FY17 Capital Projects	225,000	0	0	225,000	0	0	
Info Tech Srvc	X-ITS Wireless Expansion	40017	14412017	6/22/2016	GSD FY17 Capital Projects	216,000	0	0	216,000	0	0	
Info Tech Srvc	X-ITS Document Mgmt-Imaging	40017	14413017	6/22/2016	GSD FY17 Capital Projects	105,000	0	0	105,000	0	0	
Info Tech Srvc	x-ITS Content Mgmt System	40017	14414017	6/22/2016	GSD FY17 Capital Projects	500,000	0	0	500,000	0	0	
Info Tech Srvc	ITS Enterprise Video Confer'g	40017	14415017	6/22/2016	GSD FY17 Capital Projects	376,378	0	3,622	380,000	0	(3,622)	**
Info Tech Srvc	ITS 800 MHz Expand / Upgrade	40018	14401018	6/14/2017	GSD FY18 Capital Projects	301,500	0	0	301,500	0	0	
Info Tech Srvc	X-ITS Oracle - Databases & Mware	40018	14402018	6/14/2017	GSD FY18 Capital Projects	3,510,000	0	0	3,510,000	0	0	
Info Tech Srvc	ITS Misc Tech Projcts/Upgrades	40018	14403018	6/14/2017	GSD FY18 Capital Projects	188,500	(898)	7,652	187,601	0	899	
Info Tech Srvc	ITS Radio System Upgrade/Maint	40021	14400021	3/3/2021	GSD FY21 Cap Projs RS2021-757	6,500,000	0	0	6,500,000	0	0	
Info Tech Srvc	ITS Expertise Res - Tech Constrctn Proj	40021	14401021	3/3/2021	GSD FY21 Cap Projs RS2021-757	2,700,000	1,517	1,107,452	2,619,799	67,443	12,758	
Info Tech Srvc	ITS 800 MHz Radio System Expnsn / Eq	40022	14400022	12/8/2021	GSD FY22 Cap Projs RS2021-120	1,554,000	110,533	297,909	1,500,629	4,738	48,633	
Info Tech Srvc	ITS Infrastructr Growth-Fiberoptic Ntwk	40022	14401022	12/8/2021	GSD FY22 Cap Projs RS2021-120	2,250,000	105,391	523,136	1,486,906	250,503	512,591	
Info Tech Srvc	ITS Carrier Redundancy - Metro Phones	40022	14402022	12/8/2021	GSD FY22 Cap Projs RS2021-120	1,082,000	23,506	340,839	340,839	47,256	693,905	
Info Tech Srvc	ITS Fiber To Support '22 Transprt Plan	40022	14403022	12/8/2021	GSD FY22 Cap Projs RS2021-120	2,900,000	2,368	218,279	273,358	193,647	2,432,995	
Info Tech Srvc	ITS Radio System Upgrades	40024	14401024	2/21/2024	GSD FY24 Cap Projs RS2024-194	2,545,000	1,068,847	1,788,366	1,788,366	152,083	604,551	
Info Tech Srvc	ITS Private Fiberoptic Cable Network	40024	14402024	2/21/2024	GSD FY24 Cap Projs RS2024-194	800,000	0	0	0	0	800,000	
Info Tech Srvc	ITS POL-FamilyJustCtr-Tech	40118	14401118	11/22/2017	GSD FY18B Capital Projects	458,000	0	0	458,000	0	0	
Info Tech Srvc	ITS Expand Private FbrOptCable	40118	14402118	11/22/2017	GSD FY18B Capital Projects	774,000	0	17,202	774,000	0	0	
Info Tech Srvc	ITS MS Forefront ID Mgr Sftwr	40118	14403118	11/22/2017	GSD FY18B Capital Projects	720,000	0	0	720,000	0	0	
Info Tech Srvc	ITS Constructn & Tech Projects	40119	14401119	10/22/2018	GSD FY19B Capital Projects	2,100,000	0	12,229	1,997,266	102,734	0	
Info Tech Srvc	ITS Fiberoptic Cable Network	40119	14402119	10/22/2018	GSD FY19B Capital Projects	1,200,000	0	4,942	1,200,000	0	0	
Info Tech Srvc	ITS InfoSecur Mgmt Prg Conslts	40119	14403119	10/22/2018	GSD FY19B Capital Projects	90,000	0	0	90,000	0	0	
Info Tech Srvc	ITS Server & Storage Space	40119	14404119	10/22/2018	GSD FY19B Capital Projects	416,000	0	17,298	411,328	0	4,672	
Info Tech Srvc	ITS MgmtSecur Info&Event Mgmt	40119	14405119	10/22/2018	GSD FY19B Capital Projects	572,600	0	0	572,600	0	0	
Info Tech Srvc	ITS 800Mhz RadioSyst Exp&Upgrd	40119	14406119	10/22/2018	GSD FY19B Capital Projects	1,918,000	698,631	83,116	69,963	1,848,037	0	
Info Tech Srvc	x-ITS Disaster Recovery Plans	40202	14402001	6/10/2009	GSD Capital Improvement Plan	1,000,000	0	0	0	0	1,000,000	
Info Tech Srvc	x-ITS Imaging Proj for MCL	40202	14402002	6/10/2009	GSD Capital Improvement Plan	100,000	0	0	0	0	100,000	
Info Tech Srvc	ITS Cityworks	48011	14481011	9/27/2010	USD FY11 Capital Projects Fund	194,100	0	0	0	0	194,100	
<b>INFORMATION TECHNOLOGY SERVICE TOTALS</b>						<b>103,550,919</b>	<b>2,009,895</b>	<b>4,452,359</b>	<b>93,974,010</b>	<b>2,668,263</b>	<b>6,908,646</b>	
						** Overage due to Mis-Applied Payment and is in the Process of Being Corrected.						
Finance	x-FIN Enterprise Financial Sys	40009	15401010	6/10/2009	GSD FY10 Capital Projects Fund	2,755,881	0	0	2,755,881	0	0	
Finance	x-FIN E Procurement	40009	15402010	6/10/2009	GSD FY10 Capital Projects Fund	408,373	0	0	408,373	0	0	

**Metropolitan Government of Nashville and Davidson County**  
**Quarterly Financial Updates**  
**Inception through June 2024**  
**General Obligation Capital Projects**

Department Description	Business Unit Description	Fund Number	Business Unit / Job #	Project Approval Date	Fund Description	Budget	Period Actual Amount	YTD Actual	Inception to Date Actual	Encumbrnc Amount	Remaining Balance	Notes
Finance	x-FIN E Budget	40009	15403010	6/10/2009	GSD FY10 Capital Projects Fund	179,666	0	0	179,666	0	0	
Finance	FIN Hold for Flood Projects	40011	15403011	9/27/2010	GSD FY11 Capital Projects Fund	500,000	0	0	0	0	500,000	
Finance	x-FIN Flood Related Projects	40011	15404011	9/27/2010	GSD FY11 Capital Projects Fund	3,550,000	0	0	3,550,000	0	0	
Finance	x-FIN Public Works FloodCapital	40011	15404211	9/27/2010	GSD FY11 Capital Projects Fund	826,526	0	0	826,526	0	0	
Finance	x-FIN W&S SW Waterford FloodCap	40011	15404311	9/27/2010	GSD FY11 Capital Projects Fund	412,580	0	0	412,580	0	0	
Finance	FIN EBS Replacement	40018	15401018	6/14/2017	GSD FY18 Capital Projects	12,475,000	0	0	12,475,000	0	0	
Finance	FIN Sys Implementation Support	40018	15402018	6/14/2017	GSD FY18 Capital Projects	600,000	0	0	600,000	0	0	
Finance	FIN Sys Impl Support-MNPS	40018	15403018	6/14/2017	GSD FY18 Capital Projects	400,000	0	0	400,000	0	0	
Finance	FIN Hyperion / Budget Mgmt System	40021	15400021	3/3/2021	GSD FY21 Cap Projs RS2021-757	2,000,000	0	31,039	1,997,851	0	2,149	
Finance	FIN Participatory Bud Pilot-N Nash Infra	40021	15401021	3/3/2021	GSD FY21 Cap Projs RS2021-757	474,838	0	0	25,000	0	449,838	
Finance	FIN Satellite City Payments	40022	15401022	12/8/2021	GSD FY22 Cap Projs RS2021-120	1,500,000	0	0	0	0	1,500,000	
Finance	FIN Participatory Budgeting	40022	15402022	12/8/2021	GSD FY22 Cap Projs RS2021-120	270,200	(5,000)	(5,000)	10,000	5,000	255,200	
Finance	FIN Migration Oracle Cloud-ERP Phase	40024	15401024	2/21/2024	GSD FY24 Cap Projs RS2024-194	16,500,000	887,224	3,395,446	3,395,445	10,852,346	2,252,209	
Finance	FIN EBS Replacement-R12	40118	15401118	11/22/2017	GSD FY18B Capital Projects	6,000,000	0	0	6,000,000	0	0	
Finance	FIN Affordbl Housing Commitmnt	40119	15401119	10/22/2018	GSD FY19B Capital Projects	28,591,400	0	447,812	28,591,400	0	0	
Finance	FIN R12 Financial Software	40119	15402119	10/22/2018	GSD FY19B Capital Projects	5,000,000	0	0	5,000,000	0	0	
Finance	FIN R12 Fincl Softw GG Backfil	40119	15403119	10/22/2018	GSD FY19B Capital Projects	600,000	0	0	600,000	0	0	
Finance	FIN R12 FinSoftw MNPS Backfill	40119	15404119	10/22/2018	GSD FY19B Capital Projects	400,000	0	0	400,000	0	0	
Finance	FIN R12 Assessment & Phase 2.1	40220	15400220	3/18/2020	GSD FY20B Cap Projs RS2020-21	2,500,000	0	0	2,499,948	52	0	
Finance	FIN Emergency Response Fds	40220	15401220	3/18/2020	GSD FY20B Cap Projs RS2020-21	4,000,000	0	0	0	32,820	3,967,180	
Finance	FIN ITS Emergency Response Fds	40220	15402220	3/18/2020	GSD FY20B Cap Projs RS2020-21	948,850	0	0	948,850	0	0	
Finance	FIN PAR Tornado Damage Fds	40220	15406220	3/18/2020	GSD FY20B Cap Projs RS2020-21	0	0	0	0	0	0	
Finance	FIN FAR Tornado Damage Funds	40220	15413220	3/18/2020	GSD FY20B Cap Projs RS2020-21	200,000	0	0	0	200,000	0	
Finance	FIN GSR Bldgs Tornado Damage Funds	40220	15414220	3/18/2020	GSD FY20B Cap Projs RS2020-21	1,000,000	0	1,000,000	1,000,000	0	0	
Finance	FIN POL Tornado Damage Funds	40220	15415220	3/18/2020	GSD FY20B Cap Projs RS2020-21	500,000	0	0	0	0	500,000	
Finance	FIN PW Tornado Damage Funds	40220	15417220	3/18/2020	GSD FY20B Cap Projs RS2020-21	0	0	0	0	0	0	
	<b>FINANCE TOTALS</b>					<b>92,593,314</b>	<b>882,224</b>	<b>4,869,297</b>	<b>72,076,520</b>	<b>11,090,218</b>	<b>9,426,576</b>	
Circuit Court Clerk	x-CIR Traffic Violation Mgt Sys	40009	23401010	6/10/2009	GSD FY10 Capital Projects Fund	1,931,269	0	0	1,931,269	0	0	
	<b>CIRCUIT COURT CLERK TOTALS</b>					<b>1,931,269</b>	<b>0</b>	<b>0</b>	<b>1,931,269</b>	<b>0</b>	<b>0</b>	
Juvenile Court	JUV JJC Process Program Mgr	40021	26400021	3/3/2021	GSD FY21 Cap Projs RS2021-757	450,000	28,313	200,018	300,053	149,947	0	
Juvenile Court	JUV JJC Port Trailer Addnl Court Area	40021	26401021	3/3/2021	GSD FY21 Cap Projs RS2021-757	750,000	0	9,347	750,000	0	0	
Juvenile Court	JUV New Facility-Juv Justice Ctr-Phase	40022	26400022	12/8/2021	GSD FY22 Cap Projs RS2021-120	30,000,000	703,374	5,111,328	15,266,872	11,441,825	3,291,303	
Juvenile Court	JUV New Juv Justice Ctr-Constr Phase	40023	26400023	2/21/2023	GSD FY23 Cap Projs RS2023-197	92,000,000	0	0	0	0	92,000,000	
Juvenile Court	JUV Juvenile Justice Ctr-Constrtn Phase	40024	26400024	2/21/2024	GSD FY24 Cap Projs RS2024-194	60,000,000	0	0	0	0	60,000,000	
Juvenile Court	x-JUV Transf CFC to Howard Bld	40202	26402001	6/10/2009	GSD Capital Improvement Plan	140,000	0	0	0	0	140,000	

Metropolitan Government of Nashville and Davidson County  
 Quarterly Financial Updates  
 Inception through June 2024  
 General Obligation Capital Projects

Department Description	Business Unit Description	Fund Number	Business Unit / Job #	Project Approval Date	Fund Description	Budget	Period Actual Amount	YTD Actual	Inception to Date Actual	Encumbrnc Amount	Remaining Balance	Notes
	<b>JUVENILE COURT TOTALS</b>					<b>183,340,000</b>	<b>731,687</b>	<b>5,320,693</b>	<b>16,316,925</b>	<b>11,591,772</b>	<b>155,431,303</b>	
Justc Intgrtn Srvc	x-JIS OJIES OpenJusInfoExchgSys	40009	29401010	6/10/2009	GSD FY10 Capital Projects Fund	509,854	0	0	509,854	0	0	
	<b>JUSTICE INTEGRATION SRVCS TOTALS</b>					<b>509,854</b>	<b>0</b>	<b>0</b>	<b>509,854</b>	<b>0</b>	<b>0</b>	
Sheriff	x-SHE CJC Inmate Shower Renov	40009	30401010	6/10/2009	GSD FY10 Capital Projects Fund	396,593	0	0	396,593	0	0	
	<b>SHERIFF TOTALS</b>					<b>396,593</b>	<b>0</b>	<b>0</b>	<b>396,593</b>	<b>0</b>	<b>0</b>	
Police	x-POL Facility Closeout	40009	31402010	6/10/2009	GSD FY10 Capital Projects Fund	175,380	0	0	175,380	0	0	
Police	x-PO Records Mgt Software	40009	31403010	6/10/2009	GSD FY10 Capital Projects Fund	1,489,164	0	0	1,489,164	0	0	
Police	x-POL Crime Lab FY10 Carry Fwd	40009	31404010	6/10/2009	GSD FY10 Capital Projects Fund	509,575	0	0	509,575	0	0	
Police	x-POL SWAT Bomb Fleet	40009	31405010	6/10/2009	GSD FY10 Capital Projects Fund	24,443	0	0	24,443	0	0	
Police	POL TrainingAcademyFacLst	40009	31406010	6/10/2009	GSD FY10 Capital Projects Fund	698,000	0	0	698,000	0	0	
Police	x-POL West CF to FY10	40009	31407010	6/10/2009	GSD FY10 Capital Projects Fund	1,696,718	0	0	1,696,718	0	0	
Police	x-POL Plan Precincts	40009	31408010	6/10/2009	GSD FY10 Capital Projects Fund	500,000	0	0	500,000	0	0	
Police	x-POL Crime Lab FY10	40009	31409010	6/10/2009	GSD FY10 Capital Projects Fund	12,483,212	0	0	12,483,212	0	0	
Police	POL West Precinct FY10	40009	31410010	6/10/2009	GSD FY10 Capital Projects Fund	11,222,060	0	0	11,222,060	0	0	
Police	x-POL Midtown Hills Land/Const	40011	31402011	9/27/2010	GSD FY11 Capital Projects Fund	6,748,200	0	0	6,748,200	0	0	
Police	x-POL DNA/Crime Lab Equipment	40013	31402013	6/19/2012	GSD FY13 Capital Projects Fund	3,913,899	0	0	3,913,899	0	0	
Police	x-POL IT Upgrades	40013	31403013	6/19/2012	GSD FY13 Capital Projects Fund	1,988,253	0	0	1,988,253	0	0	
Police	x-POL/GSR DNA/Crime Lab Constr	40013	31404013	6/19/2012	GSD FY13 Capital Projects Fund	4,000,000	0	0	4,000,000	0	0	
Police	x-POL Murfreesboro Rd Project	40015	31401015	6/18/2014	GSD FY15 Capital Projects	3,208,934	0	0	3,208,934	0	0	
Police	POL South Police Precinct	40016	31401016	6/10/2015	GSD FY16 Capital Projects	10,000,000	60,211	806,550	9,559,136	356,282	84,582	
Police	POL Family Justice Center	40016	31402016	6/10/2015	GSD FY16 Capital Projects	13,993,576	0	0	13,993,576	0	0	
Police	POL Public Safety Campus-Murf	40016	31403016	6/10/2015	GSD FY16 Capital Projects	655,886	0	0	655,886	0	0	
Police	POL Family Justice Center-ITS	40016	31404016	6/10/2015	GSD FY16 Capital Projects	1,114,824	0	0	1,114,824	0	0	
Police	POL Body/Dash Cameras	40018	31401018	6/14/2017	GSD FY18 Capital Projects	15,000,000	(28,000)	1,766,997	14,410,985	218,427	370,588	
Police	POL Southeast Police Precinct (Murf Rd)	40021	31400021	6/10/2009	GSD FY21 Cap Projs RS2021-757	12,000,000	440,648	440,648	458,410	9,408,642	2,132,948	
Police	POL AFIS Upgrade	40021	31401021	3/3/2021	GSD FY21 Cap Projs RS2021-757	4,000,000	0	0	0	0	4,000,000	
Police	POL Crime Lab Instrumentation Upgrade	40021	31402021	3/3/2021	GSD FY21 Cap Projs RS2021-757	3,500,000	0	1,247,228	1,296,410	25,586	2,178,004	
Police	POL Training Academy-Vehicle Op Cour	40022	31400022	12/8/2021	GSD FY22 Cap Projs RS2021-120	2,500,000	0	0	0	0	2,500,000	
Police	POL Training Acdmy-Utlty Safety Upgrad	40022	31401022	12/8/2021	GSD FY22 Cap Projs RS2021-120	5,000,000	(60,341)	84,927	314,910	8,852	4,676,238	
Police	POL Helicopter Hangar	40022	31402022	12/8/2021	GSD FY22 Cap Projs RS2021-120	250,000	0	0	0	0	250,000	
Police	POL Training Academy - Planning & Des	40022	31403022	12/8/2021	GSD FY22 Cap Projs RS2021-120	1,000,000	2,123	263,742	599,810	70,833	329,357	
Police	POL PTA Gun Range Planning / Design	40023	31400023	2/21/2023	GSD FY23 Cap Projs RS2023-197	1,000,000	0	0	0	0	1,000,000	
Police	POL Police Mounted Patrol Barn	40023	31401023	2/21/2023	GSD FY23 Cap Projs RS2023-197	4,000,000	0	0	0	0	4,000,000	

**Metropolitan Government of Nashville and Davidson County**  
**Quarterly Financial Updates**  
**Inception through June 2024**  
**General Obligation Capital Projects**

Department Description	Business Unit Description	Fund Number	Business Unit / Job #	Project Approval Date	Fund Description	Budget	Period Actual Amount	YTD Actual	Inception to Date Actual	Encumbrnc Amount	Remaining Balance	Notes
Police	POL Replace EoL Records Mgmt System	40024	31401024	2/21/2024	GSD FY24 Cap Projs RS2024-194	3,000,000	0	0	0	0	3,000,000	
Police	POL Assess Downtown Precint	40202	31402001	3/3/2021	GSD Capital Improvement Plan	50,000	0	0	0	0	50,000	
Police	POL Replace 2 Helicopters	40220	31400220	3/18/2020	GSD FY20B Cap Projs RS2020-21	13,580,000	0	133,235	13,151,814	7,271	420,915	
Police	POL Mounted Patrol Barn Plan/Constr	40220	31401220	3/18/2020	GSD FY20B Cap Projs RS2020-21	1,620,000	17,147	446,047	767,944	207,191	644,865	
Police	POL Central Police Distr Const	48113	31482113	2/12/2013	USD FY13B Capital Projects	3,988,108	0	0	3,988,108	0	0	
Police	POL Central Prec IT & Security	48113	31483113	2/12/2013	USD FY13B Capital Projects	314,505	0	0	314,505	0	0	
	<b>POLICE TOTALS</b>					<b>145,224,737</b>	<b>431,788</b>	<b>5,189,374</b>	<b>109,284,156</b>	<b>10,303,084</b>	<b>25,637,497</b>	
Fire	x-FIR Master Plan CF FY10	40009	32403010	6/10/2009	GSD FY10 Capital Projects Fund	10,782,441	0	0	10,782,441	0	0	
Fire	x-FIR Training Tower	40009	32404010	6/10/2009	GSD FY10 Capital Projects Fund	700,000	0	0	700,000	0	0	
Fire	FIR Master Plan Implementation	40011	32403011	9/27/2010	GSD FY11 Capital Projects Fund	7,500,000	0	0	7,500,000	0	0	
Fire	FIR 3800 Charlotte Move	40011	32404011	9/27/2010	GSD FY11 Capital Projects Fund	860,000	0	0	860,000	0	0	
Fire	x-FIR Master Plan Implementati	40013	32403013	6/19/2012	GSD FY13 Capital Projects Fund	12,000,000	0	0	12,000,000	0	0	
Fire	x-FIR Master Plan Implementatio	40014	32403014	6/12/2013	GSD FY14 Capital Projects	10,000,000	0	0	10,000,000	0	0	
Fire	FIR Master Plan Implementation	40015	32401015	6/18/2014	GSD FY15 Capital Projects	9,842,000	0	0	9,842,000	0	0	
Fire	FIR Major Equip/Mini Pumper	40015	32402015	6/18/2014	GSD FY15 Capital Projects	2,000,000	0	0	2,000,000	0	0	
Fire	x-FIR Master Plan Implementation	40016	32401016	6/10/2015	GSD FY16 Capital Projects	10,000,000	0	0	10,000,000	0	0	
Fire	FIR Fire Station 2 Replacement	40021	32400021	3/3/2021	GSD FY21 Cap Projs RS2021-757	14,000,000	0	0	0	0	14,000,000	
Fire	FIR Heavy Apparatus Replacement	40021	32401021	3/3/2021	GSD FY21 Cap Projs RS2021-757	15,000,000	0	0	14,899,756	0	100,244	
Fire	FIR Fire Station #25	40022	32400022	12/8/2021	GSD FY22 Cap Projs RS2021-120	12,000,000	409	30,726	52,628	16,810	11,930,562	
Fire	FIR Fire Station #24 - Planning	40022	32401022	12/8/2021	GSD FY22 Cap Projs RS2021-120	1,000,000	0	524	16,899	8,225	974,876	
Fire	FIR Replace Heavy Apparatus	40022	32402022	12/8/2021	GSD FY22 Cap Projs RS2021-120	15,000,000	0	7,987,300	7,987,300	0	7,012,700	
Fire	FIR Major Repair / Maintenance	40022	32403022	12/8/2021	GSD FY22 Cap Projs RS2021-120	1,000,000	0	0	169,585	830,415	0	
Fire	FIR Station #2 / Cost Escaltn & Mixed Use	40023	32400023	2/21/2023	GSD FY23 Cap Projs RS2023-197	11,000,000	0	0	0	0	11,000,000	
Fire	FIR MstrPlan-New Station-Planning/Desi	40023	32401023	2/21/2023	GSD FY23 Cap Projs RS2023-197	250,000	0	7,192	7,192	4,763	238,045	
Fire	FIR New Fire Station #24	40024	32401024	2/21/2024	GSD FY24 Cap Projs RS2024-194	15,000,000	0	0	0	0	15,000,000	
Fire	FIR Fire Station #25 Closeout	40024	32402024	2/21/2024	GSD FY24 Cap Projs RS2024-194	6,000,000	0	0	0	0	6,000,000	
Fire	FIR Major Repair / Maintenance	40024	32403024	2/21/2024	GSD FY24 Cap Projs RS2024-194	2,000,000	867,075	867,075	867,075	1,132,925	0	
Fire	FIR Relocate Firehouse	40202	32402001	6/10/2009	GSD Capital Improvement Plan	50,000	0	0	46,500	0	3,500	
Fire	FIR Firefighter Monument	40202	32402002	6/10/2009	GSD Capital Improvement Plan	50,000	0	0	0	0	50,000	
Fire	FIR Replace Fire Stations 2 25	40220	32400220	3/18/2020	GSD FY20B Cap Projs RS2020-21	1,250,000	68,710	104,353	909,402	210,816	129,782	
Fire	FIR USD Station 35	48009	32405010	6/10/2009	USD FY10 Capital Projects Fund	2,000,000	0	0	2,000,000	0	0	
Fire	x-FIR USD Equipment	48009	32491010	6/10/2009	USD FY10 Capital Projects Fund	91,386	0	0	91,386	0	0	
	<b>FIRE TOTALS</b>					<b>159,375,827</b>	<b>936,194</b>	<b>8,997,170</b>	<b>90,732,164</b>	<b>2,203,954</b>	<b>66,439,709</b>	
Codes Admin	COD Tech for KIVA Syst Upgrade	40013	33401013	6/19/2012	GSD FY13 Capital Projects Fund	4,711,397	0	0	4,170,219	0	541,178	
	<b>CODES ADMINISTRATION TOTALS</b>					<b>4,711,397</b>	<b>0</b>	<b>0</b>	<b>4,170,219</b>	<b>0</b>	<b>541,178</b>	

**Metropolitan Government of Nashville and Davidson County**  
**Quarterly Financial Updates**  
**Inception through June 2024**  
**General Obligation Capital Projects**

Department Description	Business Unit Description	Fund Number	Business Unit / Job #	Project Approval Date	Fund Description	Budget	Period Actual Amount	YTD Actual	Inception to Date Actual	Encumbrnc Amount	Remaining Balance	Notes
Health	x-HEA East Clinic Mech HVAC	40009	38401010	6/10/2009	GSD FY10 Capital Projects Fund	125,886	0	0	125,886	0	0	
Health	x-HEA Lentz Public Health Ctr	40113	38401113	2/12/2013	GSD FY13B Capital Projects	29,533,841	0	0	29,533,841	0	0	
Health	HEA Replace Woodbine Clinic Planning	40220	38400220	3/18/2020	GSD FY20B Cap Projs RS2020-21	1,000,000	(3,000)	22,212	36,679	3,000	960,321	
	<b>HEALTH TOTALS</b>					<b>30,659,727</b>	<b>(3,000)</b>	<b>22,212</b>	<b>29,696,406</b>	<b>3,000</b>	<b>960,321</b>	
Public Library	x-LIB Goodlettsville Librar	40009	39401010	6/10/2009	GSD FY10 Capital Projects Fund	5,242,874	0	0	5,242,874	0	0	
Public Library	x-LIB Bellevue Lib PlanningLand	40011	39401011	9/27/2010	GSD FY11 Capital Projects Fund	1,081,683	0	0	1,081,683	0	0	
Public Library	LIB Bellevue Lib Constr/Equip	40013	39401013	6/19/2012	GSD FY13 Capital Projects Fund	8,928,733	0	0	8,928,733	0	0	
Public Library	x-LIB Archive Planning	40013	39401113	6/19/2012	GSD FY13 Capital Projects Fund	500,000	0	0	500,000	0	0	
Public Library	LIB Archive Renov Main Library	40013	39401213	6/19/2012	GSD FY13 Capital Projects Fund	1,939,867	0	0	1,939,862	0	5	
Public Library	x-LIB Miscellaneous Maintenance	40014	39401014	6/12/2013	GSD FY14 Capital Projects	3,999,736	0	0	3,999,736	0	0	
Public Library	x-LIB Limitless Library MS	40014	39402014	6/12/2013	GSD FY14 Capital Projects	1,000,000	0	0	1,000,000	0	0	
Public Library	x-LIB Miscellaneous Maintenance	40015	39401015	6/18/2014	GSD FY15 Capital Projects	4,421,717	0	0	4,421,717	0	0	
Public Library	LIB Limitless Library Upgrade	40015	39402015	6/18/2014	GSD FY15 Capital Projects	1,000,000	0	0	1,000,000	0	0	
Public Library	x-LIB Miscellaneous Maintenance	40016	39401016	6/10/2015	GSD FY16 Capital Projects	1,992,061	0	0	1,992,061	0	0	
Public Library	LIB Limitless Library Upgrade	40016	39402016	6/10/2015	GSD FY16 Capital Projects	1,000,000	0	0	1,000,000	0	0	
Public Library	LIB Maintenance	40017	39401017	6/22/2016	GSD FY17 Capital Projects	4,000,000	14,285	56,068	3,972,233	227,343	(199,576)	*
Public Library	LIB New Donelson Library	40017	39402017	6/22/2016	GSD FY17 Capital Projects	8,987,958	0	(1,429)	8,986,529	0	1,429	
Public Library	LIB New Donelson Library-ITS	40017	39442017	6/22/2016	GSD FY17 Capital Projects	162,000	0	109,998	113,982	12,383	35,635	
Public Library	LIB Planning - Hadley Park	40018	39401018	6/14/2017	GSD FY18 Capital Projects	500,000	0	0	16,436	0	483,564	
Public Library	LIB General Maintenance	40021	39400021	3/3/2021	GSD FY21 Cap Projs RS2021-757	1,700,000	89,731	551,378	946,534	419,758	333,708	
Public Library	LIB Major Repairs Systemwide	40022	39400022	12/8/2021	GSD FY22 Cap Projs RS2021-120	4,000,000	0	410,308	464,438	1,145,637	2,389,925	
Public Library	LIB Master Plan - Richland Campus	40022	39401022	12/8/2021	GSD FY22 Cap Projs RS2021-120	250,000	0	0	0	0	250,000	
Public Library	LIB Master Plan - Hadley Park Branch	40022	39402022	12/8/2021	GSD FY22 Cap Projs RS2021-120	250,000	0	0	22,500	0	227,500	
Public Library	LIB PB Bordeaux Library Land Acquis	40022	39402122	12/8/2021	GSD FY22 Cap Projs RS2021-120	2,700	0	0	2,700	0	0	
Public Library	LIB PB Looby Commtty Ctr Library Garde	40022	39402222	12/8/2021	GSD FY22 Cap Projs RS2021-120	50,000	0	35,882	35,882	0	14,118	
Public Library	LIB Main Library Infrastructure Repairs	40022	39403022	12/8/2021	GSD FY22 Cap Projs RS2021-120	5,000,000	0	22,448	22,449	31,295	4,946,256	
Public Library	LIB Major Maintenance	40023	39403022	2/21/2023	GSD FY23 Cap Projs RS2023-197	4,275,000	214,441	1,259,650	1,405,120	534,757	2,335,123	
Public Library	LIB PEG Studio Relo - Planning / Design	40023	39403022	2/21/2023	GSD FY23 Cap Projs RS2023-197	500,000	0	839	839	0	499,161	
Public Library	LIB Hadley Library Design	40023	39403022	2/21/2023	GSD FY23 Cap Projs RS2023-197	500,000	0	0	0	0	500,000	
Public Library	LIB Cohn School Design	40023	39403022	2/21/2023	GSD FY23 Cap Projs RS2023-197	500,000	0	0	0	0	500,000	
Public Library	LIB Green Hills Branch - Renovation	40024	39401024	2/21/2024	GSD FY24 Cap Projs RS2024-194	4,341,000	0	0	0	0	4,341,000	
Public Library	LIB Hermitage Branch - Renovation	40024	39402024	2/21/2024	GSD FY24 Cap Projs RS2024-194	4,306,000	0	0	0	0	4,306,000	
Public Library	LIB Facility Mstr Plan - Major Maint/Repa	40024	39403024	2/21/2024	GSD FY24 Cap Projs RS2024-194	5,028,000	0	0	0	0	5,028,000	
Public Library	LIB Richland Library - Design Phases	40024	39404024	2/21/2024	GSD FY24 Cap Projs RS2024-194	750,000	0	0	0	0	750,000	
Public Library	LIB Hadley Park Library - Design Phases	40024	39405024	2/21/2024	GSD FY24 Cap Projs RS2024-194	750,000	0	0	0	0	750,000	

**Metropolitan Government of Nashville and Davidson County**  
**Quarterly Financial Updates**  
**Inception through June 2024**  
**General Obligation Capital Projects**

Department Description	Business Unit Description	Fund Number	Business Unit / Job #	Project Approval Date	Fund Description	Budget	Period Actual Amount	YTD Actual	Inception to Date Actual	Encumbrnc Amount	Remaining Balance	Notes
Public Library	LIB Facilities Master Plan	40118	39401118	11/22/2017	GSD FY18B Capital Projects	2,000,000	7,375	173,749	1,980,514	17	19,469	
Public Library	LIB Richland Park Branch Plan	40119	39401119	10/22/2018	GSD FY19B Capital Projects	200,000	0	0	39,281	0	160,719	
Public Library	LIB Library Main Renovations	40119	39402119	10/22/2018	GSD FY19B Capital Projects	500,000	0	0	502,150	0	(2,150)	**
<b>PUBLIC LIBRARY TOTALS</b>						<b>79,659,329</b>	<b>325,832</b>	<b>2,618,891</b>	<b>49,618,253</b>	<b>2,371,190</b>	<b>27,669,886</b>	
<b>* Overage due to Encumbrances. Negative Balance will Clear as Actual Payments are Made or Encumbrances are Cancelled.</b>												
<b>** Overage due to Mis-Applied Payment and is in the Process of Being Corrected.</b>												
Parks	x-PAR General Park Improvement	40009	40402010	6/10/2009	GSD FY10 Capital Projects Fund	151,000	0	0	145,366	0	5,634	
Parks	x-PAR Greenway Downtown	40009	40403010	6/10/2009	GSD FY10 Capital Projects Fund	379,327	0	0	379,327	0	0	
Parks	x-PAR Greenway Harpeth	40009	40404010	6/10/2009	GSD FY10 Capital Projects Fund	600,702	0	0	600,702	0	0	
Parks	x-PAR Greenway Open Space	40009	40405010	6/10/2009	GSD FY10 Capital Projects Fund	125,000	0	0	125,000	0	0	
Parks	x-PAR Greenway Opry Mills	40009	40406010	6/10/2009	GSD FY10 Capital Projects Fund	250,000	0	0	250,000	0	0	
Parks	PAR Greenway Mill Creek	40009	40407010	6/10/2009	GSD FY10 Capital Projects Fund	449,000	(1,673)	1,014	447,327	1,673	0	
Parks	x-PAR Greenway Richland	40009	40408010	6/10/2009	GSD FY10 Capital Projects Fund	527,000	0	0	527,000	0	0	
Parks	x-PAR Harpeth Soccer	40009	40409010	6/10/2009	GSD FY10 Capital Projects Fund	85,000	0	0	85,000	0	0	
Parks	x-PAR Joelton Grant Match	40009	40410010	6/10/2009	GSD FY10 Capital Projects Fund	500,000	0	0	500,000	0	0	
Parks	PAR Land Acq Antioch	40009	40411010	6/10/2009	GSD FY10 Capital Projects Fund	650,000	0	0	649,852	148	0	
Parks	x-PAR Land Acq Heartland Mill	40009	40412010	6/10/2009	GSD FY10 Capital Projects Fund	252,990	0	0	252,990	0	0	
Parks	x-PAR Land Acq Warner	40009	40413010	6/10/2009	GSD FY10 Capital Projects Fund	1,500,000	0	0	1,500,000	0	0	
Parks	x-PAR McCabe Center	40009	40414010	6/10/2009	GSD FY10 Capital Projects Fund	4,099,565	0	0	4,099,565	0	0	
Parks	x-PAR Warner Youth Sports Field	40009	40417010	6/10/2009	GSD FY10 Capital Projects Fund	400,000	0	0	400,000	0	0	
Parks	PAR Plan SE with Health	40009	40419010	6/10/2009	GSD FY10 Capital Projects Fund	500,000	0	0	500,000	0	0	
Parks	x-PAR New Sevier Community Ctr	40011	40402011	9/27/2010	GSD FY11 Capital Projects Fund	3,998,167	0	0	3,998,167	0	0	
Parks	x-PAR Greenway Projects	40011	40403011	9/27/2010	GSD FY11 Capital Projects Fund	3,250,000	0	0	3,249,995	0	5	
Parks	x-PAR Open Space Revolving Fund	40011	40405011	9/27/2010	GSD FY11 Capital Projects Fund	5,000,000	0	0	5,000,000	0	0	
Parks	x-PAR Centennial Prk MasterPlan	40011	40406011	9/27/2010	GSD FY11 Capital Projects Fund	499,713	0	0	499,713	0	0	
Parks	x-PAR Two Rivers Mansion Reno	40011	40407011	9/27/2010	GSD FY11 Capital Projects Fund	750,000	0	0	750,000	0	0	
Parks	x-PAR Sportsplex Renovations	40011	40408011	9/27/2010	GSD FY11 Capital Projects Fund	1,999,997	0	0	1,999,997	0	0	
Parks	x-PAR Fairgrounds Park Plan/Dev	40011	40409011	9/27/2010	GSD FY11 Capital Projects Fund	2,000,000	0	0	2,000,000	0	0	
Parks	x-PAR Joelton Park Improvements	40011	40410011	9/27/2010	GSD FY11 Capital Projects Fund	250,000	0	0	250,000	0	0	
Parks	x-PAR Warner Park Local Match	40011	40413011	9/27/2010	GSD FY11 Capital Projects Fund	308,658	0	0	308,658	0	0	
Parks	x-PAR Shelby Park Master Plan	40011	40414011	9/27/2010	GSD FY11 Capital Projects Fund	993,959	0	0	993,959	0	0	
Parks	x-PAR North Nashville Greenway	40011	40415011	9/27/2010	GSD FY11 Capital Projects Fund	1,601,800	0	0	1,601,800	0	0	
Parks	PAR Greenway Projects	40013	40401013	6/19/2012	GSD FY13 Capital Projects Fund	3,915,866	0	0	3,915,866	0	0	
Parks	x-PAR Two Rivers	40013	40402013	6/19/2012	GSD FY13 Capital Projects Fund	500,000	0	0	500,000	0	0	
Parks	x-PAR Centennial Prk MasterPlan	40013	40403013	6/19/2012	GSD FY13 Capital Projects Fund	2,000,000	0	0	2,000,000	0	0	
Parks	x-PAR Shelby Park Master Plan	40013	40404013	6/19/2012	GSD FY13 Capital Projects Fund	2,484,813	0	0	2,484,813	0	0	
Parks	x-PAR Mountain Bike	40013	40405013	6/19/2012	GSD FY13 Capital Projects Fund	969,087	0	0	969,087	0	0	
Parks	x-PAR Centennial Sportsplex	40013	40406013	6/19/2012	GSD FY13 Capital Projects Fund	1,039,294	0	0	1,039,294	0	0	

**Metropolitan Government of Nashville and Davidson County**  
**Quarterly Financial Updates**  
**Inception through June 2024**  
**General Obligation Capital Projects**

Department Description	Business Unit Description	Fund Number	Business Unit / Job #	Project Approval Date	Fund Description	Budget	Period Actual Amount	YTD Actual	Inception to Date Actual	Encumbrnc Amount	Remaining Balance	Notes
Parks	x-PAR Ft Nashborough	40013	40407013	6/19/2012	GSD FY13 Capital Projects Fund	993,244	0	0	993,244	0	0	
Parks	PAR Dog Parks	40013	40408013	6/19/2012	GSD FY13 Capital Projects Fund	974,162	0	0	974,162	0	0	
Parks	PAR Deferred Maintenance	40013	40409013	6/19/2012	GSD FY13 Capital Projects Fund	5,914,804	0	0	5,910,580	0	4,224	
Parks	PAR Open Space Riverfront Devl	40013	40410013	6/19/2012	GSD FY13 Capital Projects Fund	14,868,585	0	0	14,868,585	0	0	
Parks	x-PAR North Nashville Greenway	40013	40411013	6/19/2012	GSD FY13 Capital Projects Fund	2,013,655	0	0	2,013,655	0	0	
Parks	x-PAR Greenway Projects	40014	40401014	6/12/2013	GSD FY14 Capital Projects	2,962,901	0	0	2,962,901	0	0	
Parks	PAR Centennial Prk Master Plan	40014	40403014	6/12/2013	GSD FY14 Capital Projects	1,500,000	(10,187)	13,991	1,489,813	10,187	0	
Parks	PAR Shelby Park Master Plan	40014	40404014	6/12/2013	GSD FY14 Capital Projects	1,177,570	0	0	1,177,570	0	0	
Parks	x-PAR Centennial Sportsplex	40014	40406014	6/12/2013	GSD FY14 Capital Projects	1,000,000	0	0	1,000,000	0	0	
Parks	PAR Deferred Maintenance	40014	40409014	6/12/2013	GSD FY14 Capital Projects	9,982,430	0	37,756	9,950,646	28,034	3,750	
Parks	x-PAR Open Space Riverfront Dev	40014	40410014	6/12/2013	GSD FY14 Capital Projects	24,500,000	0	0	24,500,000	0	0	
Parks	x-PAR Nashville Zoo	40014	40411014	6/12/2013	GSD FY14 Capital Projects	5,000,000	0	0	5,000,000	0	0	
Parks	x-PAR First Ave / Riverfront	40014	40420014	6/12/2013	GSD FY14 Capital Projects	500,000	0	0	500,000	0	0	
Parks	PAR Greenway Projects	40015	40401015	6/18/2014	GSD FY15 Capital Projects	3,000,000	0	0	2,993,377	6,623	0	
Parks	PAR Warner Park Master Plan	40015	40402015	6/18/2014	GSD FY15 Capital Projects	4,946,183	0	0	4,946,183	0	0	
Parks	PAR CentennialPark Master Plan	40015	40403015	6/18/2014	GSD FY15 Capital Projects	4,000,000	0	0	4,000,000	0	0	
Parks	PAR Open Space	40015	40404015	6/18/2014	GSD FY15 Capital Projects	1,700,000	0	0	1,463,451	0	236,549	
Parks	PAR Stones River/Ravenwood	40015	40405015	6/18/2014	GSD FY15 Capital Projects	2,500,000	0	0	2,409,385	13,108	77,507	
Parks	PAR Deferred Maintenance	40015	40406015	6/18/2014	GSD FY15 Capital Projects	8,057,430	(4,984)	130,315	7,941,812	123,990	(8,372)	*
Parks	x-PAR Master Plan Update	40015	40407015	6/18/2014	GSD FY15 Capital Projects	468,050	0	0	468,050	0	0	
Parks	PAR Madison/SE Community Ctr	40015	40408015	6/18/2014	GSD FY15 Capital Projects	996,387	0	0	996,387	0	0	
Parks	x-PAR Nashville Zoo	40015	40409015	6/18/2014	GSD FY15 Capital Projects	10,000,000	0	0	10,000,000	0	0	
Parks	PAR Greenway Projects	40016	40401016	6/10/2015	GSD FY16 Capital Projects	5,000,000	0	0	4,057,850	761,422	180,728	
Parks	PAR Open Space	40016	40402016	6/10/2015	GSD FY16 Capital Projects	18,000,000	0	39,418	17,895,580	0	104,420	
Parks	PAR Maintenance	40016	40403016	6/10/2015	GSD FY16 Capital Projects	5,042,832	0	437	5,042,829	3	0	
Parks	PAR Madison Community Ctr	40016	40404016	6/10/2015	GSD FY16 Capital Projects	8,958,317	0	0	8,958,317	0	0	
Parks	PAR Southeast Community Ctr	40016	40405016	6/10/2015	GSD FY16 Capital Projects	2,998,851	0	0	2,998,851	0	0	
Parks	PAR Hadley Tennis Ctr	40016	40406016	6/10/2015	GSD FY16 Capital Projects	1,000,000	0	0	1,000,000	0	0	
Parks	PAR Una Antioch	40016	40407016	6/10/2015	GSD FY16 Capital Projects	1,000,000	0	0	1,000,000	0	0	
Parks	PAR Nashville Zoo	40016	40408016	6/10/2015	GSD FY16 Capital Projects	10,000,000	0	0	10,000,000	0	0	
Parks	PAR Greenways	40017	40401017	6/22/2016	GSD FY17 Capital Projects	5,000,000	21,403	346,791	3,925,462	430,910	643,628	
Parks	PAR Smith Springs Commty Ctr	40017	40402017	6/22/2016	GSD FY17 Capital Projects	7,000,000	0	0	7,000,000	0	0	
Parks	PAR Centennial Park	40017	40403017	6/22/2016	GSD FY17 Capital Projects	5,000,000	0	57,492	4,400,672	228,481	370,847	
Parks	PAR Land Acquisition	40017	40404017	6/22/2016	GSD FY17 Capital Projects	5,000,000	0	14,561	4,986,057	0	13,943	
Parks	PAR Soccer Fields	40017	40405017	6/22/2016	GSD FY17 Capital Projects	2,884,012	0	0	2,884,012	0	0	
Parks	PAR Maintenance/Small Park Imp	40017	40406017	6/22/2016	GSD FY17 Capital Projects	10,115,988	1,705	438,004	9,194,401	325,000	596,587	
Parks	PAR SoccerFields/Greenways-BFC	40017	40415017	6/22/2016	GSD FY17 Capital Projects	3,000,000	0	0	3,000,000	0	0	
Parks	X-PAR Hadley Tennis Bubble	40018	40401018	6/14/2017	GSD FY18 Capital Projects	1,300,000	0	0	1,300,000	0	0	
Parks	X-PAR Antioch Commty Ctr Renovat	40018	40402018	6/14/2017	GSD FY18 Capital Projects	700,000	0	0	700,000	0	0	

**Metropolitan Government of Nashville and Davidson County**  
**Quarterly Financial Updates**  
**Inception through June 2024**  
**General Obligation Capital Projects**

Department Description	Business Unit Description	Fund Number	Business Unit / Job #	Project Approval Date	Fund Description	Budget	Period Actual Amount	YTD Actual	Inception to Date Actual	Encumbrnc Amount	Remaining Balance	Notes
Parks	x-PAR Fairground Soccer Greenway	40018	40403018	6/14/2017	GSD FY18 Capital Projects	3,000,000	0	0	3,000,000	0	0	
Parks	PAR Plan/Design Projects	40018	40404018	6/14/2017	GSD FY18 Capital Projects	1,000,000	0	(11,152)	680,280	3,507	316,213	
Parks	PAR Bellevue Community Ctr	40018	40405018	6/14/2017	GSD FY18 Capital Projects	10,800,000	0	0	10,800,000	0	0	
Parks	PAR Bldgs-Repair/Replace Mechanical	40021	40400021	3/3/2021	GSD FY21 Cap Projs RS2021-757	2,000,000	1,292	647,885	647,885	1,352,115	0	
Parks	PAR Shelby Pk Brdg Repr Lake Sevier	40021	40401021	3/3/2021	GSD FY21 Cap Projs RS2021-757	350,000	0	(19,912)	304,220	19,912	25,868	
Parks	PAR Ascend Amphitheater - Elec Work	40021	40402021	3/3/2021	GSD FY21 Cap Projs RS2021-757	1,200,000	0	373,369	1,139,984	12,510	47,506	
Parks	PAR Park Lighting	40021	40403021	3/3/2021	GSD FY21 Cap Projs RS2021-757	1,000,000	0	0	1,000,000	0	0	
Parks	PAR Playgrounds Systemwide	40021	40404021	3/3/2021	GSD FY21 Cap Projs RS2021-757	1,000,000	69,328	794,670	794,670	101,166	104,164	
Parks	PAR HVAC Park Facilities	40021	40405021	3/3/2021	GSD FY21 Cap Projs RS2021-757	150,000	0	18,903	137,097	10,014	2,889	
Parks	PAR Warner Fence Replacement	40021	40406021	3/3/2021	GSD FY21 Cap Projs RS2021-757	85,000	0	85,000	85,000	0	0	
Parks	PAR Greenway Bridge Repairs	40021	40407021	3/3/2021	GSD FY21 Cap Projs RS2021-757	100,000	0	0	0	0	100,000	
Parks	PAR Antioch Greenway	40021	40408021	3/3/2021	GSD FY21 Cap Projs RS2021-757	85,000	0	0	0	0	85,000	
Parks	PAR Fort Negley Repairs	40021	40409021	3/3/2021	GSD FY21 Cap Projs RS2021-757	1,000,000	0	7,262	914,260	4,365	81,375	
Parks	PAR Greenway Charlotte Corridor	40021	40411021	3/3/2021	GSD FY21 Cap Projs RS2021-757	9,520,000	0	0	0	0	9,520,000	
Parks	PAR EAB Park Tree Inventory	40021	40412021	3/3/2021	GSD FY21 Cap Projs RS2021-757	750,000	56,163	169,157	578,186	170,726	1,088	
Parks	PAR Bells Bend Property	40021	40413021	3/3/2021	GSD FY21 Cap Projs RS2021-757	2,000,000	0	2,700	1,519,441	0	480,559	
Parks	PAR Clinton Fisk Park Imprvmnts	40021	40414021	3/3/2021	GSD FY21 Cap Projs RS2021-757	750,000	0	52,320	701,414	48,586	0	
Parks	PAR Old Hickory Comm Ctr Playground	40021	40415021	3/3/2021	GSD FY21 Cap Projs RS2021-757	3,400,000	6,308	98,084	1,350,993	1,982,207	66,800	
Parks	PAR Fair Park - Phase II	40021	40416021	3/3/2021	GSD FY21 Cap Projs RS2021-757	7,000,000	57,627	3,690,140	5,156,320	1,416,218	427,462	
Parks	PAR PB Looby Center Gym-A/C	40021	40441121	3/3/2021	GSD FY21 Cap Projs RS2021-757	0	0	0	0	0	0	
Parks	PAR PB Hartman Park-Bathroom Facility	40021	40441221	3/3/2021	GSD FY21 Cap Projs RS2021-757	394,618	0	47,838	50,148	19,470	325,000	
Parks	PAR PB Hartman Park Playground	40021	40441321	3/3/2021	GSD FY21 Cap Projs RS2021-757	328,030	0	0	328,030	0	0	
Parks	PAR PB Hartman Park Landscape Upgr	40021	40441421	3/3/2021	GSD FY21 Cap Projs RS2021-757	0	0	0	0	0	0	
Parks	PAR PB Bordx Gardens-Playgrnd/Pavilic	40021	40441521	3/3/2021	GSD FY21 Cap Projs RS2021-757	504,525	0	246,562	246,562	258,116	(153)	*
Parks	PAR Wharf Park - 88 Hermitage Acq	40022	40400022	12/8/2021	GSD FY22 Cap Projs RS2021-120	20,000,000	0	0	20,000,000	0	0	
Parks	PAR Wharf Park - Design	40022	40401022	12/8/2021	GSD FY22 Cap Projs RS2021-120	3,000,000	0	0	0	0	3,000,000	
Parks	PAR Old Hickory Commy Ctr	40022	40402022	12/8/2021	GSD FY22 Cap Projs RS2021-120	13,400,000	0	99,860	103,429	13,231,365	65,206	
Parks	PAR PB Beautification Hadley Park	40022	40402222	12/8/2021	GSD FY22 Cap Projs RS2021-120	0	0	0	0	0	0	
Parks	PAR PB Improve Hartman Park	40022	40402322	12/8/2021	GSD FY22 Cap Projs RS2021-120	80,000	0	28,030	35,228	0	44,772	
Parks	PAR Zoo Parking Upgrades	40022	40403022	12/8/2021	GSD FY22 Cap Projs RS2021-120	15,000,000	0	0	15,000,000	0	0	
Parks	PAR Fort Negley Area Planning	40022	40404022	12/8/2021	GSD FY22 Cap Projs RS2021-120	1,000,000	0	164,952	990,697	3	9,300	
Parks	PAR Roof Replacements	40022	40405022	12/8/2021	GSD FY22 Cap Projs RS2021-120	1,400,000	(38,971)	284,827	1,265,139	138,157	(3,296)	*
Parks	PAR General Park / Amenity Imprvmnts	40022	40406022	12/8/2021	GSD FY22 Cap Projs RS2021-120	5,000,000	0	0	0	0	5,000,000	
Parks	PAR Fleet Items - Heavy Equipment	40022	40407022	12/8/2021	GSD FY22 Cap Projs RS2021-120	1,000,000	0	379,308	999,901	0	99	
Parks	PAR General Repairs Fund	40022	40408022	12/8/2021	GSD FY22 Cap Projs RS2021-120	1,750,000	(42,219)	327,128	887,494	80,554	781,952	
Parks	PAR Trinity Hills Park Devlpmnt Phase 1	40022	40409022	12/8/2021	GSD FY22 Cap Projs RS2021-120	1,750,000	27,006	43,790	43,790	276,190	1,430,020	
Parks	PAR Dist 30 Park - Master Plan / Design	40022	40411022	12/8/2021	GSD FY22 Cap Projs RS2021-120	1,000,000	0	577,969	794,356	146,421	59,223	
Parks	PAR 1st & Gay Park Devlpmnt Perm Ho	40022	40412022	12/8/2021	GSD FY22 Cap Projs RS2021-120	3,000,000	3,581	166,473	231,680	191,641	2,576,679	
Parks	PAR Open Space Acquisition	40022	40413022	12/8/2021	GSD FY22 Cap Projs RS2021-120	2,000,000	0	0	0	0	2,000,000	



**Metropolitan Government of Nashville and Davidson County**  
**Quarterly Financial Updates**  
**Inception through June 2024**  
**General Obligation Capital Projects**

Department Description	Business Unit Description	Fund Number	Business Unit / Job #	Project Approval Date	Fund Description	Budget	Period Actual Amount	YTD Actual	Inception to Date Actual	Encumbrnc Amount	Remaining Balance	Notes
Parks	PAR Greenways General Fund	40022	40414022	12/8/2021	GSD FY22 Cap Projs RS2021-120	8,660,000	0	743	30,224	14,787	8,614,989	
Parks	PAR Two Rivers Mansion - Events Pavil	40022	40415022	12/8/2021	GSD FY22 Cap Projs RS2021-120	1,000,000	60,135	340,478	460,917	356,193	182,890	
Parks	PAR Napier Rec Center Pool Repairs	40022	40416022	12/8/2021	GSD FY22 Cap Projs RS2021-120	500,000	0	0	303,635	0	196,365	
Parks	PAR Lockeland Springs	40022	40417022	12/8/2021	GSD FY22 Cap Projs RS2021-120	800,000	0	800,000	800,000	0	0	
Parks	PAR Global Mall	40022	40418022	12/8/2021	GSD FY22 Cap Projs RS2021-120	5,025,000	9,203	9,203	9,202	431,998	4,583,800	
Parks	PAR Old Hickory Closeout	40023	40400023	2/21/2023	GSD FY23 Cap Projs RS2023-197	7,900,000	0	0	0	2,270,000	5,630,000	
Parks	PAR Sunnyside Renovation Closeout	40023	40401023	2/21/2023	GSD FY23 Cap Projs RS2023-197	550,000	3,578	514,983	522,054	17,320	10,626	
Parks	PAR Fort Negley - Stonework & Constrct	40023	40402023	2/21/2023	GSD FY23 Cap Projs RS2023-197	17,500,000	153,798	2,106,755	2,541,152	1,164,436	13,794,412	
Parks	PAR Riverfront Dock	40023	40403023	2/21/2023	GSD FY23 Cap Projs RS2023-197	1,500,000	0	0	0	0	1,500,000	
Parks	PAR Naval Reserve Bldg Renovation	40023	40404023	2/21/2023	GSD FY23 Cap Projs RS2023-197	2,500,000	0	500,000	500,000	0	2,000,000	
Parks	PAR Ted Rhodes Football Field	40023	40405023	2/21/2023	GSD FY23 Cap Projs RS2023-197	1,500,000	7,277	115,196	119,946	103,147	1,276,907	
Parks	PAR Madison Station Park Design	40023	40406023	2/21/2023	GSD FY23 Cap Projs RS2023-197	525,000	39,879	178,422	178,422	48,078	298,500	
Parks	PAR Mill Ridge Park - Construction	40023	40407023	2/21/2023	GSD FY23 Cap Projs RS2023-197	8,700,000	6,267	388,465	388,465	902,090	7,409,445	
Parks	PAR Wharf Park - Conceptual Design	40023	40408023	2/21/2023	GSD FY23 Cap Projs RS2023-197	500,000	0	0	0	0	500,000	
Parks	PAR Greenway Bridges	40024	40400024	2/21/2024	GSD FY24 Cap Projs RS2024-194	1,000,000	0	0	0	0	1,000,000	
Parks	PAR Update Parks Master Plan	40024	40401024	2/21/2024	GSD FY24 Cap Projs RS2024-194	750,000	0	0	0	742,400	7,600	
Parks	PAR Building Mechanicals	40024	40402024	2/21/2024	GSD FY24 Cap Projs RS2024-194	3,100,000	112,690	112,690	112,690	2,196,666	790,644	
Parks	PAR Roof Replacements	40024	40403024	2/21/2024	GSD FY24 Cap Projs RS2024-194	3,500,000	0	190,986	190,986	18,698	3,290,316	
Parks	PAR Restroom Replacement	40024	40404024	2/21/2024	GSD FY24 Cap Projs RS2024-194	1,200,000	0	0	0	0	1,200,000	
Parks	PAR Paving	40024	40405024	2/21/2024	GSD FY24 Cap Projs RS2024-194	2,350,000	0	0	0	505,015	1,844,985	
Parks	PAR Electronic Gates Systemwide	40024	40406024	2/21/2024	GSD FY24 Cap Projs RS2024-194	3,000,000	0	0	0	280,454	2,719,546	
Parks	PAR Emerald Ash Borer	40024	40407024	2/21/2024	GSD FY24 Cap Projs RS2024-194	1,500,000	0	0	0	0	1,500,000	
Parks	PAR Mill Ridge Park	40024	40408024	2/21/2024	GSD FY24 Cap Projs RS2024-194	8,300,000	0	0	0	0	8,300,000	
Parks	PAR Maripose Park	40024	40409024	2/21/2024	GSD FY24 Cap Projs RS2024-194	5,000,000	0	0	0	0	5,000,000	
Parks	PAR Parthenon HVAC / Building Seal	40024	40410024	2/21/2024	GSD FY24 Cap Projs RS2024-194	2,200,000	0	0	0	135,700	2,064,300	
Parks	PAR Public Sq Park Repairs / Improvnm	40024	40411024	2/21/2024	GSD FY24 Cap Projs RS2024-194	500,000	0	0	0	500,000	0	
Parks	PAR Parkwood Community Ctr Rpairs	40024	40412024	2/21/2024	GSD FY24 Cap Projs RS2024-194	550,000	0	6,050	6,050	397,513	146,437	
Parks	x-PAR Open Space/Riverfront Dev	40113	40410113	2/12/2013	GSD FY13B Capital Projects	4,991,522	0	0	4,991,522	0	0	
Parks	PAR Paving/Maintenance	40113	40420113	2/12/2013	GSD FY13B Capital Projects	2,500,000	0	0	2,492,525	0	7,475	
Parks	PAR Capital View Park Dev	40118	40401118	11/22/2017	GSD FY18B Capital Projects	2,500,000	0	0	2,500,000	0	0	
Parks	PAR Centennial Park Master Pl	40118	40402118	11/22/2017	GSD FY18B Capital Projects	5,000,000	0	0	4,993,643	6,357	0	
Parks	PAR Bellevue CommCtr & IceRink	40118	40403118	11/22/2017	GSD FY18B Capital Projects	18,000,000	0	0	18,000,000	0	0	
Parks	PAR General Maint County Wide	40118	40404118	11/22/2017	GSD FY18B Capital Projects	2,000,000	0	15,307	1,940,295	43,260	16,445	
Parks	PAR Greenways	40118	40405118	11/22/2017	GSD FY18B Capital Projects	2,000,000	0	22,338	216,480	0	1,783,520	
Parks	PAR Deferred Maint	40119	40401119	10/22/2018	GSD FY19B Capital Projects	8,000,000	176,051	1,104,058	6,099,541	989,406	911,053	
Parks	PAR Greenways	40119	40402119	10/22/2018	GSD FY19B Capital Projects	10,000,000	11,226	242,200	2,649,428	193,041	7,157,531	
Parks	PAR Mill Ridge Park Phase 1A	40119	40403119	10/22/2018	GSD FY19B Capital Projects	12,000,000	(6,080)	535,553	11,949,907	6,243	43,850	
Parks	PAR Ravenwood Park Phase 1A	40119	40404119	10/22/2018	GSD FY19B Capital Projects	12,000,000	128,302	961,241	10,063,183	784,533	1,152,284	
Parks	x-PAR Tennis Court Repairs	40202	40402001	6/10/2009	GSD Capital Improvement Plan	300,000	0	0	0	0	300,000	

Metropolitan Government of Nashville and Davidson County  
 Quarterly Financial Updates  
 Inception through June 2024  
 General Obligation Capital Projects

Department Description	Business Unit Description	Fund Number	Business Unit / Job #	Project Approval Date	Fund Description	Budget	Period Actual Amount	YTD Actual	Inception to Date Actual	Encumbrnc Amount	Remaining Balance	Notes
Parks	x-PAR Swimming Pool Systems	40202	40402002	6/10/2009	GSD Capital Improvement Plan	200,000	0	0	0	0	200,000	
Parks	x-PAR Hamilton Creek Marina	40202	40402003	6/10/2009	GSD Capital Improvement Plan	25,000	0	0	0	0	25,000	
Parks	x-PAR FMD Park Lilyb's Garden	40202	40402004	6/10/2009	GSD Capital Improvement Plan	110,000	0	0	0	0	110,000	
Parks	PAR Davidson St Along Cumberland Riv	40220	40401220	3/18/2020	GSD FY20B Cap Projs RS2020-21	2,900,000	6,128	79,026	222,604	266,211	2,411,185	
Parks	PAR Sevier Mansion/Related Buildings	40220	40402220	3/18/2020	GSD FY20B Cap Projs RS2020-21	5,301,700	125,174	2,524,711	4,832,823	173,214	295,663	
Parks	x-PAR W Riverfront MDHA Grant	41440	40400077	12/1/2013	Parks W Riverfront MDHA Grant	7,600,000	0	0	7,434,073	0	165,927	
Parks	x-PAR USD Riverfront Phase 2	48009	40482010	6/10/2009	USD FY10 Capital Projects Fund	5,668,687	0	0	5,668,687	0	0	
	<b>PARKS TOTALS</b>					<b>548,090,421</b>	<b>980,007</b>	<b>20,103,347</b>	<b>396,931,968</b>	<b>33,939,582</b>	<b>117,218,871</b>	
					<b>* Overage due to Encumbrances. Negative Balance will Clear as Actual Payments are Made or Encumbrances are Cancelled.</b>							
Arts Commission	ART Public Art	40009	41401010	6/10/2009	GSD FY10 Capital Projects Fund	8,196,250	(672)	(672)	8,196,250	0	0	
Arts Commission	ART Percent for the Arts	40014	41404114	6/12/2013	GSD FY14 Capital Projects	360,000	20,217	27,650	359,776	18,553	(18,329)	*
Arts Commission	ART Percent for the Arts	40015	41404115	6/18/2014	GSD FY15 Capital Projects	141,066	(11,060)	(11,060)	141,066	0	0	
Arts Commission	ART Percent for the Arts	40016	41404116	6/10/2015	GSD FY16 Capital Projects	848,934	(17,980)	(17,980)	848,934	0	0	
Arts Commission	ART Percent for the Arts	40017	41404117	6/22/2016	GSD FY17 Capital Projects	835,000	(84,567)	(40,767)	834,248	752	0	
Arts Commission	ART Percent for the Arts	40018	41404018	6/14/2017	GSD FY18 Capital Projects	433,000	(127,657)	(105,723)	326,744	8,428	97,828	
Arts Commission	ART Percent for the Arts	40021	41404121	3/3/2021	GSD FY21 Capital Projects	646,100	380,905	380,905	380,905	0	265,195	
Arts Commission	ART PB Bordeaux Gateway Beautify	40022	41402122	12/8/2021	GSD FY22 Capital Projects	200,000	0	0	0	0	200,000	
Arts Commission	ART PB Looby Commy Ctr Library Mura	40022	41402222	12/8/2021	GSD FY22 Capital Projects	105,000	0	10,000	10,000	50,000	45,000	
Arts Commission	ART Percent for the Arts	40022	41404122	12/8/2021	GSD FY22 Capital Projects	1,592,000	0	0	0	15,499	1,576,501	
Arts Commission	ART Percent for the Arts	40118	41404118	11/22/2017	GSD FY18B Capital Projects	721,300	(137,441)	(137,441)	721,300	0	0	
Arts Commission	ART Percent for the Arts	40119	41404119	3/3/2021	GSD FY19B Capital Projects	1,412,000	10,339	519,022	1,068,828	350,043	(6,871)	*
Arts Commission	ART Percent for the Arts	40220	41404220	3/3/2021	GSD FY20B Cap Projs RS2020-21	326,700	20,000	110,060	110,060	180,000	36,640	
Arts Commission	ART Percent for the Arts	45014	41454114	6/12/2013	MNPS FY14 Capital Projects	455,800	0	0	383,400	0	72,400	
Arts Commission	ART Percent for the Arts	45015	41454115	6/18/2014	MNPS FY15 Capital Projects	540,000	30,000	30,000	30,000	205,000	305,000	
Arts Commission	ART Percent for the Arts	45016	41454116	6/10/2015	MNPS FY16 Capital Projects	123,000	0	0	0	0	123,000	
Arts Commission	ART Percent for the Arts	45017	41454117	6/22/2016	MNPS FY17 Capital Projects	1,324,100	50,000	50,000	50,000	(50,000)	1,324,100	
Arts Commission	ART Percent for the Arts	45018	41454018	6/14/2017	MNPS FY18 Capital Projects	672,000	0	0	0	0	672,000	
Arts Commission	ART Percent for the Arts	45021	41454121	3/3/2021	MNPS FY21 Capital Projects	1,231,200	0	0	0	0	1,231,200	
Arts Commission	ART Percent for the Arts	45022	41454122	12/8/2021	MNPS FY22 Capital Projects	492,000	0	0	0	0	492,000	
Arts Commission	ART Percent for the Arts	45119	41454119	3/3/2021	MNPS FY19B Capital Projects	100,000	0	0	0	0	100,000	
Arts Commission	ART Percent for the Arts	45220	41454220	3/3/2021	MNPS FY20B Cap Projs RS2020-2	252,600	0	0	0	0	252,600	
	<b>ARTS COMMISSION TOTALS</b>					<b>21,008,050</b>	<b>132,084</b>	<b>813,994</b>	<b>13,461,511</b>	<b>778,275</b>	<b>6,768,264</b>	
					<b>* Overage due to Encumbrances. Negative Balance will Clear as Actual Payments are Made or Encumbrances are cancelled.</b>							
Public Works	x-PW Paving GSD	40009	42405010	6/10/2009	GSD FY10 Capital Projects Fund	9,645,038	0	0	9,645,038	0	0	
Public Works	x-PW Traffic GSD	40009	42412010	6/10/2009	GSD FY10 Capital Projects Fund	1,094,871	0	0	1,094,871	0	0	

**Metropolitan Government of Nashville and Davidson County**  
**Quarterly Financial Updates**  
**Inception through June 2024**  
**General Obligation Capital Projects**

Department Description	Business Unit Description	Fund Number	Business Unit / Job #	Project Approval Date	Fund Description	Budget	Period Actual Amount	YTD Actual	Inception to Date Actual	Encumbrnc Amount	Remaining Balance	Notes
Public Works	x-PW GSD First Ave / Riverfront	40009	42490009	6/10/2009	GSD FY10 Capital Projects Fund	60,646	0	0	60,646	0	0	
Public Works	x-PW Sidewalks GSD	40011	42409011	9/27/2010	GSD FY11 Capital Projects Fund	7,500,000	0	0	7,500,000	0	0	
Public Works	x-PW Solid Waste Fac/Equip GSD	40011	42419011	9/27/2010	GSD FY11 Capital Projects Fund	472,274	0	0	472,274	0	0	
Public Works	x-PW So Nashville Convn Ctr GSD	40015	42405015	6/18/2014	GSD FY15 Capital Projects	1,981,222	0	0	1,981,222	0	0	
Public Works	x-PW USD Bridges	48009	42403010	6/10/2009	USD FY10 Capital Projects Fund	797,804	0	0	797,804	0	0	
Public Works	x-PW USD Paving	48009	42406010	6/10/2009	USD FY10 Capital Projects Fund	1,230,469	0	0	1,230,469	0	0	
Public Works	x-PW USD Traffic	48009	42413010	6/10/2009	USD FY10 Capital Projects Fund	677,077	0	0	677,077	0	0	
Public Works	x-PW USD 28th 31st Ave ConnPlan	48009	42416010	6/10/2009	USD FY10 Capital Projects Fund	499,918	0	0	499,918	0	0	
Public Works	x-PW USD First Ave / Riverfront	48009	42480010	6/10/2009	USD FY10 Capital Projects Fund	1,475,353	0	0	1,475,353	0	0	
Public Works	x-PW USD Bikeways	48011	42401011	9/27/2010	USD FY11 Capital Projects Fund	499,978	0	0	499,978	0	0	
Public Works	x-PW USD Traffic Signals/Equip	48011	42413011	9/27/2010	USD FY11 Capital Projects Fund	1,500,000	0	0	1,500,000	0	0	
Public Works	x-PW USD Sidewalks	48113	42480113	2/12/2013	USD FY13B Capital Projects	2,459,140	0	0	2,459,140	0	0	
	<b>PUBLIC WORKS TOTALS</b>					<b>29,893,791</b>	<b>0</b>	<b>0</b>	<b>29,893,791</b>	<b>0</b>	<b>0</b>	
NDOT	PW Bridges GSD	40009	42402010	6/10/2009	GSD FY10 Capital Projects Fund	5,372,310	0	0	5,372,310	0	0	
NDOT	PW Information Systems GSD	40009	42404010	6/10/2009	GSD FY10 Capital Projects Fund	1,467,229	0	0	1,404,246	62,983	0	
NDOT	PW Roadway Projects GSD	40009	42407010	6/10/2009	GSD FY10 Capital Projects Fund	5,694,972	0	0	5,694,972	0	0	
NDOT	PW Sidewalks GSD	40009	42409010	6/10/2009	GSD FY10 Capital Projects Fund	2,976,945	0	0	2,976,945	0	0	
NDOT	PW Bridges GSD	40011	42402011	9/27/2010	GSD FY11 Capital Projects Fund	4,000,000	0	0	4,000,000	0	0	
NDOT	PW Paving/Resurfacing GSD	40011	42405011	9/27/2010	GSD FY11 Capital Projects Fund	7,000,000	0	0	7,000,000	0	0	
NDOT	PW Bikeways GSD	40011	42407011	9/27/2010	GSD FY11 Capital Projects Fund	2,497,712	0	0	2,497,712	0	0	
NDOT	PW 28th/31st Ave Conn GSD	40011	42416011	9/27/2010	GSD FY11 Capital Projects Fund	15,085,752	0	764	15,084,322	1,430	0	
NDOT	PW Traffic Signals/Equip GSD	40011	42418011	9/27/2010	GSD FY11 Capital Projects Fund	2,500,000	0	0	2,500,000	0	0	
NDOT	PW Sidewalks GSD	40013	42401013	6/19/2012	GSD FY13 Capital Projects Fund	12,000,000	57,534	138,648	11,847,118	177,443	(24,561)	*
NDOT	PW Paving/Resurfacing GSD	40013	42402013	6/19/2012	GSD FY13 Capital Projects Fund	20,000,000	0	0	20,002,269	0	(2,269)	**
NDOT	PW Bikeways GSD	40013	42403013	6/19/2012	GSD FY13 Capital Projects Fund	2,999,867	0	0	2,919,872	114,842	(34,847)	*
NDOT	PW Bridges GSD	40013	42404013	6/19/2012	GSD FY13 Capital Projects Fund	4,747,328	0	0	4,747,328	0	0	
NDOT	PW Corridor Redevelopment GSD	40013	42405013	6/19/2012	GSD FY13 Capital Projects Fund	7,500,000	0	0	7,484,533	11,973	3,494	
NDOT	PW Road Projects GSD	40013	42406013	6/19/2012	GSD FY13 Capital Projects Fund	10,000,000	(17,025)	(17,025)	9,747,387	45,050	207,563	
NDOT	PW Signalization GSD	40013	42407013	6/19/2012	GSD FY13 Capital Projects Fund	4,749,421	0	0	4,749,421	0	0	
NDOT	PW Sidewalks GSD	40014	42401014	6/12/2013	GSD FY14 Capital Projects	8,000,000	36,039	64,773	7,915,823	19,946	64,231	
NDOT	PW Paving/Resurfacing GSD	40014	42402014	6/12/2013	GSD FY14 Capital Projects	20,000,000	0	0	19,989,126	4,859	6,015	
NDOT	PW Bikeways GSD	40014	42403014	6/12/2013	GSD FY14 Capital Projects	2,000,000	0	0	1,916,280	122,278	(38,558)	*
NDOT	PW Bridges GSD	40014	42404014	6/12/2013	GSD FY14 Capital Projects	1,050,000	(185,864)	561,616	641,626	408,374	0	
NDOT	PW Road Projects GSD	40014	42406014	6/12/2013	GSD FY14 Capital Projects	25,000,000	0	0	25,000,000	0	0	
NDOT	PW Signalization GSD	40014	42407014	6/12/2013	GSD FY14 Capital Projects	2,000,000	0	0	2,000,000	0	0	
NDOT	PW Bridges/Colverts-Redirected	40014	42411014	6/12/2013	GSD FY14 Capital Projects	13,630,000	43,786	491,485	13,348,870	307,750	(26,620)	*
NDOT	PW Bikeways-Redirect	40014	42413014	6/12/2013	GSD FY14 Capital Projects	750,000	0	31,310	575,268	125,390	49,342	

**Metropolitan Government of Nashville and Davidson County**  
**Quarterly Financial Updates**  
**Inception through June 2024**  
**General Obligation Capital Projects**

Department Description	Business Unit Description	Fund Number	Business Unit / Job #	Project Approval Date	Fund Description	Budget	Period Actual Amount	YTD Actual	Inception to Date Actual	Encumbrnc Amount	Remaining Balance	Notes
NDOT	PW Emergency Roadway Work-Redirect	40014	42414014	6/12/2013	GSD FY14 Capital Projects	410,000	18,242	131,452	329,310	73,832	6,858	
NDOT	PW Traffic Calming-Redirect	40014	42415014	6/12/2013	GSD FY14 Capital Projects	1,500,000	(6,684)	62,329	1,358,176	115,704	26,120	
NDOT	PW Sidewalks GSD	40015	42401015	6/18/2014	GSD FY15 Capital Projects	17,000,000	12,629	79,312	16,832,731	149,990	17,279	
NDOT	PW Paving/Resurfacing GSD	40015	42402015	6/18/2014	GSD FY15 Capital Projects	30,000,000	(2,902)	760,430	30,280,954	205,657	(486,611)	**
NDOT	PW Traffic/Signal Controls GSD	40015	42403015	6/18/2014	GSD FY15 Capital Projects	8,000,000	0	165,111	7,985,649	42,135	(27,784)	*
NDOT	PW Bridges GSD	40015	42404015	6/18/2014	GSD FY15 Capital Projects	6,000,000	0	0	6,000,000	0	0	
NDOT	PW Sidewalks GSD	40016	42401016	6/10/2015	GSD FY16 Capital Projects	25,000,000	0	1,631	24,971,752	12,784	15,464	
NDOT	PW Paving GSD	40016	42402016	6/10/2015	GSD FY16 Capital Projects	20,000,000	0	25,215	19,694,009	296,694	9,297	
NDOT	PW Traffic/Signal Controls GSD	40016	42403016	6/10/2015	GSD FY16 Capital Projects	3,000,000	0	0	2,966,537	13,517	19,946	
NDOT	PW Roads Bridges Bikeways GSD	40016	42404016	6/10/2015	GSD FY16 Capital Projects	28,800,000	147,396	692,732	26,825,867	698,727	1,275,406	
NDOT	PW Lanfill Engineering Mnt GSD	40016	42405016	6/10/2015	GSD FY16 Capital Projects	69,596	0	35,064	69,596	0	0	
NDOT	PW SWalk Paving Rdwy-Recall	40016	42406016	6/10/2015	GSD FY16 Capital Projects	14,495,761	0	159,042	14,632,278	3,423	(139,940)	**
NDOT	PW Sidewalks GSD	40017	42401017	6/22/2016	GSD FY17 Capital Projects	30,000,000	0	273,528	28,424,799	752,987	822,214	
NDOT	PW Paving GSD	40017	42402017	6/22/2016	GSD FY17 Capital Projects	35,000,000	0	299,666	34,711,060	140,693	148,247	
NDOT	PW Bikeways GSD	40017	42403017	6/22/2016	GSD FY17 Capital Projects	1,000,000	0	0	993,629	10,500	(4,129)	*
NDOT	PW Bridges GSD	40017	42404017	6/22/2016	GSD FY17 Capital Projects	10,000,000	0	0	9,901,766	0	98,234	
NDOT	PW Station Blvd Project GSD	40017	42405017	6/22/2016	GSD FY17 Capital Projects	6,000,000	0	0	6,047,832	0	(47,832)	**
NDOT	PW Roadway Improvements GSD	40017	42406017	6/22/2016	GSD FY17 Capital Projects	5,000,000	127	1,225,734	4,595,319	65,019	339,662	
NDOT	PW Traffic Signalization GSD	40017	42407017	6/22/2016	GSD FY17 Capital Projects	10,000,000	0	561,494	9,860,935	212,060	(72,995)	
NDOT	PW Road Reconstruction GSD	40017	42408017	6/22/2016	GSD FY17 Capital Projects	2,500,000	(12,500)	18,116	224,925	100,281	2,174,794	
NDOT	PW Paving GSD	40018	42401018	6/14/2017	GSD FY18 Capital Projects	35,000,000	142,197	447,165	34,872,877	117,785	9,338	
NDOT	PW Sidewalks GSD	40018	42402018	6/14/2017	GSD FY18 Capital Projects	30,000,000	732,647	3,068,383	26,823,695	1,307,813	1,868,492	
NDOT	PW Bikeways GSD	40018	42403018	6/14/2017	GSD FY18 Capital Projects	5,000,000	0	20,583	4,735,848	264,152	0	
NDOT	PW Roadway Reconstructn/Improv	40018	42404018	6/14/2017	GSD FY18 Capital Projects	13,000,000	0	675,716	13,525,535	16,473	(542,008)	**
NDOT	PW Solid Waste-Facilities Equip & Maint	40020	42410020	12/9/2019	GSD FY20 Cap Projs RS2019-100	500,000	0	0	500,000	0	0	
NDOT	PW Roadway ROW Reonstr Improv & M	40020	42420020	12/9/2019	GSD FY20 Cap Projs RS2019-100	500,000	0	0	476,555	20,887	2,558	
NDOT	PW Madison Station Blvd-Phase 2	40021	42400021	3/3/2021	GSD FY21 Cap Projs RS2021-757	5,000,000	0	0	4,086,932	718,470	194,598	
NDOT	PW Solid Waste	40021	42401021	3/3/2021	GSD FY21 Cap Projs RS2021-757	2,150,000	0	0	158,097	24,770	1,967,133	
NDOT	PW Satellite City Pmt-Road Infrastr	40021	42402021	3/3/2021	GSD FY21 Cap Projs RS2021-757	1,300,000	0	0	1,276,372	0	23,628	
NDOT	NDOT PB Bordeaux Hill-Speed Bumps	40021	42441121	3/3/2021	GSD FY21 Cap Projs RS2021-757	30,000	0	0	11,250	18,750	0	
NDOT	NDOT PB Buchanan Arts Dist-Signage	40021	42441221	3/3/2021	GSD FY21 Cap Projs RS2021-757	0	0	0	0	0	0	
NDOT	NDOT State of Good Repair	40022	42400022	12/8/2021	GSD FY22 Cap Projs RS2021-120	50,000,000	1,145,524	16,448,399	40,593,434	9,066,399	340,167	
NDOT	NDOT Restrtn&Resil-Ptnershp East Bnk	40022	42401022	12/8/2021	GSD FY22 Cap Projs RS2021-120	20,000,000	0	0	388,501	0	19,611,499	
NDOT	NDOT Restrtn&Resil-Trffc Mgmt E Bnk S	40022	42402022	12/8/2021	GSD FY22 Cap Projs RS2021-120	5,000,000	0	0	0	0	5,000,000	
NDOT	NDOT PB Speed Cushions Haynes	40022	42402122	12/8/2021	GSD FY22 Cap Projs RS2021-120	53,700	0	0	0	0	53,700	
NDOT	NDOT PB Traffic Calming N Nashville	40022	42402222	12/8/2021	GSD FY22 Cap Projs RS2021-120	38,400	0	0	0	0	38,400	
NDOT	NDOT PB Speed Cushions Snell & Panc	40022	42402322	12/8/2021	GSD FY22 Cap Projs RS2021-120	60,000	0	0	0	0	60,000	
NDOT	NDOT USD Annextn - Add Street Lights	40022	42403022	12/8/2021	GSD FY22 Cap Projs RS2021-120	500,000	0	0	0	0	500,000	
NDOT	NDOT Traffic Mgmt Systems/Signal Upg	40022	42404022	12/8/2021	GSD FY22 Cap Projs RS2021-120	7,000,000	9,659	2,421,285	3,504,410	3,304,476	191,114	

**Metropolitan Government of Nashville and Davidson County**  
**Quarterly Financial Updates**  
**Inception through June 2024**  
**General Obligation Capital Projects**

Department Description	Business Unit Description	Fund Number	Business Unit / Job #	Project Approval Date	Fund Description	Budget	Period Actual Amount	YTD Actual	Inception to Date Actual	Encumbrnc Amount	Remaining Balance	Notes
NDOT	NDOT Safety/Vision Zero/Traffic Calming	40022	42405022	12/8/2021	GSD FY22 Cap Projs RS2021-120	10,000,000	92,578	1,090,926	1,175,643	1,002,026	7,822,331	
NDOT	NDOT Vision Zero Education	40022	42406022	12/8/2021	GSD FY22 Cap Projs RS2021-120	1,000,000	109,330	205,958	217,825	335,236	446,939	
NDOT	NDOT Nolensville Pk Safety Audit Imple	40022	42407022	12/8/2021	GSD FY22 Cap Projs RS2021-120	6,214,500	45,618	244,974	861,109	36,970	5,316,421	
NDOT	NDOT Active Transportation/Bikeways	40022	42408022	12/8/2021	GSD FY22 Cap Projs RS2021-120	2,000,000	145,427	523,005	523,005	1,256,548	220,447	
NDOT	NDOT Sidewalk Design & Construction	40022	42409022	12/8/2021	GSD FY22 Cap Projs RS2021-120	5,000,000	680,109	2,297,044	3,247,706	1,119,456	632,838	
NDOT	NDOT State of Good Repair	40023	42400023	2/21/2023	GSD FY23 Cap Projs RS2023-197	38,076,000	1,423,729	16,062,053	19,751,568	15,358,873	2,965,559	
NDOT	NDOT Safety/Vision Zero/Traffic Calming	40023	42401023	2/21/2023	GSD FY23 Cap Projs RS2023-197	13,736,000	276,180	1,850,594	1,850,594	4,627,183	7,258,223	
NDOT	NDOT Active Transportation / Bikeways	40023	42402023	2/21/2023	GSD FY23 Cap Projs RS2023-197	5,346,000	766,676	2,257,228	2,257,228	13,150	3,075,622	
NDOT	NDOT Traffic Mgmt Systems/Signal Upg	40023	42403023	2/21/2023	GSD FY23 Cap Projs RS2023-197	6,026,000	79,846	286,493	286,493	3,009,030	2,730,477	
NDOT	NDOT Sidewalk Program	40023	42404023	2/21/2023	GSD FY23 Cap Projs RS2023-197	13,806,000	361,054	8,538,148	8,538,477	4,702,583	564,940	
NDOT	NDOT Roadways	40023	42405023	2/21/2023	GSD FY23 Cap Projs RS2023-197	500,000	0	0	0	500,000	0	
NDOT	NDOT Restoration & Resiliency / Partner	40023	42406023	2/21/2023	GSD FY23 Cap Projs RS2023-197	1,500,000	0	30,115	30,115	4,885	1,465,000	
NDOT	NDOT State of Good Repair	40024	42400024	2/21/2024	GSD FY24 Cap Projs RS2024-194	39,100,000	93,459	93,459	93,460	14,553,975	24,452,565	
NDOT	NDOT Safety/Vision Zero/Traffic Calming	40024	42401024	2/21/2024	GSD FY24 Cap Projs RS2024-194	12,500,000	0	0	0	909,209	11,590,791	
NDOT	NDOT Sidewalk Program	40024	42402024	2/21/2024	GSD FY24 Cap Projs RS2024-194	10,000,000	0	0	0	1,576,872	8,423,128	
NDOT	NDOT Active Transportation / Bikeways	40024	42403024	2/21/2024	GSD FY24 Cap Projs RS2024-194	5,000,000	0	0	2,500,000	199,990	2,300,010	
NDOT	NDOT Traffic Mgmt Systems/Signal Upg	40024	42404024	2/21/2024	GSD FY24 Cap Projs RS2024-194	2,500,000	0	0	0	0	2,500,000	
NDOT	NDOT Connect Downtown	40024	42405024	2/21/2024	GSD FY24 Cap Projs RS2024-194	2,500,000	0	0	0	0	2,500,000	
NDOT	NDOT East Bank Infrastructure & Grid	40024	42406024	2/21/2024	GSD FY24 Cap Projs RS2024-194	20,000,000	0	0	0	0	20,000,000	
NDOT	NDOT Transportation Planning	40024	42407024	2/21/2024	GSD FY24 Cap Projs RS2024-194	500,000	0	0	0	0	500,000	
NDOT	NDOT Restrtn&Resiliency-Partnrshp Fur	40024	42408024	2/21/2024	GSD FY24 Cap Projs RS2024-194	2,500,000	0	0	0	0	2,500,000	
NDOT	PW Century Farms Access Roads	40118	42401118	11/22/2017	GSD FY18B Capital Projects	6,994,671	0	0	6,994,671	0	0	
NDOT	PW Roadway Construct & Improve	40118	42402118	11/22/2017	GSD FY18B Capital Projects	7,375,000	0	172,408	5,210,342	105,448	2,059,210	
NDOT	PW Traffic Management Program	40118	42403118	11/22/2017	GSD FY18B Capital Projects	3,000,000	0	0	2,856,670	95,964	47,366	
NDOT	PW Paving Program	40119	42401119	10/22/2018	GSD FY19B Capital Projects	30,000,000	39,191	396,989	27,842,458	649,785	1,507,757	
NDOT	PW Sidewalks Program	40119	42402119	10/22/2018	GSD FY19B Capital Projects	30,000,000	231,542	6,406,479	16,976,534	9,065,749	3,957,717	
NDOT	PW Road Program	40119	42403119	10/22/2018	GSD FY19B Capital Projects	15,000,000	150,766	576,710	14,633,402	366,598	0	
NDOT	PW Bridges Program	40119	42404119	10/22/2018	GSD FY19B Capital Projects	4,000,000	0	7,285	4,000,305	87,593	(87,898)	*
NDOT	PW Solid Waste- Recycle Equip	40119	42405119	10/22/2018	GSD FY19B Capital Projects	1,500,000	0	0	1,500,000	0	0	
NDOT	PW Traffic Mgmt Program	40119	42406119	10/22/2018	GSD FY19B Capital Projects	3,000,000	6,577	6,577	2,663,917	240,223	95,860	
NDOT	PW Traffic Calming	40119	42407119	10/22/2018	GSD FY19B Capital Projects	1,500,000	0	0	1,453,135	23,060	23,805	
NDOT	PW Bikeways Program	40119	42408119	10/22/2018	GSD FY19B Capital Projects	1,500,000	0	32,303	1,111,222	253,125	135,653	
NDOT	PW East Bank/Cowan-Infrastrct	40119	42409119	10/22/2018	GSD FY19B Capital Projects	20,000,000	0	43,568	13,827,274	0	6,172,726	
NDOT	PW Solid Waste-Landfill Repair	40119	42410119	10/22/2018	GSD FY19B Capital Projects	500,000	0	0	0	243,000	257,000	
NDOT	PW Traffic Management	40220	42400220	3/18/2020	GSD FY20B Cap Projs RS2020-21	1,250,000	0	0	411,821	14,243	823,936	
NDOT	PW Paving Program	40220	42401220	3/18/2020	GSD FY20B Cap Projs RS2020-21	6,000,000	3,426	104,721	4,729,597	430,029	840,374	
NDOT	PW Sidewalk Program	40220	42402220	3/18/2020	GSD FY20B Cap Projs RS2020-21	4,000,000	0	486,852	3,554,091	414,617	31,292	
NDOT	PW Roadways/ROW Improv/Maintenanc	40220	42403220	3/18/2020	GSD FY20B Cap Projs RS2020-21	2,200,000	0	51,176	1,880,161	254,816	65,023	
NDOT	PW Solid Waste Equipment	40220	42404220	3/18/2020	GSD FY20B Cap Projs RS2020-21	500,000	160,114	447,724	493,752	0	6,248	

**Metropolitan Government of Nashville and Davidson County**  
**Quarterly Financial Updates**  
**Inception through June 2024**  
**General Obligation Capital Projects**

Department Description	Business Unit Description	Fund Number	Business Unit / Job #	Project Approval Date	Fund Description	Budget	Period Actual Amount	YTD Actual	Inception to Date Actual	Encumbrnc Amount	Remaining Balance	Notes
NDOT	PW State of Good Repair - Paving	42021	42403021	3/3/2021	Transportation Plan FY21 Cap Proj	28,000,000	9,584	1,687,514	25,379,099	1,454,005	1,166,896	
NDOT	PW State of Good Repair - Sidewalks	42021	42404021	3/3/2021	Transportation Plan FY21 Cap Proj	10,000,000	494,717	4,092,147	7,413,338	1,708,387	878,275	
NDOT	PW State of Good Repair - Bridge Progr	42021	42405021	3/3/2021	Transportation Plan FY21 Cap Proj	7,750,000	0	1,674,513	7,298,038	358,398	93,564	
NDOT	PW State of Good Repair -Bridge Lightin	42021	42406021	3/3/2021	Transportation Plan FY21 Cap Proj	2,250,000	21,182	66,819	1,534,415	152,041	563,544	
NDOT	PW Sidewalks-Walk/Bike Updates-Lwr E	42021	42407021	3/3/2021	Transportation Plan FY21 Cap Proj	11,000,000	1,944	1,549,751	7,421,284	822,980	2,755,736	
NDOT	PW Jefferson St Cap - Roadways ROW	42021	42408021	3/3/2021	Transportation Plan FY21 Cap Proj	5,800,000	0	0	200,076	49,924	5,550,000	
NDOT	PW Restoration & Resiliency-Roadways	42021	42409021	3/3/2021	Transportation Plan FY21 Cap Proj	10,055,690	21,698	752,449	3,277,125	203,733	6,574,832	
NDOT	PW East Bank - Planning	42021	42409121	3/3/2021	Transportation Plan FY21 Cap Proj	4,944,310	37	696,843	1,448,036	2,467,830	1,028,444	
NDOT	PW Safety/VisionZero &TrafficCalm-Traff	42021	42410021	3/3/2021	Transportation Plan FY21 Cap Proj	15,000,000	114,204	5,984,730	9,815,060	3,977,231	1,207,709	
NDOT	PW Active Transportation -Bikeways	42021	42411021	3/3/2021	Transportation Plan FY21 Cap Proj	4,500,000	0	1,081,725	1,755,225	824,567	1,920,208	
NDOT	PW TrafficMgt&Signal Upgrd-Traf Ctrl C	42021	42413021	3/3/2021	Transportation Plan FY21 Cap Proj	499,965	0	0	499,965	0	0	
NDOT	PW TrafficMgt&Signal Upgrd-Traf Mgt P	42021	42414021	3/3/2021	Transportation Plan FY21 Cap Proj	5,300,000	644	325,842	3,438,466	1,306,862	554,672	
NDOT	PW TrafficMgt&Signal Upgrd-Roadways	42021	42415021	3/3/2021	Transportation Plan FY21 Cap Proj	1,700,000	0	121,269	594,568	801,021	304,411	
NDOT	PW Downtn Neighbhhd Traffic Proj-Road	42021	42416021	3/3/2021	Transportation Plan FY21 Cap Proj	1,000,000	54,319	395,411	836,388	70,229	93,383	
NDOT	PW Info Tech - IT Upgrades	42021	42417021	3/3/2021	Transportation Plan FY21 Cap Proj	1,000,000	9,202	81,914	161,137	97,137	741,726	
NDOT	PW Info Tech - IT Upgrades - NDOT	42021	42417121	3/3/2021	Transportation Plan FY21 Cap Proj	2,922,000	117,505	1,136,289	1,166,789	863,711	891,500	
NDOT	PW Land Purchase - Roadways	42021	42418021	3/3/2021	Transportation Plan FY21 Cap Proj	1,000,000	0	0	0	0	1,000,000	
NDOT	PW Active Transprt -Roadways/ROW	42021	42419021	3/3/2021	Transportation Plan FY21 Cap Proj	2,500,000	90,459	821,690	1,126,362	920,535	453,103	
NDOT	PW GSD Library Parking Garage	44116	42431016	6/10/2015	GSD PW FY16 S/F Capital Projs	10,000,000	0	0	10,000,000	0	0	
NDOT	PW USD Bikeways	48009	42401010	6/10/2009	USD FY10 Capital Projects Fund	889,698	0	0	884,407	0	5,291	
NDOT	PW USD Roadway Projects	48009	42408010	6/10/2009	USD FY10 Capital Projects Fund	7,226,761	0	0	7,224,139	2,622	0	
NDOT	PW USD Sidewalks	48009	42410010	6/10/2009	USD FY10 Capital Projects Fund	2,277,325	0	0	2,277,325	0	0	
NDOT	PW SWalk Paving Rdwy-Recall	48009	42481010	6/10/2009	USD FY10 Capital Projects Fund	4,217	0	0	4,217	0	0	
NDOT	PW USD Paving/Resurfacing	48011	42406011	9/27/2010	USD FY11 Capital Projects Fund	4,985,510	0	0	4,985,915	0	(405)	**
NDOT	PW USD Sidewalks	48011	42410011	9/27/2010	USD FY11 Capital Projects Fund	5,000,000	0	0	5,000,000	0	0	
NDOT	PW USD Multi Fam Refuse/Recycl	48011	42414011	9/27/2010	USD FY11 Capital Projects Fund	250,000	0	0	239,535	0	10,465	
NDOT	PW USD Refuse/Recycle Contain	48011	42415011	9/27/2010	USD FY11 Capital Projects Fund	275,000	0	0	274,990	0	10	
NDOT	PW SWalk Paving Rdwy-Recall	48011	42481011	9/27/2010	USD FY11 Capital Projects Fund	305,922	0	0	305,922	0	0	
NDOT	PW Solid Waste Study	48017	42481017	6/22/2016	USD FY17 Capital Projects Fund	500,000	0	0	499,999	1	0	
NDOT	PW USD Paving/Road Projects	48113	42486113	2/12/2013	USD FY13B Capital Projects	4,981,420	0	0	4,976,241	5,180	0	
NDOT	PW USD Annexation	48118	42484118	2/12/2013	USD FY18B Capital Projects	225,000	0	0	225,000	0	0	
<b>NASHVILLE DEPT OF TRANSPORTATION TOTALS</b>						<b>1,098,195,983</b>	<b>7,721,922</b>	<b>91,525,653</b>	<b>818,811,695</b>	<b>96,692,925</b>	<b>182,691,363</b>	
						<b>* Overage due to Encumbrances. Negative Balance will Clear as Actual Payments are Made or Encumbrances are cancelled.</b>						
						<b>** Overage due to Mis-Applied Payment and is in the Process of Being Corrected.</b>						
Farmer's Market	FAR Farmers Mkt Projects	40109	60401010	6/10/2009	GSD FY10 Self-funding Cap Proj	43,668	0	0	77,083	0	(33,415)	**
Farmer's Market	FAR Farmers Mkt HVAC Replace	40119	60402119	10/22/2018	GSD FY19B Capital Projects	1,200,000	3,698	39,928	1,198,158	0	1,842	
<b>FARMERS' MARKET TOTALS</b>						<b>1,243,668</b>	<b>3,698</b>	<b>39,928</b>	<b>1,275,241</b>	<b>0</b>	<b>(31,573)</b>	

Metropolitan Government of Nashville and Davidson County  
 Quarterly Financial Updates  
 Inception through June 2024  
 General Obligation Capital Projects

Department Description	Business Unit Description	Fund Number	Business Unit / Job #	Project Approval Date	Fund Description	Budget	Period Actual Amount	YTD Actual	Inception to Date Actual	Encumbrnc Amount	Remaining Balance	Notes	
					<b>** Overage to be transferred to separate capital account to clear negative balance.</b>								
Muni Auditorium	MUN Life & Safety Upgrades	40009	61401010	6/10/2009	GSD FY10 Capital Projects Fund	0	0	0	0	0	0		
Muni Auditorium	MUN Plumbing HVAC Repairs/Reno	40021	61400021	3/3/2021	GSD FY21 Cap Projs RS2021-757	2,500,000	0	126,106	543,080	30,849	1,926,071		
	<b>MUNICIPAL AUDITORIUM TOTALS</b>					<b>2,500,000</b>	<b>0</b>	<b>126,106</b>	<b>543,080</b>	<b>30,849</b>	<b>1,926,071</b>		
Fairgrounds-Nas	BFC Fairgrounds Improvements	40017	62401017	6/22/2016	GSD FY17 Capital Projects	17,000,000	124,548	285,428	16,812,428	94,667	92,905		
Fairgrounds-Nas	BFC Fairgrounds Infrastructure	40022	62401022	12/8/2021	GSD FY22 Cap Projs RS2021-120	22,000,000	21,771	1,139,131	2,778,195	2,421,571	16,800,234		
Fairgrounds-Nas	BFC Fairgrounds Campus Completion	40023	62401023	2/21/2023	GSD FY23 Cap Projs RS2023-197	19,300,000	72,008	907,687	948,628	1,676,099	16,675,273		
Fairgrounds-Nas	BFC Buildings & Facilities Imp	40019	62401019	9/5/2018	GSD FY19 Cap Projs RS2018-132	25,000,000	(25,618)	27,591	24,996,321	7,144	(3,465)	*	
	<b>FAIRGROUNDS - NASHVILLE TOTALS</b>					<b>83,300,000</b>	<b>192,709</b>	<b>2,359,837</b>	<b>45,535,572</b>	<b>4,199,481</b>	<b>33,564,947</b>		
					<b>* Overage due to Encumbrances. Negative Balance will Clear as Actual Payments are Made or Encumbrances are cancelled.</b>								
Sports Authority	x-SPA Roof and Signage	40009	64401010	6/10/2009	GSD FY10 Capital Projects Fund	13,995	0	0	13,995	0	0		
Sports Authority	SPA MLS Infrastructure	40019	64401019	9/5/2018	GSD FY19 Cap Projs RS2018-132	25,000,000	(5,301)	(2,043,211)	23,979,748	1,333,450	(313,198)	*	
Sports Authority	x-SPA Bridgestone Arena Ext Imp	40113	64401113	2/12/2013	GSD FY13B Capital Projects	6,214,040	0	0	6,214,040	0	0		
	<b>SPORTS AUTHORITY TOTALS</b>					<b>31,228,035</b>	<b>(5,301)</b>	<b>(2,043,211)</b>	<b>30,207,783</b>	<b>1,333,450</b>	<b>(313,198)</b>		
					<b>* Overage due to Encumbrances. Negative Balance will Clear as Actual Payments are Made or Encumbrances are cancelled.</b>								
Water & Sewer	W&S Stormwater Drain GO Closeo	40009	65401010	6/10/2009	GSD FY10 Capital Projects Fund	328,560	0	0	253,590	0	74,970		
Water & Sewer	W&S FY17 StormwaterHomeBuyouts	40017	65401017	6/22/2016	GSD FY17 Capital Projects	5,000,000	0	0	4,718,153	567	281,280		
Water & Sewer	W&S Waste Services Hvy Equip/Garbg	40022	65401022	12/8/2021	GSD FY22 Cap Projs RS2021-120	1,280,000	0	0	0	0	1,280,000		
Water & Sewer	W&S Waste Services Security	40022	65402022	12/8/2021	GSD FY22 Cap Projs RS2021-120	1,000,000	0	146,809	183,391	249,156	567,453		
Water & Sewer	W&S PB Upgrade Drains Moormans Arn	40022	65402122	12/8/2021	GSD FY22 Cap Projs RS2021-120	500,000	181,827	331,908	331,909	164,663	3,428		
Water & Sewer	W&S SW County-wide Projects	40022	65403022	12/8/2021	GSD FY22 Cap Projs RS2021-120	12,550,000	1,150,223	10,798,270	12,021,735	2,863,190	(2,334,925)	*	
Water & Sewer	W&S SW Engineering & Design	40022	65404022	12/8/2021	GSD FY22 Cap Projs RS2021-120	3,000,000	643,615	1,592,922	2,416,139	658,837	(74,976)		
Water & Sewer	W&S Waste Collection	40024	65401024	2/21/2024	GSD FY24 Cap Projs RS2024-194	1,000,000	0	0	0	0	1,000,000		
Water & Sewer	W&S Customer Info System (CIS)	40024	65402024	2/21/2024	GSD FY24 Cap Projs RS2024-194	1,000,000	0	0	0	242,930	757,070		
Water & Sewer	W&S Waste Diversion Pilot - 2nd Ave	40024	65403024	2/21/2024	GSD FY24 Cap Projs RS2024-194	1,500,000	0	0	0	0	1,500,000		
Water & Sewer	W&S SW Capitl Constructn/Remediation	40024	65404024	2/21/2024	GSD FY24 Cap Projs RS2024-194	13,000,000	0	0	0	0	13,000,000		
Water & Sewer	W&S SW State of Good Repair-SW Proj	41021	65401021	3/3/2021	W&S GSD Stormwater FY21 SF C	19,830,000	202,512	2,872,946	18,106,992	1,804,669	(81,661)	*	
Water & Sewer	W&S Stormwater Program	41113	65411113	2/12/2013	W&S GSD StormwaterS/F FY13BC	49,987,776	0	0	49,987,776	0	0		
Water & Sewer	W&S Stormwater FY18B SF Projs	41118	65411118	11/22/2017	W&S GSD StormwaterS/F FY18BC	10,000,000	0	0	9,770,074	164,028	65,898		
Water & Sewer	W&S Stormwater FY19B SF Projs	41119	65411119	10/22/2018	W&S GSD StormwaterS/F FY19BC	20,000,000	0	686,396	20,694,133	165,066	(859,199)	**	
Water & Sewer	x-W&S SW USD Drain GO Closeout	48009	65402010	6/10/2009	USD FY10 Capital Projects Fund	177,159	0	0	177,159	0	0		
Water & Sewer	W&S Stormwater S/F FY10 CapPrj	49110	65403010	6/10/2009	W&S GSD Stormwater S/F FY10C	48,299,981	0	0	47,316,352	164,322	819,307		
Water & Sewer	W&S Stormwater Fairgrounds	49110	65405010	6/10/2009	W&S GSD Stormwater S/F FY10C	1,695,000	0	0	1,695,000	0	0		

Metropolitan Government of Nashville and Davidson County  
 Quarterly Financial Updates  
 Inception through June 2024  
 General Obligation Capital Projects

Department Description	Business Unit Description	Fund Number	Business Unit / Job #	Project Approval Date	Fund Description	Budget	Period Actual Amount	YTD Actual	Inception to Date Actual	Encumbrnc Amount	Remaining Balance	Notes
<b>WATER &amp; SEWER TOTALS</b>						<b>190,148,476</b>	<b>2,178,177</b>	<b>16,429,251</b>	<b>167,672,403</b>	<b>6,477,428</b>	<b>15,998,645</b>	
* Overage due to Encumbrances. Negative Balance will Clear as Actual Payments are Made or Encumbrances are cancelled.												
** Overage to be transferred to separate capital account to clear negative balance.												
General Hospital	x-GHOStar and Rev Cycle Softwar	40009	67401010	6/10/2009	GSD FY10 Capital Projects Fund	284,479	0	0	284,479	0	0	
General Hospital	x-GHO STAR Technology Proj	40014	67401014	6/12/2013	GSD FY14 Capital Projects	2,300,000	0	0	2,300,000	0	0	
General Hospital	x-GHOIT System Replace/McKesson	40015	67401015	6/18/2014	GSD FY15 Capital Projects	1,200,000	0	0	1,200,000	0	0	
General Hospital	x-GHOMedical Equipment	40015	67402015	6/18/2014	GSD FY15 Capital Projects	1,800,000	0	0	1,800,000	0	0	
General Hospital	GHO Maint/ Renovation/ Equipmt	40016	67401016	6/10/2015	GSD FY16 Capital Projects	3,000,000	0	0	3,000,000	0	0	
General Hospital	GHO Misc Equipment/Upgrades	40017	67401017	6/22/2016	GSD FY17 Capital Projects	5,000,000	0	0	5,000,000	0	0	
General Hospital	GHO Misc Repairs Maint Equipmt	40119	67401119	10/22/2018	GSD FY19B Capital Projects	2,400,000	0	0	2,400,000	0	0	
<b>GENERAL HOSPITAL TOTALS</b>						<b>15,984,479</b>	<b>0</b>	<b>0</b>	<b>15,984,479</b>	<b>0</b>	<b>0</b>	
DES-Dist Energy	W&S DES Engineering	40024	68401024	2/21/2024	GSD FY24 Cap Projs RS2024-194	45,000	0	0	(955,000)	0	1,000,000	
DES-Dist Energy	W&S DES Tunnel Repairs	40024	68402024	2/21/2024	GSD FY24 Cap Projs RS2024-194	935,000	0	0	(65,000)	0	1,000,000	
DES-Dist Energy	W&S DES Service Connectns - Repairs	40024	68403024	2/21/2024	GSD FY24 Cap Projs RS2024-194	1,565,000	0	0	565,000	0	1,000,000	
DES-Dist Energy	DES MCC Infrastructure CP	49107	68403010	9/27/2010	DES MCC Infrastructure FY11 CP	8,500,000	3,555	54,739	8,411,331	67,643	21,026	
DES-Dist Energy	DES Misc Service Projects	49109	68401010	6/10/2009	DES FY10 Self-Funding Cap Proj	2,919,390	0	0	2,849,185	1,245	68,961	
DES-Dist Energy	DES Customer Connection and Re	49109	68402010	6/10/2009	DES FY10 Self-Funding Cap Proj	2,410,000	0	0	1,047,758	0	1,362,242	
DES-Dist Energy	DES FY16 Misc Service Projects	49116	68401016	6/10/2015	USD DES FY16 S/F Capital Projs	25,284,478	390,990	1,408,647	6,281,068	242,433	18,760,977	
<b>DISTRICT ENERGY SYSTEM TOTALS</b>						<b>41,658,868</b>	<b>394,545</b>	<b>1,463,386</b>	<b>18,134,342</b>	<b>311,321</b>	<b>23,213,206</b>	
Metro Action Com	x-MAC New Headstart North Kitch	40009	75401010	6/10/2009	GSD FY10 Capital Projects Fund	20,889	0	0	20,889	0	0	
Metro Action Com	x-MAC New Headstart Fac Douglas	40009	75402010	6/10/2009	GSD FY10 Capital Projects Fund	27,033	0	0	27,033	0	0	
Metro Action Com	MAC Repairs/Major Maintenance	40018	75401018	6/14/2017	GSD FY18 Capital Projects	2,500,000	0	0	2,500,000	0	0	
Metro Action Com	MAC Sprinkler System Installations	40021	75400021	3/3/2021	GSD FY21 Cap Projs RS2021-757	500,000	0	0	0	0	500,000	
Metro Action Com	MAC Replace Damaged Walls Flooring	40021	75401021	3/3/2021	GSD FY21 Cap Projs RS2021-757	150,000	0	0	0	107,099	42,901	
Metro Action Com	MAC Replace Damaged Tile - Douglass	40021	75402021	3/3/2021	GSD FY21 Cap Projs RS2021-757	150,000	0	0	0	146,775	3,225	
Metro Action Com	MAC Recon Side of Richland Ctr Parkg	40021	75403021	3/3/2021	GSD FY21 Cap Projs RS2021-757	250,000	0	0	0	0	250,000	
<b>METRO ACTION COMMISSION TOTALS</b>						<b>3,597,922</b>	<b>0</b>	<b>0</b>	<b>2,547,922</b>	<b>253,874</b>	<b>796,126</b>	
MDHA	x-MDHA African Am Museum	40009	77401010	6/10/2009	GSD FY10 Capital Projects Fund	465,898	0	0	465,898	0	0	
MDHA	x-MDHA Adventure Science	40009	77406010	6/10/2009	GSD FY10 Capital Projects Fund	245,747	0	0	245,747	0	0	
MDHA	x-MDHA Zoo	40009	77408010	6/10/2009	GSD FY10 Capital Projects Fund	451,235	0	0	451,235	0	0	
MDHA	x-MDHA Affordable Housng Infrastr	40016	77401016	6/10/2015	GSD FY16 Capital Projects	4,000,000	0	0	4,000,000	0	0	
MDHA	MDHA Infrastructure Improv-Hsg	40017	77401017	6/22/2016	GSD FY17 Capital Projects	7,000,000	0	0	7,000,000	0	0	



Metropolitan Government of Nashville and Davidson County  
 Quarterly Financial Updates  
 Inception through June 2024  
 General Obligation Capital Projects

Department Description	Business Unit Description	Fund Number	Business Unit / Job #	Project Approval Date	Fund Description	Budget	Period Actual Amount	YTD Actual	Inception to Date Actual	Encumbrnc Amount	Remaining Balance	Notes
MDHA	MDHA Infrastr Particptn Agrmts-Affrd Hs	40021	77400021	3/3/2021	GSD FY21 Cap Projs RS2021-757	2,000,000	0	0	85,225	0	1,914,775	
MDHA	MDHA Affrd Hous'g-Infra Partcptn Agrm	40022	77401022	12/8/2021	GSD FY22 Cap Projs RS2021-120	3,000,000	0	0	3,000,000	0	0	
MDHA	MDHA Affrd Housg-Infra Partcptn Agrm	40022	77401122	12/8/2021	GSD FY22 Cap Projs RS2021-120	2,000,000	0	0	0	0	2,000,000	
MDHA	MDHA African Am Museum	40209	77411010	6/10/2009	GSD FY10 Non-BAB Capital Projs	8,987,947	0	0	8,987,947	0	0	
MDHA	x-MDHA Frist CF FY10	40209	77412010	6/10/2009	GSD FY10 Non-BAB Capital Projs	106,073	0	0	106,073	0	0	
MDHA	x-MDHA Adventure Science	40209	77413010	6/10/2009	GSD FY10 Non-BAB Capital Projs	4,253	0	0	4,253	0	0	
MDHA	x-MDHA Frist FY10	40209	77414010	6/10/2009	GSD FY10 Non-BAB Capital Projs	130,611	0	0	130,611	0	0	
MDHA	x-MDHA Zoo	40209	77415010	6/10/2009	GSD FY10 Non-BAB Capital Projs	548,765	0	0	548,765	0	0	
MDHA	x-MDHA USD Riverfront Redevelo	48009	77402010	6/10/2009	USD FY10 Capital Projects Fund	7,950,000	0	0	7,950,000	0	0	
MDHA	x-MDHA USD Gulch Arts Ctr Redev	48009	77404010	6/10/2009	USD FY10 Capital Projects Fund	1,008,708	0	0	1,008,708	0	0	
MDHA	x-MDHA USD Riverfront Phase 2	48009	77405010	6/10/2009	USD FY10 Capital Projects Fund	15,597,347	0	0	15,597,347	0	0	
	<b>MDHA TOTALS</b>					<b>53,496,585</b>	<b>0</b>	<b>0</b>	<b>49,581,810</b>	<b>0</b>	<b>3,914,775</b>	
MTA	x-MTA Carry Forward to FY10	40009	78401010	6/10/2009	GSD FY10 Capital Projects Fund	1,037,726	0	0	1,037,726	0	0	
MTA	x-MTA Fed Grant Local Match	40009	78402010	6/10/2009	GSD FY10 Capital Projects Fund	4,400,000	0	0	4,400,000	0	0	
MTA	x-MTA Bus Rapid Transit Infrst	40009	78403010	6/10/2009	GSD FY10 Capital Projects Fund	3,500,000	0	0	3,500,000	0	0	
MTA	x-MTA Building Improvements	40009	78404010	6/10/2009	GSD FY10 Capital Projects Fund	3,170,000	0	0	3,170,000	0	0	
MTA	x-MTA Replace Paratransit Vehic	40009	78405010	6/10/2009	GSD FY10 Capital Projects Fund	2,600,000	0	0	2,600,000	0	0	
MTA	x-MTA Replace 40/60 ft Buses	40009	78406010	6/10/2009	GSD FY10 Capital Projects Fund	10,100,000	0	0	10,100,000	0	0	
MTA	x-MTA Grant Local Match	40011	78402011	9/27/2010	GSD FY11 Capital Projects Fund	1,550,000	0	0	1,550,000	0	0	
MTA	x-MTA Route Analysis	40011	78403011	9/27/2010	GSD FY11 Capital Projects Fund	800,000	0	0	800,000	0	0	
MTA	MTA RTA Grant Local Match	40011	78404011	9/27/2010	GSD FY11 Capital Projects Fund	250,000	0	0	250,000	0	0	
MTA	MTA Paratransit Vehicles	40011	78405011	9/27/2010	GSD FY11 Capital Projects Fund	1,200,000	0	0	1,200,000	0	0	
MTA	x-MTA Replacement Buses	40011	78406011	9/27/2010	GSD FY11 Capital Projects Fund	6,950,000	0	0	6,950,000	0	0	
MTA	x-MTA Grant Matches	40013	78402013	6/19/2012	GSD FY13 Capital Projects Fund	4,292,000	0	0	4,292,000	0	0	
MTA	MTA Murfreesboro Road BRT	40013	78403013	6/19/2012	GSD FY13 Capital Projects Fund	4,800,000	0	0	4,800,000	0	0	
MTA	x-MTA RTA - Grant Matches	40013	78404013	6/19/2012	GSD FY13 Capital Projects Fund	500,000	0	0	500,000	0	0	
MTA	x-MTA Paratransit Buses	40013	78405013	6/19/2012	GSD FY13 Capital Projects Fund	3,360,000	0	0	3,360,000	0	0	
MTA	x-MTA Fixed Route Buses	40013	78406013	6/19/2012	GSD FY13 Capital Projects Fund	18,000,000	0	0	18,000,000	0	0	
MTA	MTA Music City Circuit Buses	40013	78407013	6/19/2012	GSD FY13 Capital Projects Fund	3,500,000	0	0	3,500,000	0	0	
MTA	MTA Grant Matches Special	40013	78408013	6/19/2012	GSD FY13 Capital Projects Fund	3,158,000	0	0	3,158,000	0	0	
MTA	MTA RTA -Property Improvements	40013	78409013	6/19/2012	GSD FY13 Capital Projects Fund	50,000	0	0	50,000	0	0	
MTA	MTA The AMP	40014	78401014	6/12/2013	GSD FY14 Capital Projects	3,000,000	0	0	3,000,000	0	0	
MTA	x-MTA Grant MatchVeh Prep/Log13	40014	78402014	6/12/2013	GSD FY14 Capital Projects	250,000	0	0	250,000	0	0	
MTA	x-MTA Grant MatchVeh Prep/Log14	40014	78403014	6/12/2013	GSD FY14 Capital Projects	2,250,000	0	0	2,250,000	0	0	
MTA	MTA Grant Match-RTA thru MTA13	40014	78404014	6/12/2013	GSD FY14 Capital Projects	750,000	0	0	750,000	0	0	
MTA	MTA Grant Match-RTA thru MTA14	40014	78405014	6/12/2013	GSD FY14 Capital Projects	1,250,000	0	0	1,250,000	0	0	
MTA	x-MTA Replacement 12 Buses	40014	78406014	6/12/2013	GSD FY14 Capital Projects	10,000,000	0	0	10,000,000	0	0	

**Metropolitan Government of Nashville and Davidson County**  
**Quarterly Financial Updates**  
**Inception through June 2024**  
**General Obligation Capital Projects**

Department Description	Business Unit Description	Fund Number	Business Unit / Job #	Project Approval Date	Fund Description	Budget	Period Actual Amount	YTD Actual	Inception to Date Actual	Encumbrnc Amount	Remaining Balance	Notes
MTA	x-MTA Vehicle Location Sys AVL	40014	78407014	6/12/2013	GSD FY14 Capital Projects	1,500,000	0	0	1,500,000	0	0	
MTA	x-MTA Paratransit Vehicles	40014	78408014	6/12/2013	GSD FY14 Capital Projects	2,000,000	0	0	2,000,000	0	0	
MTA	MTA Myatt Building Renovations	40014	78409014	6/12/2013	GSD FY14 Capital Projects	1,500,000	0	0	1,500,000	0	0	
MTA	x-MTA Grant Match	40015	78401015	6/18/2014	GSD FY15 Capital Projects	3,350,000	0	0	3,350,000	0	0	
MTA	MTA Building Renovations	40015	78402015	6/18/2014	GSD FY15 Capital Projects	2,000,000	0	0	2,000,000	0	0	
MTA	MTA BRT Lite Infrastructure	40015	78403015	6/18/2014	GSD FY15 Capital Projects	3,000,000	0	0	3,000,000	0	0	
MTA	MTA RTA - Grant Match	40015	78404015	6/18/2014	GSD FY15 Capital Projects	350,000	0	0	350,000	0	0	
MTA	x-MTA Bus Shelters	40015	78405015	6/18/2014	GSD FY15 Capital Projects	1,000,000	0	0	1,000,000	0	0	
MTA	MTA Replacement Buses/Vehicles	40015	78406015	6/18/2014	GSD FY15 Capital Projects	8,300,000	0	0	8,300,000	0	0	
MTA	MTA Replacement Buses	40016	78401016	6/10/2015	GSD FY16 Capital Projects	7,277,500	0	0	7,277,500	0	0	
MTA	MTA - Grant Match	40016	78402016	6/10/2015	GSD FY16 Capital Projects	3,162,500	0	0	3,162,500	0	0	
MTA	MTA Paratransit Vehicles	40016	78403016	6/10/2015	GSD FY16 Capital Projects	1,000,000	0	0	1,000,000	0	0	
MTA	MTA RTA - Grant Match	40016	78404016	6/10/2015	GSD FY16 Capital Projects	1,560,000	0	0	1,560,000	0	0	
MTA	x MTA * Replacement Buses	40017	78401017	6/22/2016	GSD FY17 Capital Projects	12,510,000	0	0	12,510,000	0	0	
MTA	MTA Grant Matches	40017	78402017	6/22/2016	GSD FY17 Capital Projects	2,630,000	0	0	2,630,000	0	0	
MTA	MTA Fare Collection System	40017	78403017	6/22/2016	GSD FY17 Capital Projects	3,650,000	0	0	3,650,000	0	0	
MTA	x MTA * Grant Match - RTA	40017	78404017	6/22/2016	GSD FY17 Capital Projects	1,210,000	0	0	1,210,000	0	0	
MTA	MTA Access Ride Replacements	40018	78401018	6/14/2017	GSD FY18 Capital Projects	2,280,000	0	0	2,280,000	0	0	
MTA	MTA Replacement Buses	40018	78402018	6/14/2017	GSD FY18 Capital Projects	14,200,000	0	0	14,200,000	0	0	
MTA	MTA Bus Mid-Life Overhauls	40018	78403018	6/14/2017	GSD FY18 Capital Projects	1,020,000	0	576,870	576,870	0	443,130	
MTA	x MTA * Fed / State Grants	40018	78404018	6/14/2017	GSD FY18 Capital Projects	4,000,000	0	0	4,000,000	0	0	
MTA	RTA - Fed / State Grants	40018	78405018	6/14/2017	GSD FY18 Capital Projects	2,000,000	0	0	2,000,000	0	0	
MTA	MTA Fare Collection System	40018	78406018	6/14/2017	GSD FY18 Capital Projects	7,200,000	0	0	7,200,000	0	0	
MTA	MTA TSU Circulator	40018	78407018	6/14/2017	GSD FY18 Capital Projects	1,800,000	27,133	770,004	1,708,556	0	91,444	
MTA	x MTA * Engineering Studies - MTA	40018	78408018	6/14/2017	GSD FY18 Capital Projects	1,250,000	0	0	1,250,000	0	0	
MTA	MTA Engineering Studies - PW	40018	78409018	6/14/2017	GSD FY18 Capital Projects	2,750,000	0	0	2,750,000	0	0	
MTA	MTA Grant Match - MTA	40021	78401021	3/3/2021	GSD FY21 Cap Projs RS2021-757	4,000,000	1,804,857	3,053,305	3,053,305	0	946,695	
MTA	MTA Grant Match - RTA	40021	78402021	3/3/2021	GSD FY21 Cap Projs RS2021-757	660,000	0	0	0	0	660,000	
MTA	MTA Shelter Imprvmts & Nbrhd Trans Ct	40021	78403021	3/3/2021	GSD FY21 Cap Projs RS2021-757	2,000,000	0	363,761	2,000,000	0	0	
MTA	MTA PB Bus Shelters-PartcBdgt Boundr	40021	78441121	12/8/2021	GSD FY22 Cap Projs RS2021-120	267,990	0	0	267,990	0	0	
MTA	MTA Grant Match - State / Fed Grants	40022	78441121	12/8/2021	GSD FY22 Cap Projs RS2021-120	5,000,000	0	0	0	0	5,000,000	
MTA	MTA RTA Grant Match - State / Fed Gra	40022	78441121	12/8/2021	GSD FY22 Cap Projs RS2021-120	760,000	0	0	0	0	760,000	
MTA	MTA PB Bus Shelter Clarksville Pike	40022	78402122	12/8/2021	GSD FY22 Cap Projs RS2021-120	60,000	6,695	32,197	32,197	0	27,803	
MTA	MTA Replacement Buses	40022	78441122	12/8/2021	GSD FY22 Cap Projs RS2021-120	10,000,000	0	0	10,000,000	0	0	
MTA	MTA Neighborhood Transit Centers	40022	78441121	12/8/2021	GSD FY22 Cap Projs RS2021-120	3,300,000	160	37,417	37,417	0	3,262,583	
MTA	MTA Replace Body-on-Chassis, Small B	40022	78441121	12/8/2021	GSD FY22 Cap Projs RS2021-120	2,000,000	0	902,642	2,000,000	0	0	
MTA	MTA Expsn Buses-Better Bus Srvc Impr	40022	78441121	12/8/2021	GSD FY22 Cap Projs RS2021-120	2,000,000	0	0	2,000,000	0	0	
MTA	MTA Transit Stops / Shelter Imprvmnts	40022	78441121	12/8/2021	GSD FY22 Cap Projs RS2021-120	3,000,000	52,275	407,143	407,143	0	2,592,857	
MTA	MTA Murf Pk, Plan'g - Bus Rapid Transit	40022	78441121	12/8/2021	GSD FY22 Cap Projs RS2021-120	2,000,000	933,426	940,901	940,901	0	1,059,099	

**Metropolitan Government of Nashville and Davidson County**  
**Quarterly Financial Updates**  
**Inception through June 2024**  
**General Obligation Capital Projects**

Department Description	Business Unit Description	Fund Number	Business Unit / Job #	Project Approval Date	Fund Description	Budget	Period Actual Amount	YTD Actual	Inception to Date Actual	Encumbrnc Amount	Remaining Balance	Notes
MTA	MTA Clarksvl Pk-Bus Rapid Transit Plan	40022	78441121	12/8/2021	GSD FY22 Cap Projs RS2021-120	2,000,000	0	0	0	0	2,000,000	
MTA	MTA Grant Match - State / Fed Grants	40023	78401023	2/21/2023	GSD FY23 Cap Projs RS2023-197	6,000,000	0	0	0	0	6,000,000	
MTA	MTA RTA Grant Match - State / Fed Gra	40023	78402023	2/21/2023	GSD FY23 Cap Projs RS2023-197	1,250,000	0	0	0	0	1,250,000	
MTA	MTA Neighborhood Transit Centers	40023	78403023	2/21/2023	GSD FY23 Cap Projs RS2023-197	8,000,000	0	989,237	989,237	0	7,010,763	
MTA	MTA Better Bus Fleet Expansion	40023	78404023	2/21/2023	GSD FY23 Cap Projs RS2023-197	8,180,000	8,180,000	8,180,000	8,180,000	0	0	
MTA	MTA Transit Stops / Shelter Imprvmnts	40023	78405023	2/21/2023	GSD FY23 Cap Projs RS2023-197	1,500,000	0	0	0	0	1,500,000	
MTA	MTA Grant Match-State&Fed Grants	40024	78401024	2/21/2024	GSD FY24 Cap Projs RS2024-194	6,000,000	0	0	0	0	6,000,000	
MTA	MTA RTA Grant Match-State&Fed Grant	40024	78402024	2/21/2024	GSD FY24 Cap Projs RS2024-194	1,250,000	0	0	0	0	1,250,000	
MTA	MTA WeGo Access Paratransit Vehicles	40024	78403024	2/21/2024	GSD FY24 Cap Projs RS2024-194	3,174,000	0	0	0	0	3,174,000	
MTA	MTA Replacement Buses / Chassis	40024	78404024	2/21/2024	GSD FY24 Cap Projs RS2024-194	8,600,000	0	0	0	0	8,600,000	
MTA	MTA Transit Stops / Shelter Imprvmnts	40024	78405024	2/21/2024	GSD FY24 Cap Projs RS2024-194	3,000,000	0	0	0	0	3,000,000	
MTA	MTA Neighborhood Transit Centers	40024	78406024	2/21/2024	GSD FY24 Cap Projs RS2024-194	4,000,000	0	0	0	0	4,000,000	
MTA	MTA Better Bus Fleet Expansion	40024	78407024	2/21/2024	GSD FY24 Cap Projs RS2024-194	4,838,000	0	0	0	0	4,838,000	
MTA	MTA Grant Matching	40119	78402119	10/22/2018	GSD FY19B Capital Projects	2,500,000	0	184,389	2,500,000	0	0	
MTA	MTA Grant Matches	40220	78400220	3/18/2020	GSD FY20B Cap Projs RS2020-21	3,000,000	0	3,000,000	3,000,000	0	0	
MTA	MTA RTA Grant Matches	40220	78401220	3/18/2020	GSD FY20B Cap Projs RS2020-21	1,600,000	1,498	193,966	287,001	0	1,312,999	
	<b>MTA TOTALS</b>					<b>283,157,716</b>	<b>11,006,044</b>	<b>19,631,832</b>	<b>218,378,343</b>	<b>0</b>	<b>64,779,373</b>	
MNPS	x-ADM MNPS FY10 Capital Conting	45009	01403109	6/10/2009	X-MNPS FY10 Capital Projects	2,700,862	0	0	2,700,862	0	0	
MNPS	x-MNPS Crieve Hall Elem 10 Class	45009	80401009	6/10/2009	X-MNPS FY10 Capital Projects	233,314	0	0	233,314	0	0	
MNPS	x-MNPS Football Stadium Lighting	45009	80401109	6/10/2009	X-MNPS FY10 Capital Projects	550,000	0	0	550,000	0	0	
MNPS	x-MNPS Glengarry Elem 10 Classrm	45009	80402009	6/10/2009	X-MNPS FY10 Capital Projects	54,500	0	0	54,500	0	0	
MNPS	x-MNPS Glenview Elem 11 Classrms	45009	80403009	6/10/2009	X-MNPS FY10 Capital Projects	12,533	0	0	12,533	0	0	
MNPS	x-MNPS Haywood Elem 16 Classrms	45009	80405009	6/10/2009	X-MNPS FY10 Capital Projects	147,912	0	0	147,912	0	0	
MNPS	x-MNPS Madison MS Modernization	45009	80406009	6/10/2009	X-MNPS FY10 Capital Projects	7,826,047	0	0	7,626,513	0	199,534	
MNPS	x-MNPS Wharton Elem Modernizatio	45009	80407009	6/10/2009	X-MNPS FY10 Capital Projects	2,823,730	0	0	2,823,730	0	0	
MNPS	x-MNPS ADA Compliance	45009	80408009	6/10/2009	X-MNPS FY10 Capital Projects	3,152,029	0	0	3,152,029	0	0	
MNPS	x-MNPS Bus Replacement	45009	80409009	6/10/2009	X-MNPS FY10 Capital Projects	2,500,000	0	0	2,500,000	0	0	
MNPS	x-MNPS Entry Vestibule Security	45009	80410009	6/10/2009	X-MNPS FY10 Capital Projects	329,032	0	0	329,032	0	0	
MNPS	x-MNPS Pre K Playgrounds	45009	80412009	6/10/2009	X-MNPS FY10 Capital Projects	284,492	0	0	284,492	0	0	
MNPS	x-MNPS Roof Replacement Repairs	45009	80413009	6/10/2009	X-MNPS FY10 Capital Projects	2,853,549	0	0	2,853,549	0	0	
MNPS	x-MNPS Maintenance Emergencies	45009	80414009	6/10/2009	X-MNPS FY10 Capital Projects	9,172,088	0	0	9,160,394	0	11,694	
MNPS	x-MNPS Technology	45009	80415009	6/10/2009	X-MNPS FY10 Capital Projects	15,000,000	0	0	15,000,000	0	0	
MNPS	x-MNPS Pearl Cohn Pool Renov	45009	80416009	6/10/2009	X-MNPS FY10 Capital Projects	432,000	0	0	432,000	0	0	
MNPS	ADM MNPS FY11 Capital Conting	45011	01403111	9/27/2010	MNPS FY11 Capital Projects	2,000,000	0	0	2,000,000	0	0	
MNPS	x-MNPS Misc Constr. Projects	45011	80405011	9/27/2010	MNPS FY11 Capital Projects	1,280,378	0	0	1,280,378	0	0	
MNPS	x-MNPS Bus Replacement	45011	80409011	9/27/2010	MNPS FY11 Capital Projects	5,000,000	0	0	5,000,000	0	0	
MNPS	x-MNPS Cane Ridge Elementary	45011	80410011	9/27/2010	MNPS FY11 Capital Projects	13,681,260	0	0	13,681,260	0	0	

**Metropolitan Government of Nashville and Davidson County**  
**Quarterly Financial Updates**  
**Inception through June 2024**  
**General Obligation Capital Projects**

Department Description	Business Unit Description	Fund Number	Business Unit / Job #	Project Approval Date	Fund Description	Budget	Period Actual Amount	YTD Actual	Inception to Date Actual	Encumbrnc Amount	Remaining Balance	Notes
MNPS	x-MNPS Technology	45011	80415011	9/27/2010	MNPS FY11 Capital Projects	5,038,362	0	0	5,038,362	0	0	
MNPS	x-ADM MNPSFY13 Capital Conting	45013	01411013	6/19/2012	MNPS FY13 Capital Projects	177,009	0	0	177,009	0	0	
MNPS	x-MNPSAntioch Middle Renovation	45013	80404313	6/19/2012	MNPS FY13 Capital Projects	10,623,826	0	0	10,623,826	0	0	
MNPS	x-MNPSN Binkley 10 CR Add&Renov	45013	80404413	6/19/2012	MNPS FY13 Capital Projects	7,167,603	0	0	7,167,603	0	0	
MNPS	x-MNPSJohn Early Midd 12 CR Add	45013	80404513	6/19/2012	MNPS FY13 Capital Projects	1,890,116	0	0	1,890,116	0	0	
MNPS	x-MNPSJulia Green ES Land/Plan	45013	80404713	6/19/2012	MNPS FY13 Capital Projects	1,002,298	0	0	1,002,298	0	0	
MNPS	x-MNPSJoelton Middle Renovation	45013	80404813	6/19/2012	MNPS FY13 Capital Projects	8,364,861	0	0	8,364,861	0	0	
MNPS	x-MNPSAZ Kelley Elem 10 CR Add	45013	80404913	6/19/2012	MNPS FY13 Capital Projects	2,475,366	0	0	2,475,366	0	0	
MNPS	x-MNPSAntioch Land New Elem&MS	45013	80405113	6/19/2012	MNPS FY13 Capital Projects	1,012,368	0	0	1,012,368	0	0	
MNPS	x-MNPSHenry Oliver MS 12 CR Add	45013	80405213	6/19/2012	MNPS FY13 Capital Projects	3,301,894	0	0	3,301,894	0	0	
MNPS	x-MNPSRose Park Middle Renovat	45013	80405313	6/19/2012	MNPS FY13 Capital Projects	8,204,734	0	0	8,204,734	0	0	
MNPS	x-MNPSHume Fogg Gym Add / Land	45013	80405413	6/19/2012	MNPS FY13 Capital Projects	8,149,276	0	0	8,149,276	0	0	
MNPS	x-MNPSStratford High Renovation	45013	80405513	6/19/2012	MNPS FY13 Capital Projects	22,631,078	0	0	22,624,427	6,651	0	
MNPS	x-MNPSMisc Maintenance Projects	45013	80405613	6/19/2012	MNPS FY13 Capital Projects	3,000,000	0	0	3,000,000	0	0	
MNPS	x-MNPSMisc Constr. Projects	45013	80405713	6/19/2012	MNPS FY13 Capital Projects	4,373,925	0	0	4,373,925	0	0	
MNPS	x-MNPSBus/Vehicle Replacement	45013	80409013	6/19/2012	MNPS FY13 Capital Projects	10,000,000	0	0	10,000,000	0	0	
MNPS	x-MNPSTechnology Improvements	45013	80415013	6/19/2012	MNPS FY13 Capital Projects	7,625,645	0	0	7,625,645	0	0	
MNPS	x-MNPSSmith Springs Elementary	45014	80404314	6/12/2013	MNPS FY14 Capital Projects	17,681,669	0	0	17,681,669	0	0	
MNPS	x-MNPSGranbery Elem 12 Cl Addn	45014	80404414	6/12/2013	MNPS FY14 Capital Projects	2,838,096	0	0	2,838,096	0	0	
MNPS	x-MNPSMadison Middle 12 Cl Addn	45014	80404514	6/12/2013	MNPS FY14 Capital Projects	2,466,111	0	0	2,466,111	0	0	
MNPS	x-MNPSMaxwell Elem 12 Cl Addn	45014	80404714	6/12/2013	MNPS FY14 Capital Projects	2,557,353	0	0	2,557,353	0	0	
MNPS	x-MNPSShayne Elem 12 Cl Addn	45014	80404814	6/12/2013	MNPS FY14 Capital Projects	2,578,596	0	0	2,578,596	0	0	
MNPS	x-MNPSWaverly Belmont El Add/Rn	45014	80404914	6/12/2013	MNPS FY14 Capital Projects	10,877,571	0	0	10,877,571	0	0	
MNPS	MNPS Goodlettsville Mid Replac	45014	80405014	6/12/2013	MNPS FY14 Capital Projects	20,125,748	0	0	20,125,733	0	15	
MNPS	x-MNPSJulia Green Elem Site Imp	45014	80405114	6/12/2013	MNPS FY14 Capital Projects	288,914	0	0	288,914	0	0	
MNPS	x-MNPSMcGavock H FireSafety Imp	45014	80405214	6/12/2013	MNPS FY14 Capital Projects	513,679	0	0	513,679	0	0	
MNPS	x-MNPSTechnology Improvements	45014	80405314	6/12/2013	MNPS FY14 Capital Projects	7,374,355	0	0	7,374,202	91	62	
MNPS	x-MNPSBus Replacements	45014	80405414	6/12/2013	MNPS FY14 Capital Projects	3,000,000	0	0	3,000,000	0	0	
MNPS	x-MNPSADA Compliance/Accommod	45014	80405514	6/12/2013	MNPS FY14 Capital Projects	1,000,000	0	0	1,000,000	0	0	
MNPS	x-MNPSAsbestos Environ Abatemnt	45014	80405614	6/12/2013	MNPS FY14 Capital Projects	999,352	0	0	999,344	8	0	
MNPS	x-MNPSAsphalt Paving	45014	80405714	6/12/2013	MNPS FY14 Capital Projects	1,000,000	0	0	1,000,000	0	0	
MNPS	x-MNPSCasework/Furniture/Lab Upg	45014	80405814	6/12/2013	MNPS FY14 Capital Projects	1,618,878	0	0	1,618,878	0	0	
MNPS	MNPS Emerg Construction Proj.	45014	80405914	6/12/2013	MNPS FY14 Capital Projects	3,081,648	0	0	3,081,648	0	0	
MNPS	x-MNPSHVAC Upgrades/Replacement	45014	80406014	6/12/2013	MNPS FY14 Capital Projects	4,667,605	0	0	4,654,046	0	13,559	
MNPS	x-MNPSPlumbing/Boiler Upgrades	45014	80406114	6/12/2013	MNPS FY14 Capital Projects	2,499,729	0	0	2,499,729	0	0	
MNPS	x-MNPSRoof Repair/Replacement	45014	80406214	6/12/2013	MNPS FY14 Capital Projects	3,000,344	0	0	3,000,344	0	0	
MNPS	x-MNPSSecurity Upgrades	45014	80406314	6/12/2013	MNPS FY14 Capital Projects	4,752,924	0	0	4,750,709	2,215	0	
MNPS	x-MNPSHS Stadium Lighting Upg	45014	80406414	6/12/2013	MNPS FY14 Capital Projects	3,238	0	0	3,238	0	0	
MNPS	x-MNPS HS Track Upg	45014	80406514	6/12/2013	MNPS FY14 Capital Projects	617,126	0	0	617,126	0	0	

**Metropolitan Government of Nashville and Davidson County**  
**Quarterly Financial Updates**  
**Inception through June 2024**  
**General Obligation Capital Projects**

Department Description	Business Unit Description	Fund Number	Business Unit / Job #	Project Approval Date	Fund Description	Budget	Period Actual Amount	YTD Actual	Inception to Date Actual	Encumbrnc Amount	Remaining Balance	Notes
MNPS	x-MNPSHS&MS Stadium Upg	45014	80406614	6/12/2013	MNPS FY14 Capital Projects	299,922	0	0	299,922	0	0	
MNPS	x-MNPSMS Athletic Fields	45014	80406714	6/12/2013	MNPS FY14 Capital Projects	299,977	0	0	299,977	0	0	
MNPS	MNPS MS Track Upg	45014	80406814	6/12/2013	MNPS FY14 Capital Projects	61,000	0	0	61,000	0	0	
MNPS	x-MNPSEmerg Maintenance Proj.	45014	80406914	6/12/2013	MNPS FY14 Capital Projects	603,369	0	0	603,369	0	0	
MNPS	x-MNPSOmnibus Projects	45014	80407014	6/12/2013	MNPS FY14 Capital Projects	3,702,800	0	0	3,702,800	0	0	
MNPS	x-MNPSMaint/Furniture allocatio	45014	80414014	6/12/2013	MNPS FY14 Capital Projects	34,199	0	0	34,199	0	0	
MNPS	MNPS Glenciff Elem Addition	45015	80404015	6/18/2014	MNPS FY15 Capital Projects	3,900,785	0	0	3,900,785	0	0	
MNPS	MNPS Overton Cluster ES	45015	80404215	6/18/2014	MNPS FY15 Capital Projects	2,763,820	0	0	2,763,820	0	0	
MNPS	x-MNPSRuby Major Elem Addition	45015	80404315	6/18/2014	MNPS FY15 Capital Projects	3,916,812	0	0	3,896,049	0	20,763	
MNPS	MNPS MLK Magnet Addition	45015	80404415	6/18/2014	MNPS FY15 Capital Projects	8,801,086	0	0	8,801,086	0	0	
MNPS	x-MNPSBordeaux Demo/Pre-K	45015	80404515	6/18/2014	MNPS FY15 Capital Projects	1,058,756	0	0	1,053,092	0	5,664	
MNPS	x-MNPSCane Ridge Elem Land	45015	80404715	6/18/2014	MNPS FY15 Capital Projects	650,000	0	0	650,000	0	0	
MNPS	MNPS Glenview Elem Addition	45015	80404815	6/18/2014	MNPS FY15 Capital Projects	4,797,486	0	0	4,797,486	0	0	
MNPS	MNPS Hume-Fogg HS Renovation	45015	80404915	6/18/2014	MNPS FY15 Capital Projects	24,426,089	0	0	24,426,089	0	0	
MNPS	MNPS Tusculum Elem Replacement	45015	80405015	6/18/2014	MNPS FY15 Capital Projects	15,453,190	0	0	15,453,190	0	0	
MNPS	MNPS Pre-K Casa Azafran	45015	80405115	6/18/2014	MNPS FY15 Capital Projects	907,606	0	0	907,606	0	0	
MNPS	x-MNPSTechnology	45015	80405315	6/18/2014	MNPS FY15 Capital Projects	15,064,712	0	0	15,064,712	0	0	
MNPS	x-MNPSBus/Vehicle Replacements	45015	80405415	6/18/2014	MNPS FY15 Capital Projects	10,000,000	0	0	10,000,000	0	0	
MNPS	MNPS ADA Compliance Maint/Upgr	45015	80405515	6/18/2014	MNPS FY15 Capital Projects	823,998	0	0	823,998	0	0	
MNPS	x-MNPSAsbestos Environ Upgrades	45015	80405615	6/18/2014	MNPS FY15 Capital Projects	603,926	0	0	599,935	0	3,991	
MNPS	x-MNPSRoof Repairs	45015	80405715	6/18/2014	MNPS FY15 Capital Projects	268,281	0	0	268,281	0	0	
MNPS	x-MNPSSecurity Upgrades	45015	80405815	6/18/2014	MNPS FY15 Capital Projects	480,000	0	0	480,000	0	0	
MNPS	x-MNPSMusic Makes Us	45015	80405915	6/18/2014	MNPS FY15 Capital Projects	526,759	0	0	526,759	0	0	
MNPS	x-MNPSMaint-Asphalt Paving	45015	80406015	6/18/2014	MNPS FY15 Capital Projects	405,277	0	0	405,277	0	0	
MNPS	x-MNPSMaint-Elevator&Electronic	45015	80406115	6/18/2014	MNPS FY15 Capital Projects	299,990	0	0	299,990	0	0	
MNPS	x-MNPSMaint-Steam Water Sewer P	45015	80406215	6/18/2014	MNPS FY15 Capital Projects	1,473,069	0	0	1,469,711	3,358	0	
MNPS	x-MNPSMaint-HVAC Chillers Contr	45015	80406315	6/18/2014	MNPS FY15 Capital Projects	499,171	0	0	499,171	0	0	
MNPS	x-MNPSMaint-Steam Boiler Replac	45015	80406415	6/18/2014	MNPS FY15 Capital Projects	1,019,061	0	0	1,019,061	0	0	
MNPS	MNPS Casework/Furn./Lab Upgrad	45015	80406515	6/18/2014	MNPS FY15 Capital Projects	770,312	0	0	770,312	0	0	
MNPS	MNPS Emerg Maint./Entry Vestib	45015	80406615	6/18/2014	MNPS FY15 Capital Projects	661,915	0	0	661,915	0	0	
MNPS	x-MNPSRoof Replacement	45015	80406715	6/18/2014	MNPS FY15 Capital Projects	1,730,606	0	0	1,730,606	0	0	
MNPS	MNPS Crieve Hall ES-options	45015	80406815	6/18/2014	MNPS FY15 Capital Projects	4,732,000	0	0	4,732,000	0	0	
MNPS	MNPS N Binkley ES-options	45015	80406915	6/18/2014	MNPS FY15 Capital Projects	7,425,293	0	0	7,425,293	0	0	
MNPS	x-MNPSMaplewood Firestrn Showrm	45016	80404016	6/10/2015	MNPS FY16 Capital Projects	16,316	0	0	16,316	0	0	
MNPS	x-MNPSWhites Crk Pool-Repairs	45016	80404216	6/10/2015	MNPS FY16 Capital Projects	268,423	0	0	268,414	0	9	
MNPS	x-MNPSHunters Ln BandRm-Repairs	45016	80404316	6/10/2015	MNPS FY16 Capital Projects	119,622	0	0	119,622	0	0	
MNPS	MNPS MLK Reno/Addition	45016	80404416	6/10/2015	MNPS FY16 Capital Projects	31,520,000	0	0	31,520,000	0	0	
MNPS	x-MNPS Furniture	45016	80404516	6/10/2015	MNPS FY16 Capital Projects	262,522	0	0	262,522	0	0	
MNPS	x-MNPSFed PreK Toilets & Sinks	45016	80404716	6/10/2015	MNPS FY16 Capital Projects	308,317	0	0	308,317	0	0	

**Metropolitan Government of Nashville and Davidson County**  
**Quarterly Financial Updates**  
**Inception through June 2024**  
**General Obligation Capital Projects**

Department Description	Business Unit Description	Fund Number	Business Unit / Job #	Project Approval Date	Fund Description	Budget	Period Actual Amount	YTD Actual	Inception to Date Actual	Encumbrnc Amount	Remaining Balance	Notes
MNPS	x-MNPSSchool Site Improvements	45016	80404816	6/10/2015	MNPS FY16 Capital Projects	309,609	0	0	309,609	0	0	
MNPS	x-MNPSInterior Bldg Improvemnts	45016	80404916	6/10/2015	MNPS FY16 Capital Projects	552,452	0	0	552,452	0	0	
MNPS	x-MNPSPlumbing Upgrades	45016	80405016	6/10/2015	MNPS FY16 Capital Projects	462,582	0	0	462,582	0	0	
MNPS	MNPS ADA Compliance	45016	80405116	6/10/2015	MNPS FY16 Capital Projects	500,000	0	0	500,000	0	0	
MNPS	x-MNPSExterior Bldg Improvemnts	45016	80405216	6/10/2015	MNPS FY16 Capital Projects	1,166,461	0	0	1,166,461	0	0	
MNPS	MNPS Planning for NSA	45016	80405316	6/10/2015	MNPS FY16 Capital Projects	1,500,000	0	66,500	122,595	19,250	1,358,155	
MNPS	MNPS Planning for Hillsboro	45016	80405416	6/10/2015	MNPS FY16 Capital Projects	1,776,544	0	0	1,776,544	0	0	
MNPS	MNPS Planning for Hillwood	45016	80405516	6/10/2015	MNPS FY16 Capital Projects	1,754,113	0	0	1,754,113	0	0	
MNPS	x-MNPSElectrical Upgrades	45016	80405616	6/10/2015	MNPS FY16 Capital Projects	1,826,335	0	0	1,826,335	0	0	
MNPS	x-MNPSSE Early Learn Center	45016	80405716	6/10/2015	MNPS FY16 Capital Projects	2,306,802	0	0	2,306,802	0	0	
MNPS	x-MNPSSchool Safety & Security	45016	80405816	6/10/2015	MNPS FY16 Capital Projects	437,500	0	0	437,500	0	0	
MNPS	MNPS Emergency Constr/Conting	45016	80405916	6/10/2015	MNPS FY16 Capital Projects	2,372,458	0	0	2,372,458	0	0	
MNPS	x-MNPS paving Upgrades	45016	80406016	6/10/2015	MNPS FY16 Capital Projects	167,540	0	0	167,540	0	0	
MNPS	MNPS Pennington ES Addition	45016	80406116	6/10/2015	MNPS FY16 Capital Projects	3,400,000	0	0	3,400,000	0	0	
MNPS	MNPS HVAC Upgrades	45016	80406216	6/10/2015	MNPS FY16 Capital Projects	4,099,679	0	0	4,099,679	0	0	
MNPS	MNPS Rosebank ES Reno	45016	80406316	6/10/2015	MNPS FY16 Capital Projects	7,500,000	0	0	7,500,000	0	0	
MNPS	x-MNPSTechnology	45016	80406416	6/10/2015	MNPS FY16 Capital Projects	10,000,000	0	0	10,000,000	0	0	
MNPS	MNPS Transportation	45016	80406516	6/10/2015	MNPS FY16 Capital Projects	10,000,000	0	0	10,000,000	0	0	
MNPS	MNPS Cane Ridge Area ES	45016	80406616	6/10/2015	MNPS FY16 Capital Projects	19,725,000	0	0	19,725,000	0	0	
MNPS	MNPS Roof Replacement/Repair	45016	80406716	6/10/2015	MNPS FY16 Capital Projects	2,524,724	0	0	2,524,724	0	0	
MNPS	MNPS Overton Reno/Addition	45016	80406816	6/10/2015	MNPS FY16 Capital Projects	30,000,000	0	0	30,000,000	0	0	
MNPS	MNPS McMurray MS Renovation	45017	80404017	6/22/2016	MNPS FY17 Capital Projects	20,750,000	0	0	20,750,000	0	0	
MNPS	MNPS Antioch HS Addition/Reno	45017	80404217	6/22/2016	MNPS FY17 Capital Projects	7,250,000	0	0	7,250,000	0	0	
MNPS	MNPS East Magnet Stadium Upgr	45017	80404317	6/22/2016	MNPS FY17 Capital Projects	3,420,000	0	0	3,420,000	0	0	
MNPS	MNPS Glenciff HS Stadium Upgr	45017	80404417	6/22/2016	MNPS FY17 Capital Projects	2,504,275	0	0	2,504,275	0	0	
MNPS	MNPS Land Acquisitions	45017	80404517	6/22/2016	MNPS FY17 Capital Projects	4,400,000	0	0	4,400,000	0	0	
MNPS	x-MNPSTusculum Elem New	45017	80404717	6/22/2016	MNPS FY17 Capital Projects	4,000,000	0	0	4,000,000	0	0	
MNPS	x-MNPSSchool Site Improvements	45017	80404817	6/22/2016	MNPS FY17 Capital Projects	299,901	0	0	299,901	0	0	
MNPS	x-MNPSInterior Bldg Improvement	45017	80404917	6/22/2016	MNPS FY17 Capital Projects	227,734	0	0	227,734	0	0	
MNPS	MNPS Plumbing Upgrades	45017	80405017	6/22/2016	MNPS FY17 Capital Projects	411,627	0	0	411,627	0	0	
MNPS	MNPS ADA Improvements	45017	80405117	6/22/2016	MNPS FY17 Capital Projects	500,000	0	0	500,000	0	0	
MNPS	MNPS NSA-Planning	45017	80405217	6/22/2016	MNPS FY17 Capital Projects	2,500,000	0	0	0	0	2,500,000	
MNPS	MNPS Exterior Bldg Improvement	45017	80405317	6/22/2016	MNPS FY17 Capital Projects	769,971	0	0	769,971	0	0	
MNPS	MNPS Hillsboro HS Renovation	45017	80405417	6/22/2016	MNPS FY17 Capital Projects	40,018,451	0	0	40,018,451	0	0	
MNPS	MNPS Hillwood HS Planning	45017	80405517	6/22/2016	MNPS FY17 Capital Projects	2,250,000	0	0	2,250,000	0	0	
MNPS	x-MNPSElectrical Upgrades	45017	80405617	6/22/2016	MNPS FY17 Capital Projects	924,999	0	0	924,999	0	0	
MNPS	MNPS Casework Furn Lab Upgrade	45017	80405717	6/22/2016	MNPS FY17 Capital Projects	175,000	0	0	175,000	0	0	
MNPS	MNPS School Safety Security	45017	80405817	6/22/2016	MNPS FY17 Capital Projects	250,000	0	0	250,000	0	0	
MNPS	MNPS EmergencyContingencyFunds	45017	80405917	6/22/2016	MNPS FY17 Capital Projects	1,143,174	0	0	1,143,174	0	0	

**Metropolitan Government of Nashville and Davidson County**  
**Quarterly Financial Updates**  
**Inception through June 2024**  
**General Obligation Capital Projects**

Department Description	Business Unit Description	Fund Number	Business Unit / Job #	Project Approval Date	Fund Description	Budget	Period Actual Amount	YTD Actual	Inception to Date Actual	Encumbrnc Amount	Remaining Balance	Notes
MNPS	x-MNPS Paving Upgrades	45017	80406017	6/22/2016	MNPS FY17 Capital Projects	249,987	0	0	249,987	0	0	
MNPS	MNPS Pennington Elem Renovate	45017	80406117	6/22/2016	MNPS FY17 Capital Projects	8,100,000	0	0	8,100,000	0	0	
MNPS	MNPS Facilities Assessment Rpt	45017	80406217	6/22/2016	MNPS FY17 Capital Projects	1,900,000	0	0	1,900,000	0	0	
MNPS	x-MNPS Rosebank Elem Renovation	45017	80406317	6/22/2016	MNPS FY17 Capital Projects	1,000,000	0	0	1,000,000	0	0	
MNPS	MNPS Technology	45017	80406417	6/22/2016	MNPS FY17 Capital Projects	16,000,000	0	0	16,000,000	0	0	
MNPS	MNPS Transportation	45017	80406517	6/22/2016	MNPS FY17 Capital Projects	7,500,000	0	0	7,500,000	0	0	
MNPS	MNPS L&L School Site Upgrades	45017	80406617	6/22/2016	MNPS FY17 Capital Projects	300,000	0	0	300,000	0	0	
MNPS	MNPS Roof Repair Replacement	45017	80406717	6/22/2016	MNPS FY17 Capital Projects	2,340,768	0	0	2,340,768	0	0	
MNPS	MNPS Overton HS Renovation	45017	80406817	6/22/2016	MNPS FY17 Capital Projects	11,750,000	0	0	11,750,000	0	0	
MNPS	X - MNPS Environmental Remediation	45017	80406917	6/22/2016	MNPS FY17 Capital Projects	110,000	0	0	110,000	0	0	
MNPS	MNPS L&L School Space Upgrades	45017	80407017	6/22/2016	MNPS FY17 Capital Projects	330,000	0	0	330,000	0	0	
MNPS	MNPS HVAC Upgrades	45017	80407117	6/22/2016	MNPS FY17 Capital Projects	11,300,014	0	0	11,300,014	0	0	
MNPS	MNPS Hillsboro HS Phase 2	45018	80401018	6/14/2017	MNPS FY18 Capital Projects	48,000,000	0	0	48,000,000	0	0	
MNPS	x-MNPS Hillwood Land Acquisition	45018	80402018	6/14/2017	MNPS FY18 Capital Projects	10,200,000	0	0	10,200,000	0	0	
MNPS	MNPS School of Arts Land Acq	45018	80403018	6/14/2017	MNPS FY18 Capital Projects	9,000,000	0	0	0	0	9,000,000	
MNPS	MNPS ADA Compliance	45018	80404018	6/14/2017	MNPS FY18 Capital Projects	100,000	0	0	100,000	0	0	
MNPS	MNPS Asbestos/Environmtl	45018	80405018	6/14/2017	MNPS FY18 Capital Projects	100,000	0	0	100,000	0	0	
MNPS	MNPS Bus and Fleet	45018	80406018	6/14/2017	MNPS FY18 Capital Projects	1,000,000	0	0	1,000,000	0	0	
MNPS	X - MNPS Electrical Upgrades	45018	80407018	6/14/2017	MNPS FY18 Capital Projects	550,000	0	0	550,000	0	0	
MNPS	MNPS Emerg Constrctn/Contngncy	45018	80408018	6/14/2017	MNPS FY18 Capital Projects	2,078,000	0	0	2,078,000	0	0	
MNPS	x - MNPS Exterior Bldg Improvemt	45018	80409018	6/14/2017	MNPS FY18 Capital Projects	800,000	0	0	800,000	0	0	
MNPS	x - MNPS Interior Bldg Improvement	45018	80412018	6/14/2017	MNPS FY18 Capital Projects	1,000,000	0	0	1,000,000	0	0	
MNPS	MNPS Paving Upgrades	45018	80413018	6/14/2017	MNPS FY18 Capital Projects	200,000	0	0	200,000	0	0	
MNPS	MNPS Plumbing Upgrades	45018	80414018	6/14/2017	MNPS FY18 Capital Projects	100,000	0	0	100,000	0	0	
MNPS	x - MNPS Roof Repair Replacement	45018	80415018	6/14/2017	MNPS FY18 Capital Projects	750,000	0	0	750,000	0	0	
MNPS	MNPS School Safety Security	45018	80416018	6/14/2017	MNPS FY18 Capital Projects	150,000	0	0	150,000	0	0	
MNPS	MNPS Tech Facility Infrastr Im	45018	80417018	6/14/2017	MNPS FY18 Capital Projects	1,000,000	0	0	1,000,000	0	0	
MNPS	MNPS HVAC Upgrades/Repairs	45018	80418018	6/14/2017	MNPS FY18 Capital Projects	7,300,000	0	0	7,300,000	0	0	
MNPS	ADM GSD MNPS FY21 Cap Contingenc	45021	01411021	3/3/2021	MNPS FY21 Capital Projects	0	0	0	0	0	0	
MNPS	MNPS Hillwood High Bellevue-Constr PH	45021	80401021	3/3/2021	MNPS FY21 Capital Projects	100,000,000	613,468	(76,323)	95,393,793	1,024,015	3,582,192	
MNPS	MNPS Cane Ridge High School-Addition	45021	80402021	3/3/2021	MNPS FY21 Capital Projects	18,840,000	(2,205,308)	6,835,181	13,459,580	2,517,306	2,863,114	
MNPS	MNPS Cane Ridge Middle -New (Design	45021	80403021	3/3/2021	MNPS FY21 Capital Projects	4,280,000	0	0	1,072,263	8,274	3,199,463	
MNPS	MNPS Environmental Remediation /Test	45021	80404021	3/3/2021	MNPS FY21 Capital Projects	250,000	0	0	221,743	743	27,514	
MNPS	MNPS ADA Compliance	45021	80405021	3/3/2021	MNPS FY21 Capital Projects	1,000,000	0	(32,338)	992,661	7,339	0	
MNPS	MNPS HVAC Upgrades	45021	80406021	3/3/2021	MNPS FY21 Capital Projects	61,600,000	(3,007)	4,950,616	56,870,691	4,666,210	63,099	
MNPS	MNPS Emergency Construction/Conting	45021	80407021	3/3/2021	MNPS FY21 Capital Projects	9,768,800	65,761	6,287,807	6,895,960	1,923,914	948,926	
MNPS	ADM GSD MNPS FY22 Cap Contingenc	45022	01410022	12/8/2021	MNPS FY22 Capital Projects	0	0	0	0	0	0	
MNPS	MNPS Hillwood High (Final Phase)	45022	80401022	12/8/2021	MNPS FY22 Capital Projects	29,000,000	(1,454)	8,500,675	27,627,995	160,723	1,211,282	
MNPS	MNPS Tech-Persnl Comp Replace Proj	45022	80401122	12/8/2021	MNPS FY22 Capital Projects	8,415,000	227,330	(7,643,499)	6,413,108	999,699	1,002,193	

**Metropolitan Government of Nashville and Davidson County**  
**Quarterly Financial Updates**  
**Inception through June 2024**  
**General Obligation Capital Projects**

Department Description	Business Unit Description	Fund Number	Business Unit / Job #	Project Approval Date	Fund Description	Budget	Period Actual Amount	YTD Actual	Inception to Date Actual	Encumbrnc Amount	Remaining Balance	Notes
MNPS	MNPS Plumbing Upgrades	45022	80401222	12/8/2021	MNPS FY22 Capital Projects	1,020,000	0	354,343	573,638	185,017	261,345	
MNPS	MNPS Tech-Infrastr Replacmts/Projs	45022	80401322	12/8/2021	MNPS FY22 Capital Projects	4,878,000	7,695	6,080,083	3,804,243	33,500	1,040,257	
MNPS	MNPS Hunters Lane-Track/Stadium	45022	80402022	12/8/2021	MNPS FY22 Capital Projects	2,870,000	0	1,881,920	2,588,205	281,433	362	
MNPS	MNPS PreK & K-4 Playgrounds	45022	80402122	12/8/2021	MNPS FY22 Capital Projects	392,000	(3,022)	149,818	149,818	38,195	203,987	
MNPS	MNPS Facility Condition Assessment	45022	80402222	12/8/2021	MNPS FY22 Capital Projects	1,250,000	0	2,400	924,489	63,670	261,841	
MNPS	MNPS Tech-Facility Infrstr Imprv Projs	45022	80402322	12/8/2021	MNPS FY22 Capital Projects	9,534,000	(319)	7,058,219	3,893,192	622,214	5,018,594	
MNPS	MNPS Antioch Cluster Elem-Design	45022	80403022	12/8/2021	MNPS FY22 Capital Projects	3,000,000	0	27,700	27,699	327,181	2,645,120	
MNPS	MNPS Central Srvc-Furniture/Equipmt	45022	80403222	12/8/2021	MNPS FY22 Capital Projects	300,000	0	51,170	292,603	0	7,397	
MNPS	MNPS School Safety / Security	45022	80403322	12/8/2021	MNPS FY22 Capital Projects	250,000	0	162,636	255,030	7,524	(12,554)	**
MNPS	MNPS Land	45022	80404022	12/8/2021	MNPS FY22 Capital Projects	6,000,000	0	0	0	0	6,000,000	
MNPS	MNPS Elevator Remediations	45022	80404222	12/8/2021	MNPS FY22 Capital Projects	600,000	0	186,183	588,014	11,986	0	
MNPS	MNPS Exterior Building Imprvmnts	45022	80404322	12/8/2021	MNPS FY22 Capital Projects	9,310,000	(154,077)	5,739,326	7,391,176	1,322,829	595,995	
MNPS	MNPS Percy Priest Elem-Design	45022	80405022	12/8/2021	MNPS FY22 Capital Projects	4,308,000	27,812	1,039,089	2,371,482	502,879	1,433,639	
MNPS	MNPS Paving Upgrades	45022	80405122	12/8/2021	MNPS FY22 Capital Projects	3,710,000	0	324,533	2,895,937	50,422	763,641	
MNPS	MNPS Fire Alarm Remediations	45022	80405222	12/8/2021	MNPS FY22 Capital Projects	1,240,000	(45,330)	107,076	838,510	356,160	45,330	
MNPS	MNPS Interior Building Imprvmnts	45022	80405322	12/8/2021	MNPS FY22 Capital Projects	2,110,000	0	1,223,242	1,966,118	131,769	12,113	
MNPS	MNPS Haywood Elem-Design	45022	80406022	12/8/2021	MNPS FY22 Capital Projects	2,400,000	0	288	631,634	257,781	1,510,585	
MNPS	MNPS Electrical Upgrades	45022	80406122	12/8/2021	MNPS FY22 Capital Projects	14,275,000	48,270	4,366,137	9,292,519	2,335,392	2,647,089	
MNPS	MNPS Site Improvements	45022	80406222	12/8/2021	MNPS FY22 Capital Projects	1,510,000	2,250	61,806	953,994	230,985	325,021	
MNPS	MNPS Waverly-Belmont Elem-Parking	45022	80406322	12/8/2021	MNPS FY22 Capital Projects	525,000	8,228	475,197	525,000	0	0	
MNPS	MNPS Paragon Mills Elem-Design	45022	80407022	12/8/2021	MNPS FY22 Capital Projects	2,930,000	28,176	737,913	2,217,495	710,895	1,610	
MNPS	MNPS Emergency Constrctrn/Contngncy	45022	80407122	12/8/2021	MNPS FY22 Capital Projects	4,008,000	101,485	137,141	137,140	424,954	3,445,906	
MNPS	MNPS Off of School Imprvmnts-Small Pr	45022	80407222	12/8/2021	MNPS FY22 Capital Projects	500,000	35,247	188,551	203,551	183,603	112,846	
MNPS	MNPS Security Vestibules	45022	80408022	12/8/2021	MNPS FY22 Capital Projects	315,000	0	3,466	303,089	0	11,911	
MNPS	MNPS Music Makes Us-Upgrades	45022	80408122	12/8/2021	MNPS FY22 Capital Projects	4,033,000	342,676	1,960,994	2,920,863	235,636	876,501	
MNPS	MNPS Athletic Facility Upgrades	45022	80408222	12/8/2021	MNPS FY22 Capital Projects	1,630,000	0	400,937	650,937	792,383	186,680	
MNPS	MNPS Roofing-Replacement/Repair	45022	80409022	12/8/2021	MNPS FY22 Capital Projects	10,120,000	(510,268)	3,971,925	8,418,454	323,266	1,378,280	
MNPS	MNPS Bus & Fleet Replacement	45022	80409122	12/8/2021	MNPS FY22 Capital Projects	6,000,000	56,116	1,757,868	2,626,960	480,762	2,892,278	
MNPS	MNPS Auditorium Upgrades	45022	80409222	12/8/2021	MNPS FY22 Capital Projects	650,000	(332)	99,028	564,720	332	84,948	
MNPS	MNPS ADA Compliance	45022	80413122	12/8/2021	MNPS FY22 Capital Projects	500,000	57,423	314,963	365,090	136,650	(1,740)	*
MNPS	MNPS Environmental Remediation	45022	80414122	12/8/2021	MNPS FY22 Capital Projects	925,000	8,925	313,709	550,637	247,958	126,405	
MNPS	MNPS PB Playground Equip for Prescho	45022	80422122	12/8/2021	MNPS FY22 Capital Projects	130,000	0	124,695	124,695	5,304	1	
MNPS	MNPS PB Improvements to Pearl-Cohn	45022	80422222	12/8/2021	MNPS FY22 Capital Projects	450,000	185,625	406,712	406,712	39,208	4,080	
MNPS	ADM MNPS FY23 Cap Contingency	45023	01410023	2/21/2023	MNPS FY23 Cap Contingency	1,120,200	0	0	0	0	1,120,200	
MNPS	MNPS Lakeview Elem - Replace	45023	80401023	2/21/2023	MNPS FY23 Capital Projects	37,472,600	(1,368,635)	865,332	865,332	33,607,540	2,999,728	
MNPS	MNPS Paragon Mills Elem - Replace	45023	80402023	2/21/2023	MNPS FY23 Capital Projects	33,420,000	8,950	3,723,462	3,723,462	27,117,756	2,578,782	
MNPS	MNPS Percy Priest Elem - Replace	45023	80403023	2/21/2023	MNPS FY23 Capital Projects	38,159,800	(2,748,199)	8,228,518	8,228,518	23,528,745	6,402,537	
MNPS	MNPS ADA Compliance	45023	80404023	2/21/2023	MNPS FY23 Capital Projects	200,000	0	3,126	3,126	5,136	191,738	
MNPS	MNPS Environmental Remediation	45023	80405023	2/21/2023	MNPS FY23 Capital Projects	100,000	0	0	0	0	100,000	



**Metropolitan Government of Nashville and Davidson County**  
**Quarterly Financial Updates**  
**Inception through June 2024**  
**General Obligation Capital Projects**

Department Description	Business Unit Description	Fund Number	Business Unit / Job #	Project Approval Date	Fund Description	Budget	Period Actual Amount	YTD Actual	Inception to Date Actual	Encumbrnc Amount	Remaining Balance	Notes
MNPS	MNPS Emergency Constrctn & Contngnc	45023	80406023	2/21/2023	MNPS FY23 Capital Projects	6,847,400	0	0	0	0	6,847,400	
MNPS	MNPS Bus & Fleet Replacement	45023	80407023	2/21/2023	MNPS FY23 Capital Projects	1,300,000	0	0	0	0	1,300,000	
MNPS	MNPS Office of School Imprvmnt-Small	45023	80408023	2/21/2023	MNPS FY23 Capital Projects	2,375,000	(1,927)	222,436	259,514	117,517	1,997,969	
MNPS	MNPS Technology - Facility Infrastrc Imp	45023	80409023	2/21/2023	MNPS FY23 Capital Projects	3,100,000	3,392	449,102	449,102	465,936	2,184,962	
MNPS	MNPS School Safety & Security	45023	80411023	2/21/2023	MNPS FY23 Capital Projects	250,000	0	218,776	218,776	6,269	24,955	
MNPS	MNPS High School Competition Turf Fie	45023	80412023	2/21/2023	MNPS FY23 Capital Projects	7,000,000	18,129	6,256,250	6,401,949	205,118	392,933	
MNPS	MNPS District-Wide Projects - Maintenanc	45023	80413023	2/21/2023	MNPS FY23 Capital Projects	15,675,000	104,315	2,998,628	2,998,628	4,657,801	8,018,571	
MNPS	ADM MNPS FY24 Contingency	45024	01410024	2/21/2024	ADM MNPS FY24 Contingency	4,000,000		0	0	0	4,000,000	
MNPS	ADM MNPS FY24 Contingency	45024	01410024	2/21/2024	MNPS FY24 Capital Projects	22,050,000	2,995	21,730	21,730	10,417,303	11,610,967	
MNPS	ADM MNPS FY24 Contingency	45024	01410024	2/21/2024	MNPS FY24 Capital Projects	14,640,000	(1,480,020)	994,446	994,446	3,559,140	10,086,414	
MNPS	ADM MNPS FY24 Contingency	45024	01410024	2/21/2024	MNPS FY24 Capital Projects	19,390,000	7,958	2,421,793	2,421,793	13,092,215	3,875,992	
MNPS	ADM MNPS FY24 Contingency	45024	01410024	2/21/2024	MNPS FY24 Capital Projects	1,908,000	0	0	0	0	1,908,000	
MNPS	ADM MNPS FY24 Contingency	45024	01410024	2/21/2024	MNPS FY24 Capital Projects	390,000	0	0	0	0	390,000	
MNPS	ADM MNPS FY24 Contingency	45024	01410024	2/21/2024	MNPS FY24 Capital Projects	5,000,000	0	0	0	0	5,000,000	
MNPS	ADM MNPS FY24 Contingency	45024	01410024	2/21/2024	MNPS FY24 Capital Projects	300,000	0	0	0	0	300,000	
MNPS	ADM MNPS FY24 Contingency	45024	01410024	2/21/2024	MNPS FY24 Capital Projects	500,000	0	0	0	0	500,000	
MNPS	ADM MNPS FY24 Contingency	45024	01410024	2/21/2024	MNPS FY24 Capital Projects	6,230,000	0	93,906	93,906	5,908,288	227,806	
MNPS	ADM MNPS FY24 Contingency	45024	01410024	2/21/2024	MNPS FY24 Capital Projects	1,400,000	0	0	0	1,400,000	0	
MNPS	ADM MNPS FY24 Contingency	45024	01410024	2/21/2024	MNPS FY24 Capital Projects	22,520,000	46,019	46,019	46,019	3,113,107	19,360,874	
MNPS	ADM MNPS FY24 Contingency	45024	01410024	2/21/2024	MNPS FY24 Capital Projects	150,000	0	0	0	0	150,000	
MNPS	ADM MNPS FY24 Contingency	45024	01410024	2/21/2024	MNPS FY24 Capital Projects	1,000,000	0	58,531	58,531	14,175	927,294	
MNPS	ADM MNPS FY24 Contingency	45024	01410024	2/21/2024	MNPS FY24 Capital Projects	2,500,000	0	0	0	0	2,500,000	
MNPS	ADM MNPS FY24 Contingency	45024	01410024	2/21/2024	MNPS FY24 Capital Projects	400,000	0	14,818	14,818	0	385,182	
MNPS	ADM MNPS FY24 Contingency	45024	01410024	2/21/2024	MNPS FY24 Capital Projects	6,500,000	0	0	0	0	6,500,000	
MNPS	ADM MNPS FY24 Contingency	45024	01410024	2/21/2024	MNPS FY24 Capital Projects	500,000	23,258	23,258	23,258	156,860	319,882	
MNPS	ADM MNPS FY24 Contingency	45024	01410024	2/21/2024	MNPS FY24 Capital Projects	500,000	0	0	0	0	500,000	
MNPS	MNPS Technology	45114	80410100	2/5/2014	MNPS FY14B Capital Projects	6,000,000	0	0	6,000,000	0	0	
MNPS	MNPS Hillsboro HS Phase 2	45118	80401118	11/22/2017	MNPS FY18B Capital Projects	8,000,000	0	0	8,000,000	0	0	
MNPS	MNPS School of Arts Land Acq	45118	80402118	11/22/2017	MNPS FY18B Capital Projects	2,300,000	0	0	0	0	2,300,000	
MNPS	MNPS Emergency Contngncy	45118	80405118	11/22/2017	MNPS FY18B Capital Projects	610,000	0	0	610,000	0	0	
MNPS	MNPS Interior Bldg Improvement	45118	80406118	11/22/2017	MNPS FY18B Capital Projects	1,000,000	0	0	1,000,000	0	0	
MNPS	X - MNPS Paving Upgrades	45118	80407118	11/22/2017	MNPS FY18B Capital Projects	250,000	0	0	250,000	0	0	
MNPS	MNPS Roof Repair Replacement	45118	80408118	11/22/2017	MNPS FY18B Capital Projects	1,000,000	0	0	1,000,000	0	0	
MNPS	MNPS Tech Facility Infrastr Im	45118	80409118	11/22/2017	MNPS FY18B Capital Projects	1,925,000	0	0	1,925,000	0	0	
MNPS	MNPS ADA Compliance	45118	80410118	11/22/2017	MNPS FY18B Capital Projects	75,000	0	0	75,000	0	0	
MNPS	MNPS Bus and Fleet	45118	80411118	11/22/2017	MNPS FY18B Capital Projects	2,500,000	0	0	2,500,000	0	0	
MNPS	MNPS Hillwood HS Phase 1	45119	80401119	10/22/2018	MNPS FY19B Capital Projects	10,000,000	0	241,895	10,000,000	0	0	
MNPS	MNPS School Imprvmnts Small Pr	45119	80402119	10/22/2018	MNPS FY19B Capital Projects	2,000,000	0	217,775	2,000,000	0	0	
MNPS	MNPS Interior Building Imprvmt	45119	80405119	10/22/2018	MNPS FY19B Capital Projects	1,000,000	0	11,727	1,000,000	0	0	

**Metropolitan Government of Nashville and Davidson County**  
**Quarterly Financial Updates**  
**Inception through June 2024**  
**General Obligation Capital Projects**

Department Description	Business Unit Description	Fund Number	Business Unit / Job #	Project Approval Date	Fund Description	Budget	Period Actual Amount	YTD Actual	Inception to Date Actual	Encumbrnc Amount	Remaining Balance	Notes
MNPS	MNPS HVAC Upgrades	45119	80406119	10/22/2018	MNPS FY19B Capital Projects	9,900,000	0	0	9,900,000	0	0	
MNPS	MNPS Plumbing Upgrades	45119	80407119	10/22/2018	MNPS FY19B Capital Projects	1,820,000	0	0	1,820,000	0	0	
MNPS	MNPS Electrical Upgrades	45119	80408119	10/22/2018	MNPS FY19B Capital Projects	2,900,000	0	0	2,900,000	0	0	
MNPS	MNPS Exterior Building Imprvmt	45119	80409119	10/22/2018	MNPS FY19B Capital Projects	1,000,000	0	7,775	1,000,000	0	0	
MNPS	MNPS School Safety Security	45119	80410119	10/22/2018	MNPS FY19B Capital Projects	250,000	0	0	250,000	0	0	
MNPS	MNPS Bus Fleet Replacement	45119	80411119	10/22/2018	MNPS FY19B Capital Projects	5,000,000	0	0	5,000,000	0	0	
MNPS	MNPS Maplewood Athletic Upgrad	45119	80412119	10/22/2018	MNPS FY19B Capital Projects	1,900,000	0	161,894	1,900,000	0	0	
MNPS	MNPS Site Improvements	45119	80413119	10/22/2018	MNPS FY19B Capital Projects	1,000,000	0	50,472	1,000,000	0	0	
MNPS	MNPS Roof Repair Replacements	45119	80414119	10/22/2018	MNPS FY19B Capital Projects	1,000,000	0	0	1,000,000	0	0	
MNPS	MNPS Paving Upgrades	45119	80415119	10/22/2018	MNPS FY19B Capital Projects	1,000,000	0	7,682	1,000,000	0	0	
MNPS	MNPS Enviromntl Remedtn Test	45119	80416119	10/22/2018	MNPS FY19B Capital Projects	280,000	0	0	280,000	0	0	
MNPS	MNPS Casework Furn Lab Upgrade	45119	80417119	10/22/2018	MNPS FY19B Capital Projects	1,000,000	0	29,059	1,000,000	0	0	
MNPS	MNPS Tech Improve Replace	45119	80418119	10/22/2018	MNPS FY19B Capital Projects	15,000,000	0	19,201	15,000,000	0	0	
MNPS	MNPS ADA Compliance	45119	80419119	10/22/2018	MNPS FY19B Capital Projects	400,000	0	0	400,000	0	0	
MNPS	MNPS Cntrl Srvc Furniture Equ	45119	80420119	10/22/2018	MNPS FY19B Capital Projects	150,000	0	0	150,000	0	0	
MNPS	MNPS Emrgncy Constructn Contng	45119	80421119	10/22/2018	MNPS FY19B Capital Projects	5,900,000	0	113,133	5,900,000	0	0	
MNPS	MNPS Pre K and K4 Playgrounds	45119	80422119	10/22/2018	MNPS FY19B Capital Projects	300,000	0	134,851	300,000	0	0	
MNPS	MNPS Project Management	45119	80423119	10/22/2018	MNPS FY19B Capital Projects	100,000	0	0	100,000	0	0	
MNPS	MNPS Schools R12 Project	45119	80424119	10/22/2018	MNPS FY19B Capital Projects	1,000,000	0	0	1,000,000	0	0	
MNPS	ADM GSD MNPS FY20B Cap Proj Conti	45220	01433220	10/22/2018	MNPS FY20B Cap Projs RS2020-2	0	0	0	0	0	0	
MNPS	MNPS Goodlettsville Elem Replacement	45220	80400220	3/18/2020	MNPS FY20B Cap Projs RS2020-2	27,410,000	(5,615)	2,153,255	26,786,182	216,019	407,799	
MNPS	MNPS Lakeview Elem-Design	45220	80401220	3/18/2020	MNPS FY20B Cap Projs RS2020-2	4,247,400	(322,301)	495,381	1,579,100	1,200,082	1,468,218	
MNPS	MNPS Pearl Cohn High-Track & Stadium	45220	80402220	3/18/2020	MNPS FY20B Cap Projs RS2020-2	1,240,000	0	28,348	1,110,776	16,109	113,115	
MNPS	MNPS Office of School Improvement Prd	45220	80403220	3/18/2020	MNPS FY20B Cap Projs RS2020-2	500,000	0	1,000	500,000	0	0	
MNPS	MNPS Central Service-Furniture & Equip	45220	80404220	3/18/2020	MNPS FY20B Cap Projs RS2020-2	100,000	0	736	100,000	0	0	
MNPS	MNPS School Safety & Security	45220	80405220	3/18/2020	MNPS FY20B Cap Projs RS2020-2	200,000	0	12,180	198,127	2,581	(708)	*
MNPS	MNPS Bus & Fleet Vehicle Replacement	45220	80406220	3/18/2020	MNPS FY20B Cap Projs RS2020-2	4,800,000	(89)	761,345	4,382,809	177,720	239,471	
MNPS	MNPS Tech-Facility Infrastructure Impr	45220	80407220	3/18/2020	MNPS FY20B Cap Projs RS2020-2	6,900,000	87,629	559,181	6,414,046	189,699	296,255	
MNPS	MNPS ADA Compliance	45220	80408220	3/18/2020	MNPS FY20B Cap Projs RS2020-2	500,000	0	8,702	500,000	0	0	
MNPS	MNPS Emergency Construction/Conting	45220	80409220	3/18/2020	MNPS FY20B Cap Projs RS2020-2	350,000	0	(124,418)	310,605	7,046	32,349	
MNPS	MNPS Electrical Upgrades	45220	80410220	3/18/2020	MNPS FY20B Cap Projs RS2020-2	9,430,000	(73,821)	185,174	8,413,359	867,394	149,247	
MNPS	MNPS HVAC Upgrades	45220	80420220	3/18/2020	MNPS FY20B Cap Projs RS2020-2	13,100,000	155,314	3,485,550	8,763,058	4,297,311	39,631	
MNPS	MNPS Roof Repair/Replacement	45220	80430220	3/18/2020	MNPS FY20B Cap Projs RS2020-2	4,000,000	0	59,295	3,739,953	3,875	256,172	
MNPS	MNPS Exterior Building Improvements	45220	80440220	3/18/2020	MNPS FY20B Cap Projs RS2020-2	1,700,000	0	23,263	1,593,263	56,869	49,868	
MNPS	MNPS Interior Building Improvements	45220	80450220	3/18/2020	MNPS FY20B Cap Projs RS2020-2	2,100,000	0	148,635	1,969,628	82,051	48,321	
MNPS	MNPS Plumbing Upgrades	45220	80460220	3/18/2020	MNPS FY20B Cap Projs RS2020-2	400,000	0	0	373,952	9,732	16,316	
MNPS	MNPS Environmental Remediation	45220	80470220	3/18/2020	MNPS FY20B Cap Projs RS2020-2	200,000	0	0	189,994	0	10,006	
MNPS	MNPS Building Energy Upgrades	45220	80480220	3/18/2020	MNPS FY20B Cap Projs RS2020-2	70,000	0	0	40,204	29,796	0	
MNPS	MNPS Tornado Rpr Churchwell	45220	80491220	3/18/2020	MNPS FY20B Cap Projs RS2020-2	630,791	0	0	630,791	0	0	

Metropolitan Government of Nashville and Davidson County  
 Quarterly Financial Updates  
 Inception through June 2024  
 General Obligation Capital Projects

Department Description	Business Unit Description	Fund Number	Business Unit / Job #	Project Approval Date	Fund Description	Budget	Period Actual Amount	YTD Actual	Inception to Date Actual	Encumbrnc Amount	Remaining Balance	N o t e s
MNPS	MNPS Tornado Rpr Lockeland	45220	80492220	3/18/2020	MNPS FY20B Cap Projs RS2020-2	188,333	0	0	188,333	0	0	
MNPS	MNPS Tornado Rpr Meigs Magnet	45220	80493220	3/18/2020	MNPS FY20B Cap Projs RS2020-2	3,559,032	0	0	3,318,035	147,073	93,924	
MNPS	MNPS Tornado Misc Repairs/Clean-Up	45220	80494220	3/18/2020	MNPS FY20B Cap Projs RS2020-2	34,669	0	0	21,957	7,356	5,356	
MNPS	MNPS Tornado Tech Repairs	45220	80495220	3/18/2020	MNPS FY20B Cap Projs RS2020-2	0	0	0	0	0	0	
MNPS	MNPS Tornado Large Repair Contingen	45220	80496220	3/18/2020	MNPS FY20B Cap Projs RS2020-2	174,446	0	0	174,106	0	340	
	<b>MNPS TOTALS</b>					<b>1,517,076,661</b>	<b>(6,649,278)</b>	<b>94,030,909</b>	<b>1,194,594,795</b>	<b>156,363,303</b>	<b>166,118,563</b>	
					<b>* Overage due to Encumbrances. Negative Balance will Clear as Actual Payments are Made or Encumbrances are cancelled.</b>							
					<b>** Overage due to Mis-Applied Payment and is in the Process of Being Corrected.</b>							
					<b>GRAND TOTAL</b>	<b>5,649,069,346</b>	<b>29,337,278</b>	<b>345,223,933</b>	<b>4,197,695,988</b>	<b>356,350,139</b>	<b>1,095,023,219</b>	