

MPHDs BEHAVIORAL HEALTH

Opioid Response

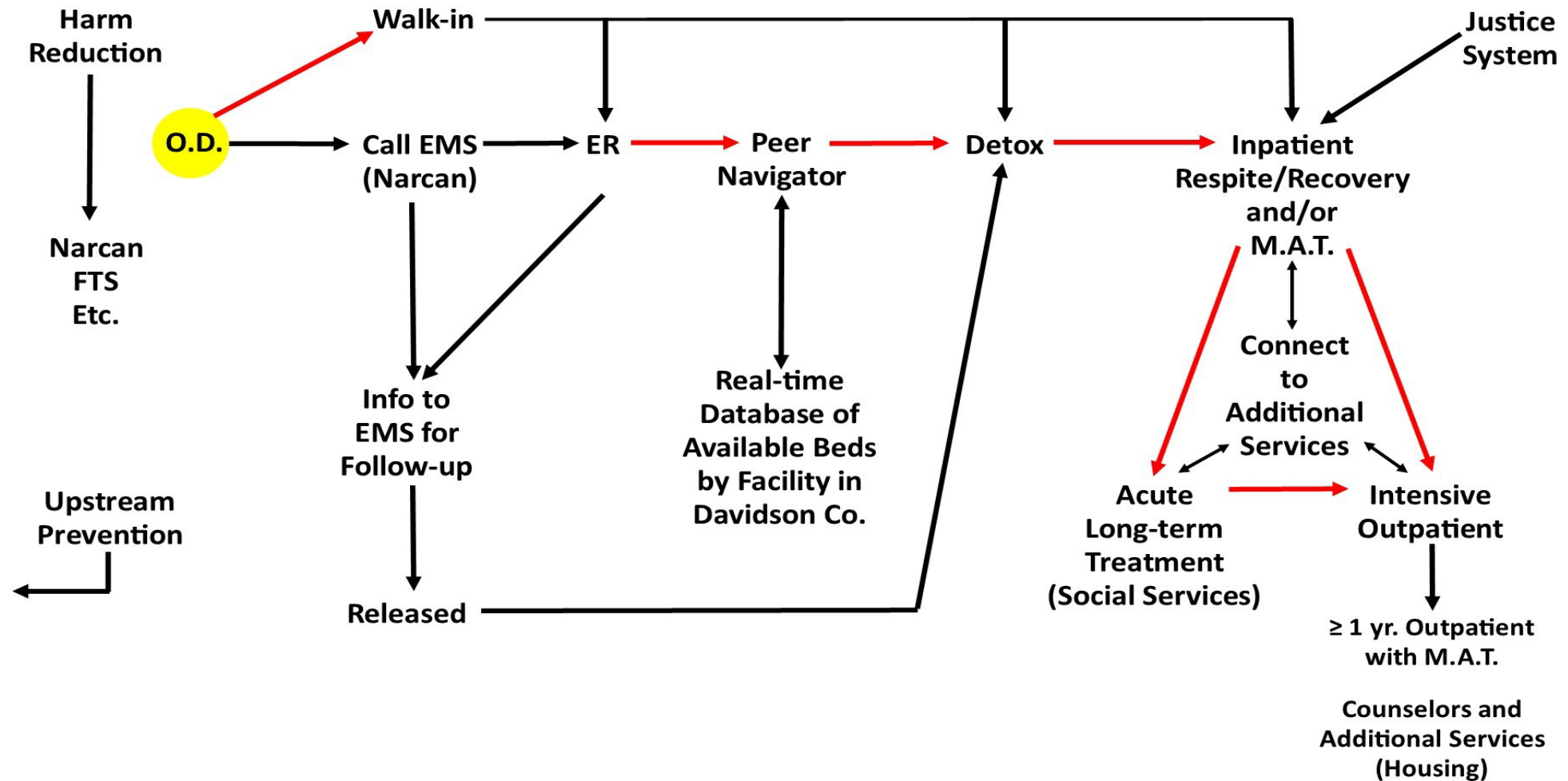


HISTORICAL CONTEXT



- ❑ 2022 Nashville received \$23 million in settlement funds over 18 years = \$1.3 each year (approx. 9% of \$242 million).
- ❑ Funds directed to MPHD to prepare and implement opioid plan
- ❑ MPHD held series of stakeholder meetings to identify system gaps and determine best use of funds
- ❑ MPHD developed opioid care process and vetted with stakeholders

Opioid Care Process



Model developed by MPHD

Procured Vendors

- ❑ Mental Health Co-op: \$2.4 million
- ❑ Samaritan Recovery Services: \$1.6 million



MPHDs Current Opioid Involvement



PROJECT: High Impact Area (HIA) - Tennessee Department of Health

FUNDING: \$235,400.00 (FY 2024)

INTENT: Improve public health response to substance misuse epidemic in Middle Tennessee



PROJECT: Overdose Prevention/Intervention - Department of Justice

FUNDING: \$1,080,909.00 (FY24 \$390,189.00)

INTENT: Reduce fatal and non-fatal overdoses in Davidson County using text notification alerting the public of spikes in overdose activity. MPHD uses several data sources including Overdose Detection Mapping



PROJECT: Community Overdose Prevention & Empowerment (COPE) - NACCHO

FUNDING: \$497,631.12

INTENT: Identify marginalized communities and work with faith leaders collaborating on efforts to reduce the number of overdose deaths.

MPHDs Current Opioid Involvement

★ **PROJECT: Partners in Care (PIC) – Mayor & Metro Council**

FUNDING: \$3,224,000 million

INTENT: Improve access to care for individuals experiencing a behavioral health crisis

★ **PROJECT: Responders Engaged and Committed to Help (REACH) – Mayor & Metro Council**

FUNDING: \$202,600

INTENT: Pair paramedics and Mental Health Coop clinicians to respond to nonviolent mental health crises and, in turn, freeing up some ambulances and emergency room space

★ **PROJECT: Abatement Council State Grant – State of Tennessee**

FUNDING: \$6,353,569.00

INTENT: Leverage community strategies and resources to improve system of care, decrease inequities, and opioid incidence and rates

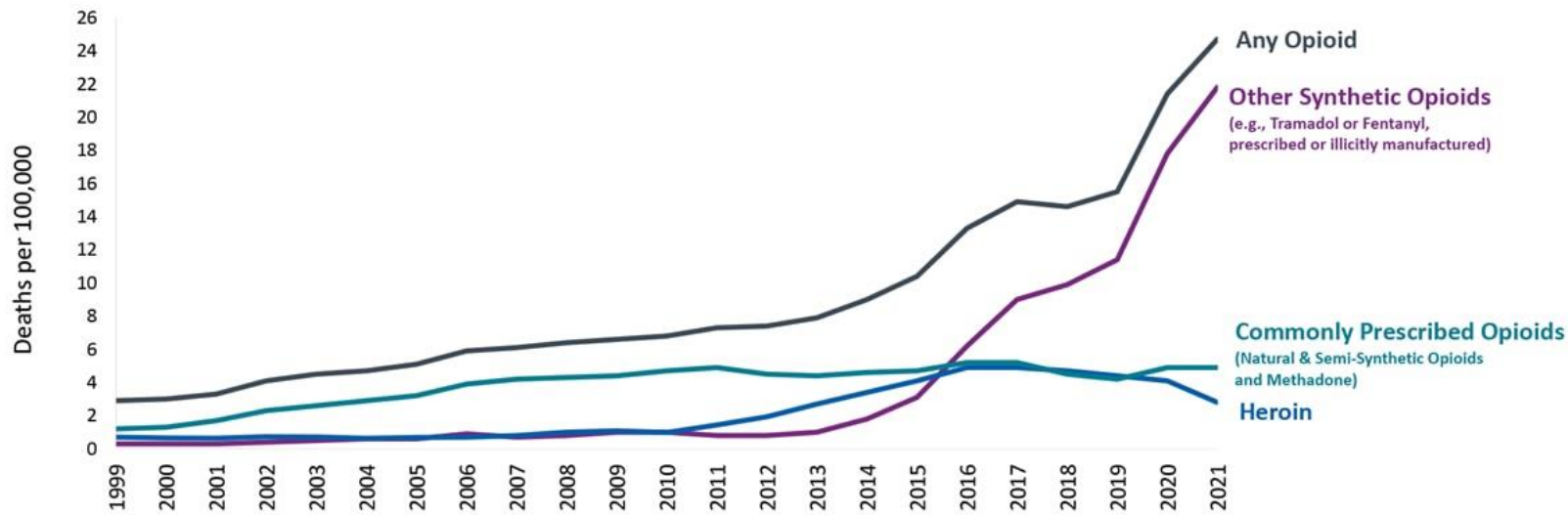
PART II:

Data Snapshot

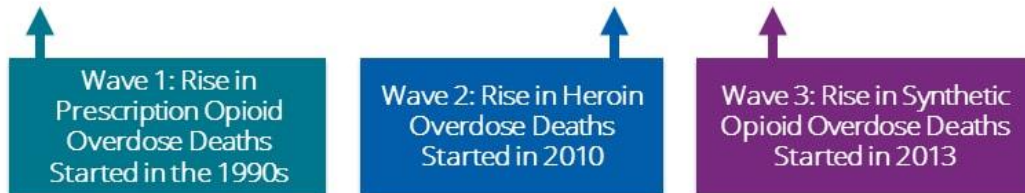


Opioid Data: National Crisis

Three Waves of Opioid Overdose Deaths



107,941 deaths in 2022^b * 1 every 5 minutes



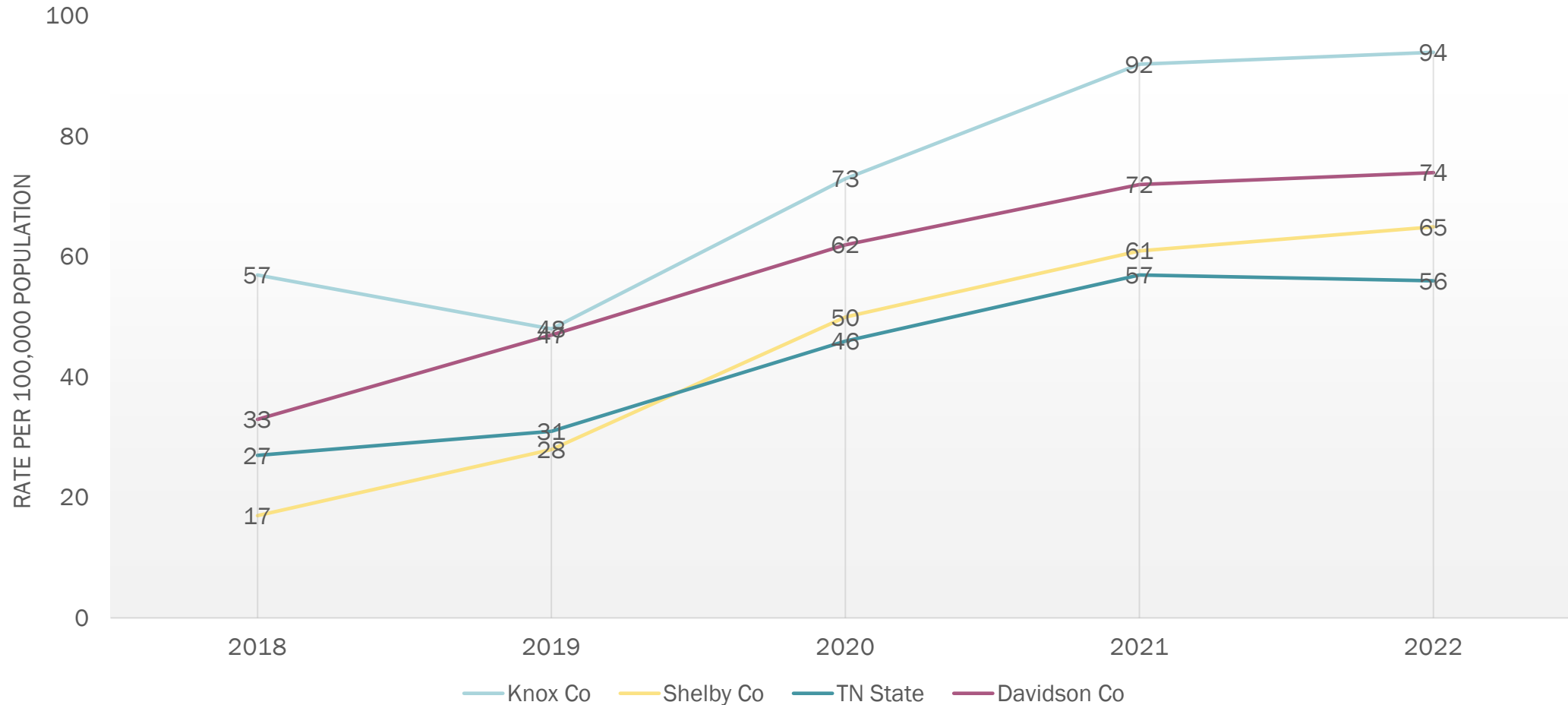
SOURCE: National Vital Statistics System Mortality File.

a. Understanding the Opioid Overdose Epidemic <https://www.cdc.gov/opioids/basics/epidemic.html>

b. Spencer MR, Garnett MF, Miniño AM. Drug overdose deaths in the United States, 2002–2022. NCHS Data Brief, no 491. Hyattsville, MD: National Center for Health Statistics. 2024. DOI: <https://dx.doi.org/10.15620/cdc:135849>.

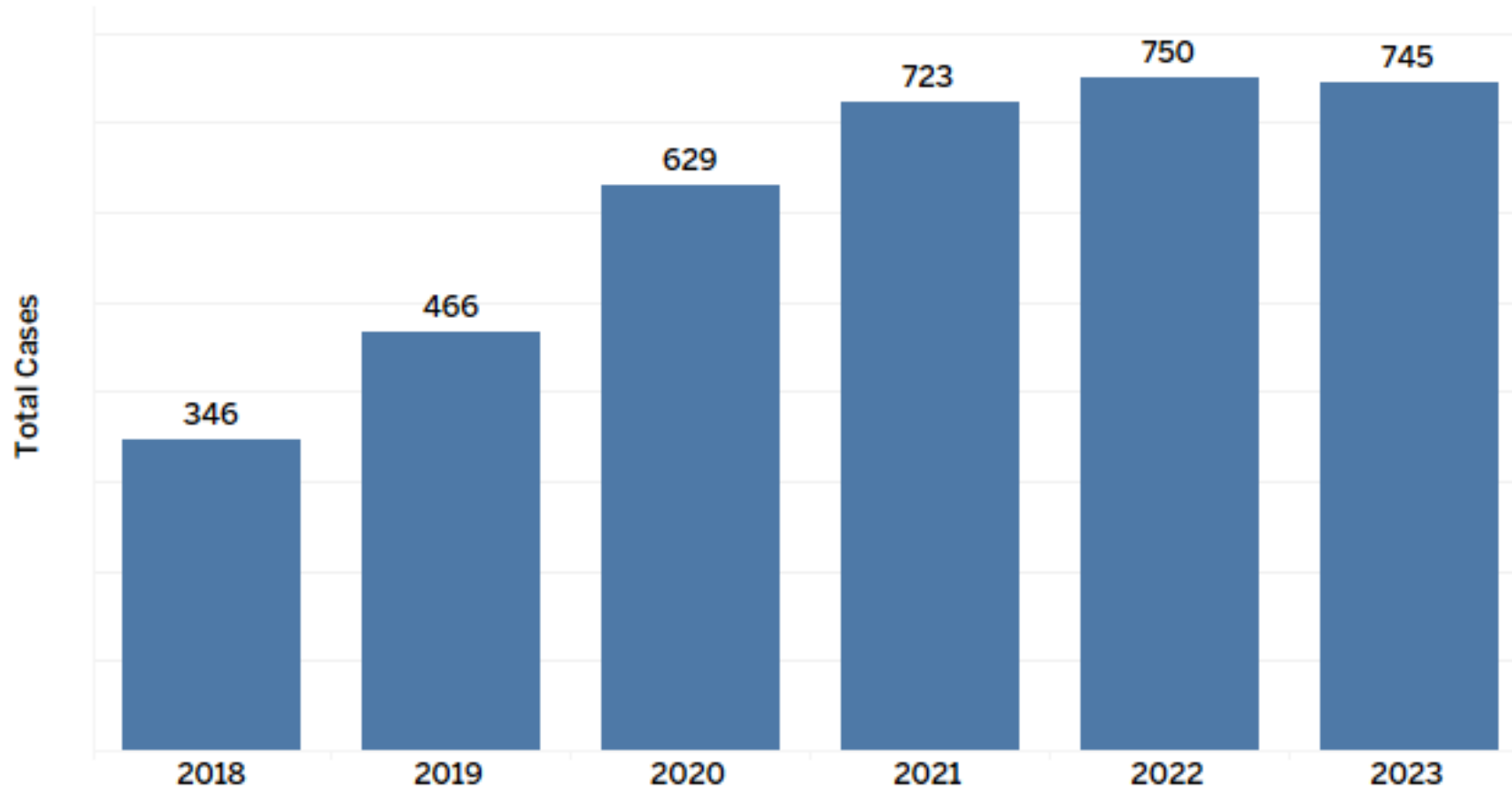
Opioid Data: Overdose in TN Metro Regions

Age-adjusted Rate of All Drug Overdose Deaths in Tennessee, 2018-2022



Opioid Data: Local Crisis

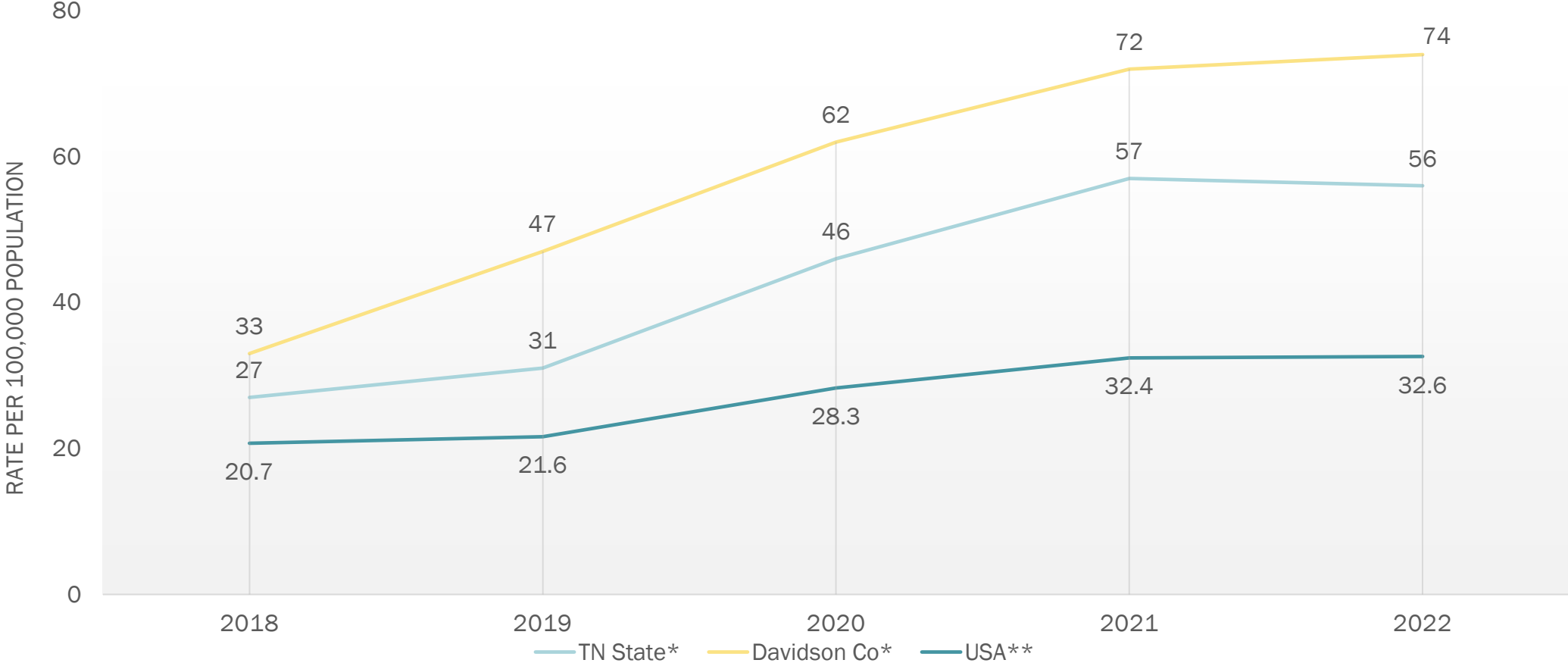
Suspected Fatal Drug Overdoses by Year, Davidson County, TN 2018-2023



Approx. **2** deaths per day in 2023
and 1.5 per day YTD 2024

Opioid Data: Contextualizing Local Crisis

Age-adjusted Rate of Drug Overdose Deaths in the USA, Tennessee, and Davidson Co, 2018-2022



Source: *Tennessee Drug Overdose Dashboard, TDH Office of Informatics & Analytics. Accessed on 6/11/2024

**CDC National Center for Health Statistics, [Data Brief 491](#) (Figure 1). Accessed on 6/11/2024

PART III:

Next Steps



Next Steps

- ❑ Awaiting Metro Council vendor contract approval for opioid care process project
- ❑ Expansion of REACH projects
- ❑ PIC operating in all precincts
- ❑ BOH requests:
 - Inform networks about upcoming opioid care process
 - Leverage bed availability to support opioid treatment
 - Assist in identifying funders to support BHW



Q&A