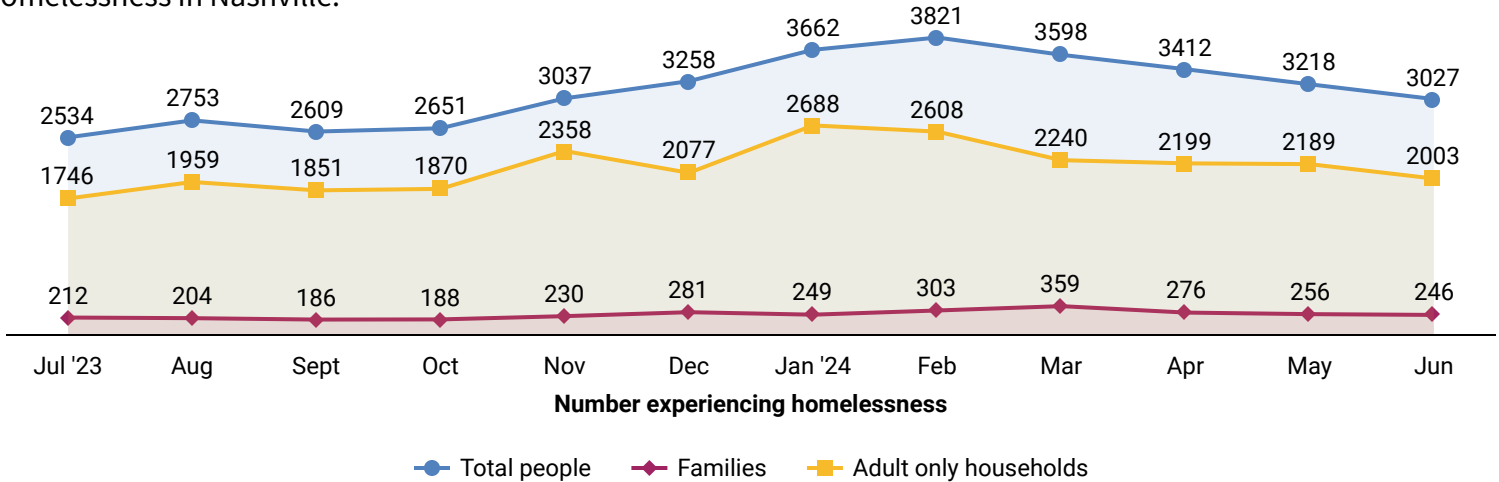


Nashville Community Homelessness & Housing Data, June 2024

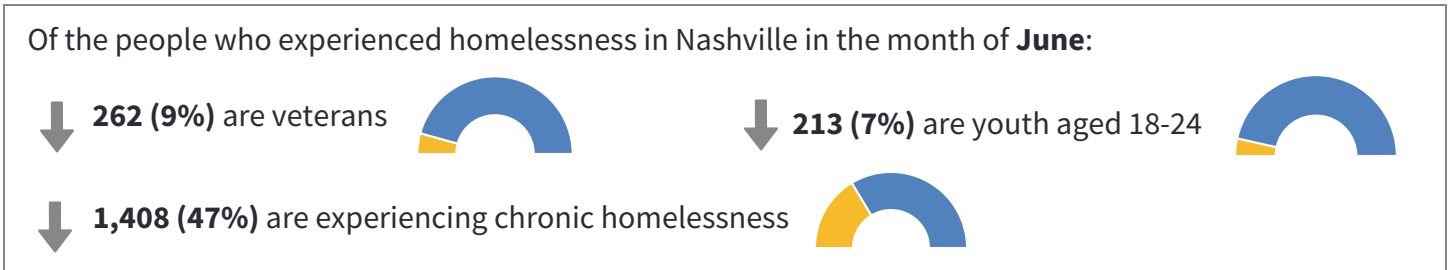
Data Source: The Nashville-Davidson County Homeless Management Information System (HMIS). HMIS is a *shared community database* that collects data on households experiencing homelessness and programs intended to end homelessness. HMIS includes data from **48 participating service providers** in Nashville; including emergency shelters, transitional housing, street outreach, supportive services, and permanent housing programs. The Office of Homeless Services is the HMIS Lead Agency responsible for administering the HMIS and associated reporting.

The data below fluctuate month to month based on varying levels of community participation in HMIS and street outreach coverage. Any changes from month to month may or may not reflect true changes in homelessness.

3,027 people experienced homelessness in Nashville in **June 2024**. These 3,027 people were in **2,249 households**; **246 families** and **2,003 adult only households**. Over the past 12 months, **8,479 unique people** have experienced homelessness in Nashville.

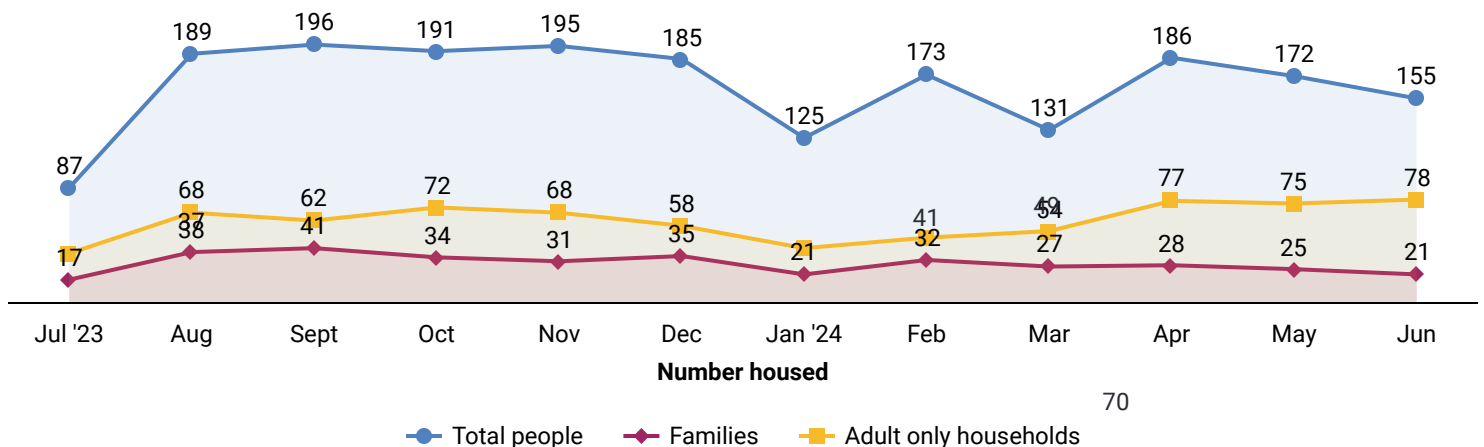


The numbers below reflect the month of **June**. The arrows represent increases or decreases since the month of **May**.



Housing Data

155 people experiencing homelessness were housed in Nashville in **June 2024**. These 155 people were in **99 households**; **21 families** and **78 adult only households**. Over the past 12 months, **1,985 people** have been housed in Nashville.



Nashville Community Homelessness & Housing Data, June 2024

Of the people who moved into housing in Nashville in the month of **June**:

23 (15%) are veterans



6 (4%) are youth aged 18-24



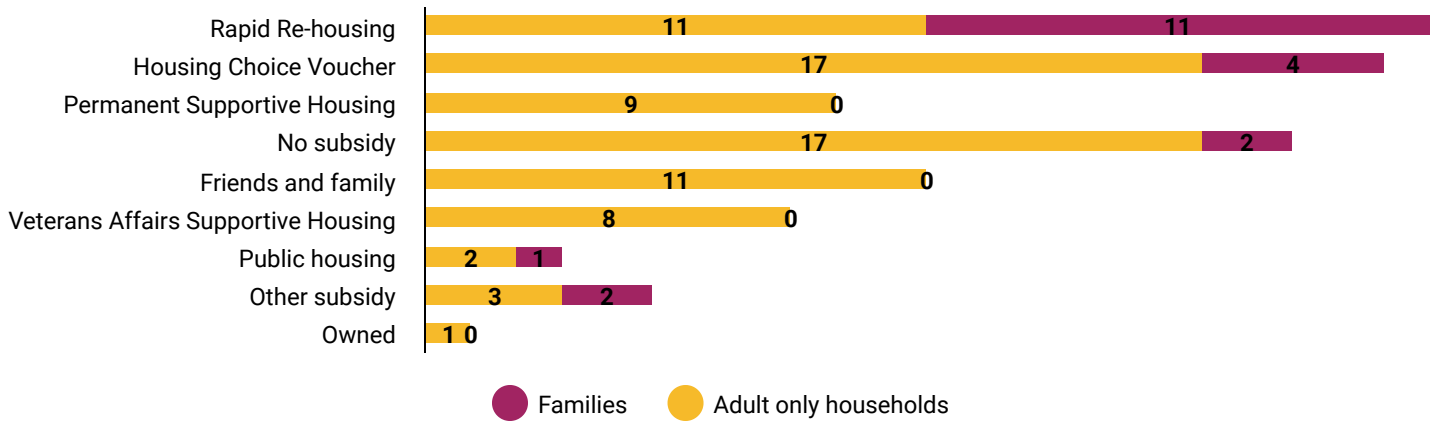
35 (23%) were experiencing chronic homelessness



The average length of time from HMIS entry to permanent housing was

205 days

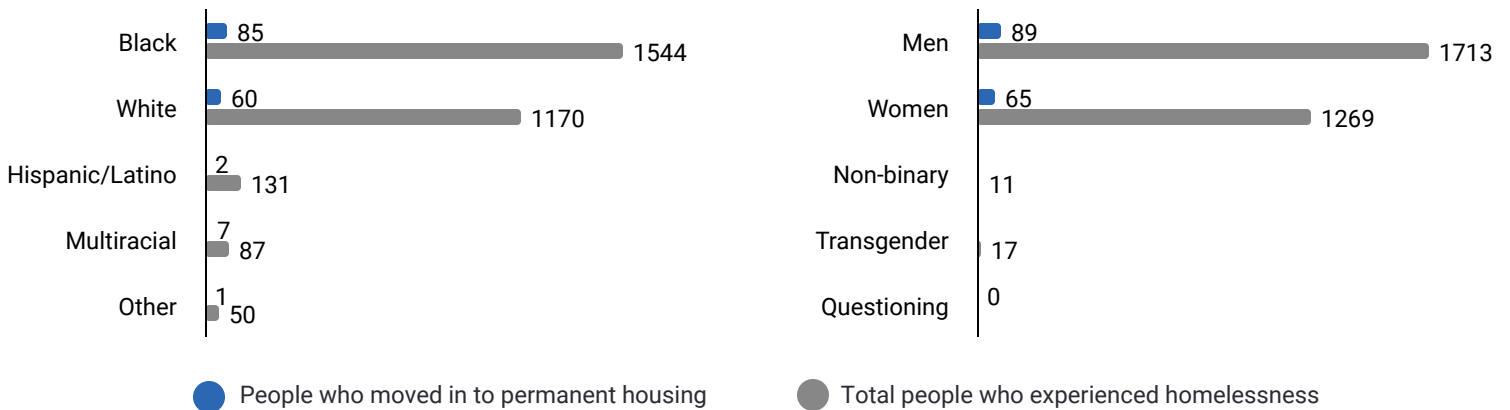
Number of housing exits by destination (households)



22 households were housed with rapid re-housing subsidies in **June**, followed by **21 households** who were housed with Housing Choice Vouchers, **19 households** housed with no subsidy, and **11 households** who were housed with friends and family.

The top agencies who housed the most households in **June** were: **The Salvation Army** (21), **Open Table Nashville** (11), **Safe Haven Family Shelter** (11), and **Oasis Center** (10).

Demographic Data



In **June**, **51%** of people experiencing homelessness were Black, **39%** were White, **4%** were Hispanic/Latino, **3%** were Multiracial, and **2%** were other.

In **June**, **57%** of people experiencing homelessness were men, **42%** were women, **<1%** were non-binary, **1%** were transgender, and **<1%** were other.

Of the people who were permanently housed in **June**, **55%** were Black, **39%** were White, **1%** were Hispanic/Latino, **5%** were Multiracial, and **<1%** were other.

Of the people who were permanently housed in **June**, **57%** were men, **42%** were women, **0%** were non-binary, **1%** were transgender, and **0%** were other.