

## Director's Update to the Board of Health July 2024

### Protecting Health – Preventing the Spread of Infectious Disease

#### HIV Testing

The Sexual Health Center held a special HIV screening event on Thursday, June 27<sup>h</sup> as part of National HIV Testing Day. The team performed six HIV saliva swab tests and vaccinated two other people against MPox. The event also led to three new signups for the MPHD PrEP program, ensuring more people who could be at risk of contracting HIV are protected.

#### Back-to-School

From July 29 to Aug. 23 all three preventive health locations (East, Woodbine, and Lentz 120) will offer extended hours to accommodate back to school vaccination clinics. See flyers attached for specific information for each clinic. This information has been shared with clinical leadership throughout MPHD; additionally, the information has been posted on social media platforms, the Smart TVs within Lentz and displayed within the clinic locations themselves.

#### East Public Health Center Back to School Immunization Clinics Phone: 615-862-7916



#### Dates:

- 7/30 , 8/6 , 8/13 & 8/20

#### Time:

- Wednesday's: 8AM - 6:00PM



#### What to Bring :

- BRING ID
- PREVIOUS SHOT RECORDS
- APPOINTMENTS REQUIRED

Please be aware: Parent or legal guardian needs to be present for all immunization visits

#### School Physicals:

##### Neighborhood Health

Phone: 615-227-3000 Website: neighborhoodhealthtn.org  
(Locations all over Davidson County based on sliding fee scale)

##### Siloam Health

2717 MURFREESBORO PIKE  
ANTIOCH, TN 37013  
Phone: 615-747-6035  
Please call for an appointment!

#### Metro Health Clinic Locations:

**East Public Health**  
1015 East Trinity Lane  
Nashville, TN 37216  
615-862-7916

**Woodbine Public Health**  
224 Oriol Ave  
Nashville, TN 37210  
615-862-7940

**Lentz Public Health**  
2500 Charlotte Ave  
Nashville, TN 37209  
615-340-5607

FOR MORE INFORMATION VISIT: [HEALTH.NASHVILLE.GOV](http://HEALTH.NASHVILLE.GOV)

**East Public Health Center  
Back to School Immunization Clinics  
Phone: 615-862-7916**



**Dates:**

- 7/30 , 8/6 , 8/13 & 8/20

**Time:**

- Wednesday's: 8AM - 6:00PM



**What to Bring :**

- BRING ID
- PREVIOUS SHOT RECORDS
- APPOINTMENTS REQUIRED

Please be aware: Parent or legal guardian needs to be present for all immunization visits

**School Physicals:**

**Neighborhood Health**

Phone: 615-227-3000 Website: neighborhoodhealthtn.org  
(Locations all over Davidson County based on sliding fee scale)

**Siloam Health**

2717 MURFREESBORO PIKE  
ANTIOCH, TN 37013  
Phone: 615-747-6035  
Please call for an appointment!

**Metro Health Clinic Locations:**

**East Public Health**  
1015 East Trinity Lane  
Nashville, TN 37216  
615-862-7916

**Woodbine Public Health**  
224 Oriol Ave  
Nashville, TN 37210  
615-862-7940

**Lentz Public Health**  
2500 Charlotte Ave  
Nashville, TN 37209  
615-340-5607

FOR MORE INFORMATION VISIT: HEALTH.NASHVILLE.GOV

**East Public Health Center  
Back to School Immunization Clinics  
Phone: 615-862-7916**



**Dates:**

- 7/30 , 8/6 , 8/13 & 8/20

**Time:**

- Wednesday's: 8AM - 6:00PM



**What to Bring :**

- BRING ID
- PREVIOUS SHOT RECORDS
- APPOINTMENTS REQUIRED

Please be aware: Parent or legal guardian needs to be present for all immunization visits

**School Physicals:**

**Neighborhood Health**

Phone: 615-227-3000 Website: neighborhoodhealthtn.org  
(Locations all over Davidson County based on sliding fee scale)

**Siloam Health**

2717 MURFREESBORO PIKE  
ANTIOCH, TN 37013  
Phone: 615-747-6035  
Please call for an appointment!

**Metro Health Clinic Locations:**

**East Public Health**  
1015 East Trinity Lane  
Nashville, TN 37216  
615-862-7916

**Woodbine Public Health**  
224 Oriol Ave  
Nashville, TN 37210  
615-862-7940

**Lentz Public Health**  
2500 Charlotte Ave  
Nashville, TN 37209  
615-340-5607

FOR MORE INFORMATION VISIT: HEALTH.NASHVILLE.GOV

In the meantime, this summer we have been running clinics in partnership with MNPS Student Health, rotating between six different MNPS Health Portables (McKissack, McMurray, McGavock, Glenciff, Hunters Lane, MNPS Support Hub). Since May 25 we have seen 74 students, provided 37 physicals and given 151 vaccines. We are fully booked in coming weekends.

### **BRIDGE program ending**

The CDC's Bridge to Access Program, which provides COVID-19 vaccines to uninsured or underinsured adults, will end in August.

That means after August it might be more difficult to get vaccinated for those without insurance. Appointments can be made at any Metro Public Health Department clinics to receive a COVID-19 vaccine.

## **Improve and Sustain Family and Child Well-Being**

### **Strong Babies**

Mayor O'Connell came to Lentz on July 11 for the Nashville Strong Babies team's announcement that the services and resources available through the program will now be available countywide. Initially the program was set up in specific zip codes where infant mortality was highest. MPH's new funding allows the program to expand to all zip codes, offering care coordination to any Davidson County resident who is expecting or is a new parent. The announcement featured remarks from Mayor O'Connell as well as former Nashville Strong Babies participant Indigo Harris. The first five years of Nashville Strong Babies programming helped more than 1,300 families with a 100% maternal vitality rate.

### **Parental Consent**

As of July 1, the state law changed to require all patients under 18 years of age to have in-person or verbal consent by a legal parent or guardian prior to receiving any health care service. If the parent or legal guardian cannot accompany the minor to a visit, verbal consent must be obtained from the parent or guardian prior to receiving services. This law does not apply to legally emancipated minors.

## **Promote and Support Healthier Living**

### **Mobile Mammography**

In partnership with St. Thomas Ascension's mobile mammography team, our MPH's Breast and Cervical Screening team has hosted two very well attended mammography events at Lentz Public Health Department on June 10, and East Preventive Health on June 26. The last event during the summer series will occur at Woodbine Preventive Health on July 23.



### **Create Healthier Community Environments**

The Independence Day holiday is always tricky for Metro Animal Care and Control because of pets running away from the sound of fireworks. This year MACC’s overnight Animal Control Officer was able to return two dogs directly to their owners without a trip to the shelter, part of MACC’s Free Ride Home program. This instance highlighted the importance of microchipping pets. To help in reuniting families with their pets, MACC waived reclaim fees over the holiday weekend, meaning 14 pets were back home after going missing during the holiday with no fee paid. The shelter remains very full, and adoption fees are reduced to \$25 through the month of July in the hopes of encouraging more families to consider welcoming a pet into their home this summer.

### **2024 Red Sand Project**

The last week in July, the Metro Public Health Department will be participating in the sixth annual Red Sand Project. The Red Sand project allows participants to spread red sand into the cracks of sidewalks or pavement. This creates a visual representation of individuals that are “falling through the cracks” in recognizing human trafficking. Human trafficking is a 150-BILLION-dollar industry and in the United States, a child is sold for sex every 2 Minutes. We hope that the sand can spark a larger conversation about how we can raise awareness of the signs of human trafficking and help to spread the importance of reporting individuals that we believe to be involved in human trafficking.

The event will provide individually packaged and group sand options to allow for maximum participation. Sand should be spread away from the entrances of the building. At Lentz, please spread sand in the lower parking lot only. We encourage you to take pictures to share with others around the state and country.

# Quarterly Drug Overdose Surveillance Update | End of 2nd Quarter 2024

Overdose Response Program - Metro Public Health Department of Nashville/Davidson County

The objective of this report is to provide education and increase awareness in Davidson County about the local drug overdose epidemic.

## EXECUTIVE SUMMARY

2024 | Quarter 2: March 31 - June 29

### Suspected Fatal Drug Overdoses

The annual number of fatal drug overdoses in Davidson County has surpassed 700 since 2021. During quarter 2 of 2024, there were 128 suspected drug overdose deaths (88 completed and 40 pending) that occurred in the county, making the YTD total 272 fatalities.

**Fentanyl:** Fentanyl, a synthetic opioid, was detected in approximately 70% of overdose-related toxicology reports in 2024. Fentanyl is a primary contributor to overdose deaths in Davidson County. Cocaine and methamphetamine were also frequently detected in suspected overdose deaths.

**Demographics:** Males accounted for the largest percentage of suspected drug overdose deaths at 70% percent during 2024. The largest percentage of deaths occurred among those 45-54 year olds (26%).

### Suspected Nonfatal Drug Overdose-Related Emergency Department (ED) Visits (Syndromic Surveillance)

The annual number of suspected drug overdose-related ED visits captured by syndromic surveillance (definition on page 3) peaked during 2020 and has declined gradually in the years since then. Syndromic surveillance captured 778 suspected drug overdose-related ED visits so far in 2024. This is comparable to the same time period in 2019.

**Drug/Substance Category:** Non-heroin opioids (78%) was the top drug/substance category reported for overdose-related ED visits.

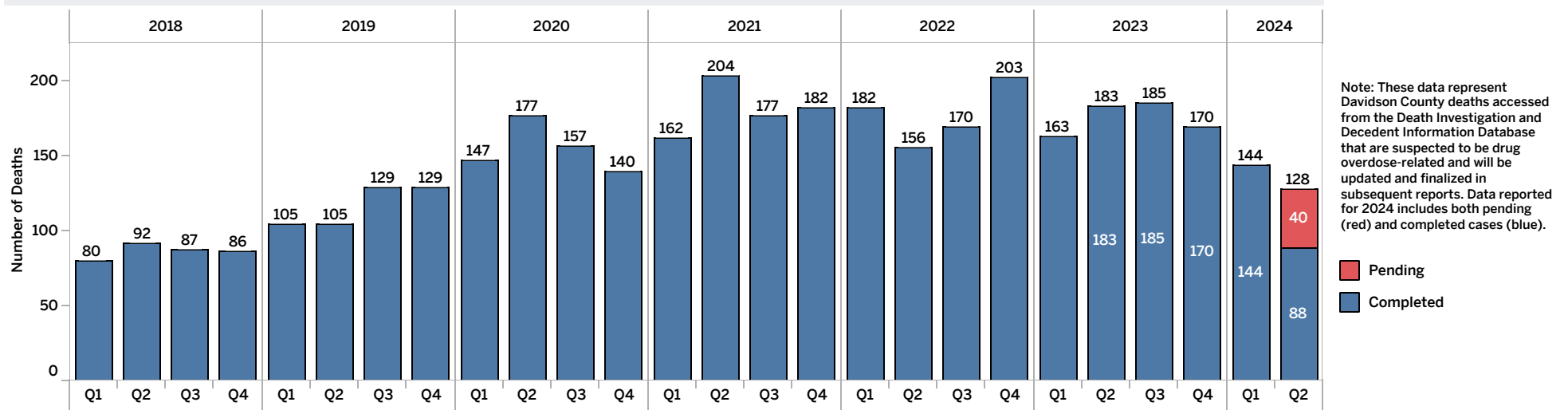
**Demographics:** During 2024, approximately two-thirds of drug overdose-related ED visits in Davidson County were among males, and 31% occurred among individuals 35-44 years old.

### Suspected Drug Overdoses Requiring Response by Nashville Fire Department Emergency Medical Services (NFD-EMS)

The annual number of suspected drug overdoses requiring NFD-EMS response increased from 2016 through 2020 and has remained relatively stable since then. There were 2,281 suspected drug overdoses requiring NFD-EMS response so far in 2024. This is comparable to the same time period in 2019.

**Demographics:** Males accounted for the largest percentage of NFD-EMS responses (64%), and people in the 25-34 year old age group accounted for 28% of responses.

Suspected Fatal Drug Overdoses by Quarter, 2018-2024 - Davidson County, TN



Note: These data represent Davidson County deaths accessed from the Death Investigation and Decedent Information Database that are suspected to be drug overdose-related and will be updated and finalized in subsequent reports. Data reported for 2024 includes both pending (red) and completed cases (blue).

■ Pending  
■ Completed

# Quarterly Drug Overdose Surveillance Update | End of 2nd Quarter 2024

Overdose Response Program - Metro Public Health Department of Nashville/Davidson County

## Suspected Fatal Drug Overdoses

2024 | Quarter 2 : March 31 - June 29

### Notable Trends

**Overdose Deaths:** The annual number of fatal drug overdoses in Davidson County has increased each year from 2016 through 2022. During the second quarter of 2024, there were 128 suspected drug overdose deaths and a YTD total of 272 so far in 2024.

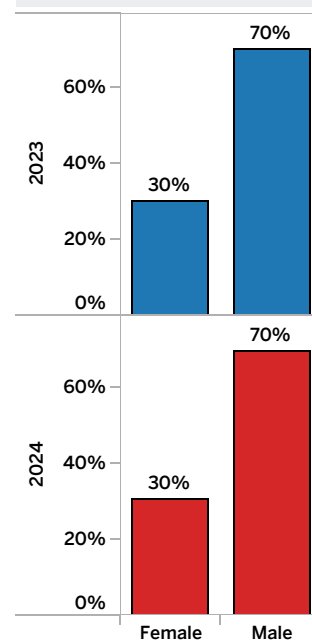
**Fentanyl:** Fentanyl was detected in 70.3% of overdose deaths in 2024. Fentanyl is a synthetic opioid that has contributed to the increased number of drug overdose deaths in Davidson County.

**Polysubstance Epidemic:** The most frequently detected substances in 2024 were fentanyl, cocaine, and methamphetamine. The percentage of suspected overdose deaths in which cocaine was detected increased by 47.2% in 2024 compared to 2022. Methamphetamine detections have remained relatively stable.

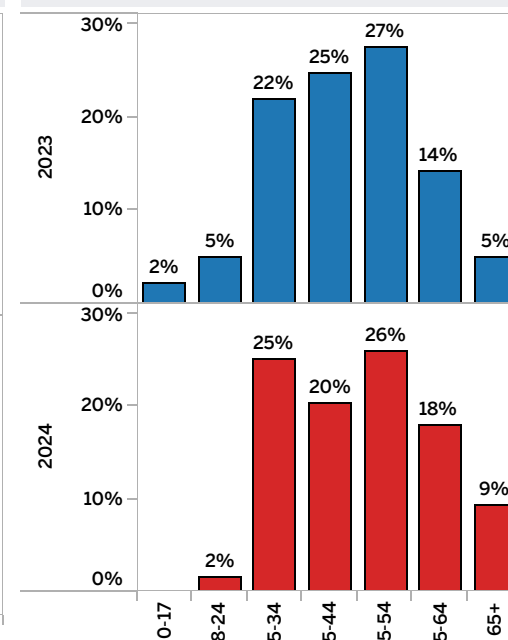
**Emerging Substances:** Emerging substances detected include xylazine and fentanyl analogs (fluorofentanyl and acetylfentanyl). So far in 2024, Xylazine detections increased by 83% compared to the same time period in 2023.

**Demographics:** Males (70%) and White individuals (62%) accounted for the majority of overdose deaths in 2024. The 45-54 year old age group (26%) represented the highest number of overdose deaths. During the same time period in 2023, the 45-54 year old age group was highest at 27%.

Sex, Q2 2023-2024

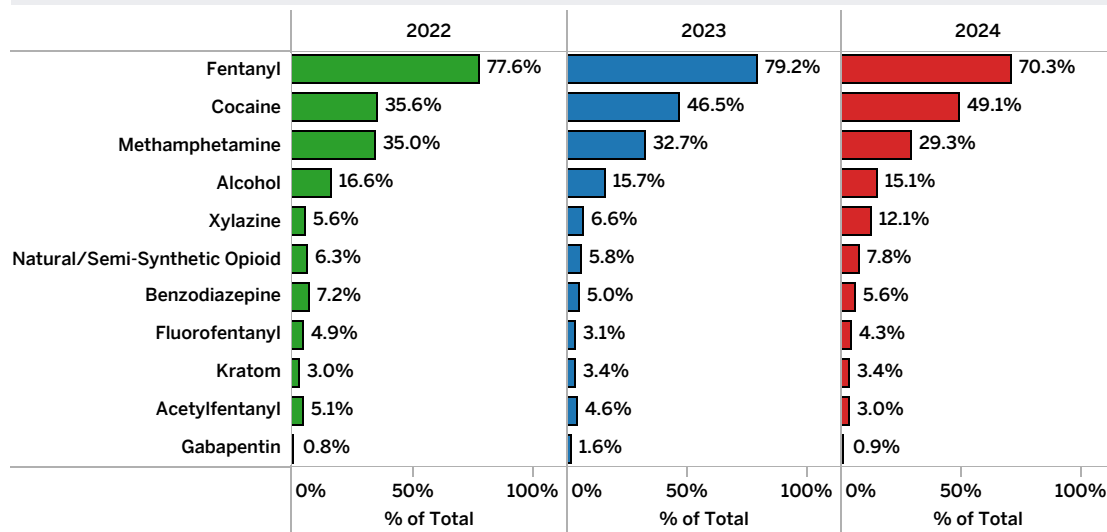


Age Group (years), Q2 2023-2024

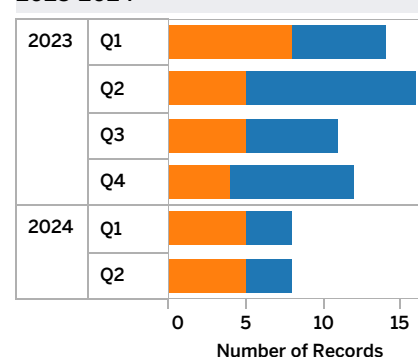


Substances Detected Among Suspected Overdose Deaths in Quarters 1-4 of 2022 and 2023

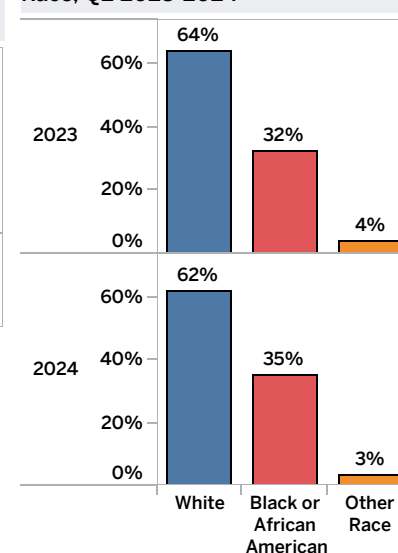
\*2024 are YTD counts



Fentanyl Analog Detection by Quarter, 2023-2024



Race, Q2 2023-2024





# Quarterly Drug Overdose Surveillance Update | End of 2nd Quarter 2024

Overdose Response Program - Metro Public Health Department of Nashville/Davidson County

## Suspected Nonfatal Drug Overdose-Related ED Visits (Syndromic Surveillance)

2024 | Quarter 2: March 31 - June 29

### Notable Trends

**Overdose-related ED Visits:** The annual number of suspected drug overdose-related ED visits captured by syndromic surveillance (definition below) peaked during 2020 and declined gradually. So far in 2024, there were 778 suspected drug overdose-related ED visits captured by syndromic surveillance. These numbers are comparable to those reported in the 2nd quarter of 2019.

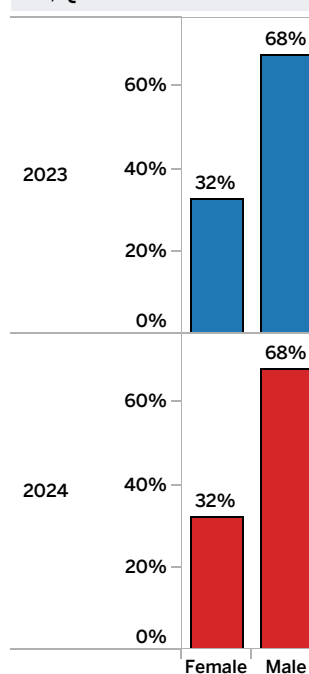
**Drug/Substance Category:** Approximately 78% of overdose-related ED visits in 2024 involved non-heroin opioids. Heroin and stimulants were involved in fewer incidents. This finding indicates a continued shift away from heroin and towards synthetic opioids.

**Demographics:** About 70% of drug overdose-related ED visits in Davidson County during Q2 of 2024 were among males. By age group, 31% of drug overdose-related ED visits occurred among individuals 35-44 years old. Among race groups, the majority of ED visits were among White individuals at 54% followed by Black individuals at 32%.

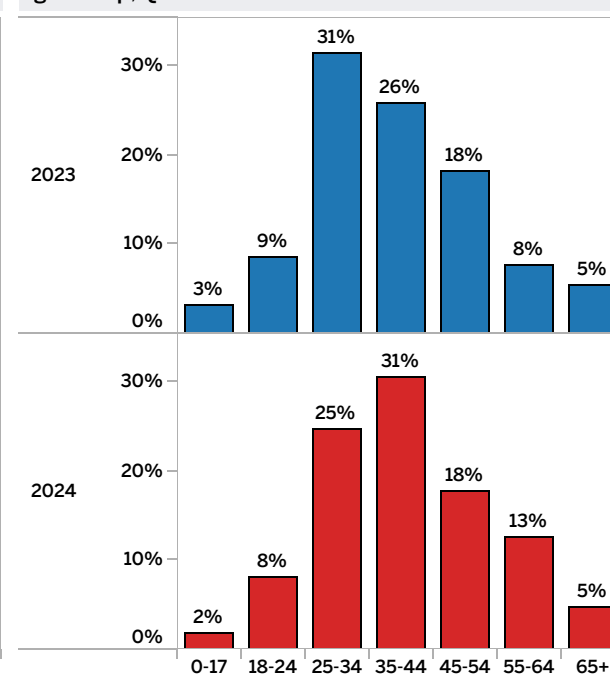
### What is Syndromic Surveillance?

Data collected in syndromic surveillance consists of de-identified information from various health care facilities regarding chief complaints, diagnosis codes, and patient characteristics. These data are reported either to state and local health departments or Health Information Exchanges, which then contribute data to the national syndromic surveillance platform for assistance in identifying early trends in diseases and conditions.

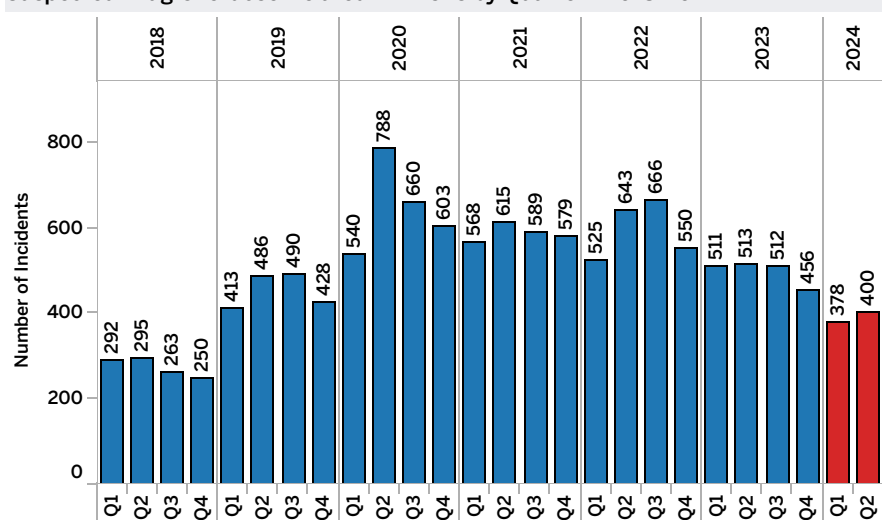
Sex, Q2 2023-2024



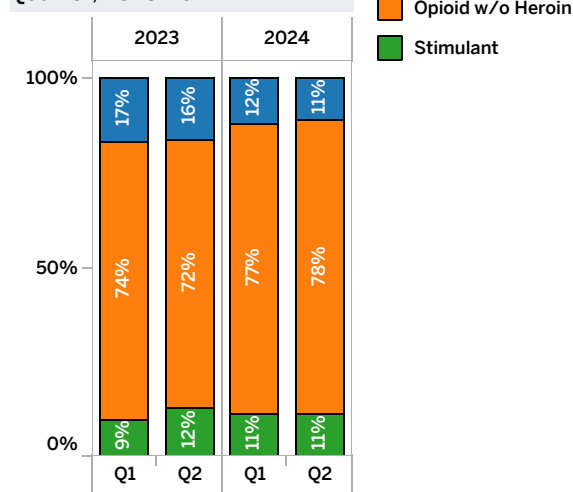
Age Group, Q2 2023-2024



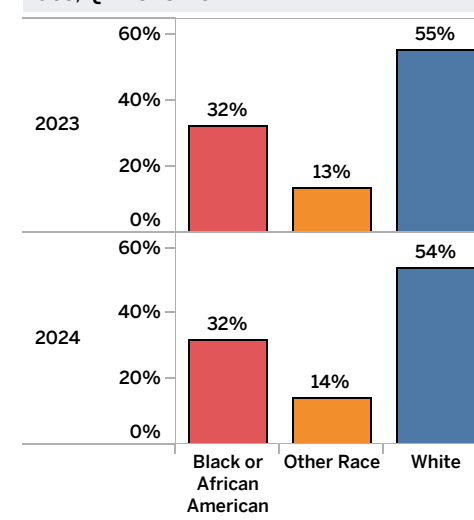
Suspected Drug Overdose-Related ED Visits by Quarter - 2018-2024



Drug/Substance Category by Quarter, 2023-2024



Race, Q2 2023-2024



# Quarterly Drug Overdose Surveillance Update | End of 2nd Quarter 2024

Overdose Response Program - Metro Public Health Department of Nashville/Davidson County

## Suspected Drug Overdoses Requiring NFD-EMS Response

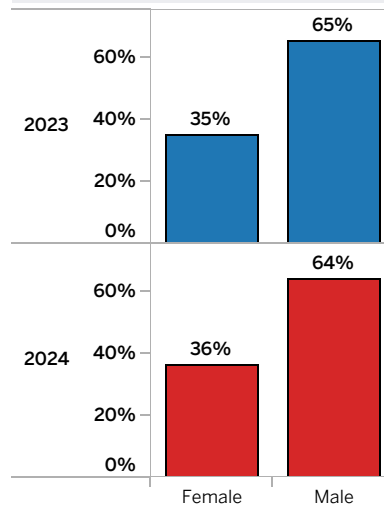
2024 | Quarter 2: March 31 - June 29

### Notable Trends

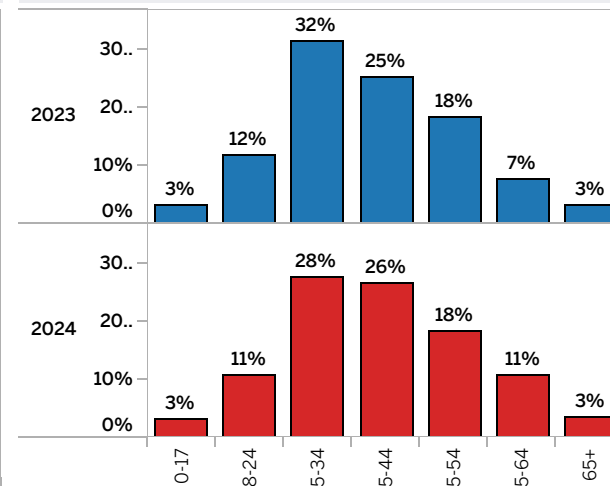
**Suspected Overdoses Requiring NFD-EMS Response:** The annual number of suspected drug overdoses requiring NFD-EMS response has remained relatively stable since 2020. During 2024, there were 2,281 suspected drug overdoses requiring NFD-EMS response. This is comparable to the numbers reported for the same time period in 2019.

**Demographics:** Nearly two-thirds of NFD-EMS responses to suspected drug overdoses in Davidson County were among males during 2024. This trend has remained consistent over the last several years. By age group, 28% of all suspected drug overdoses occurred among individuals 25-34 years old. White individuals accounted for 57%, and Black individuals accounted for 42% of NFD-EMS responses during this time period.

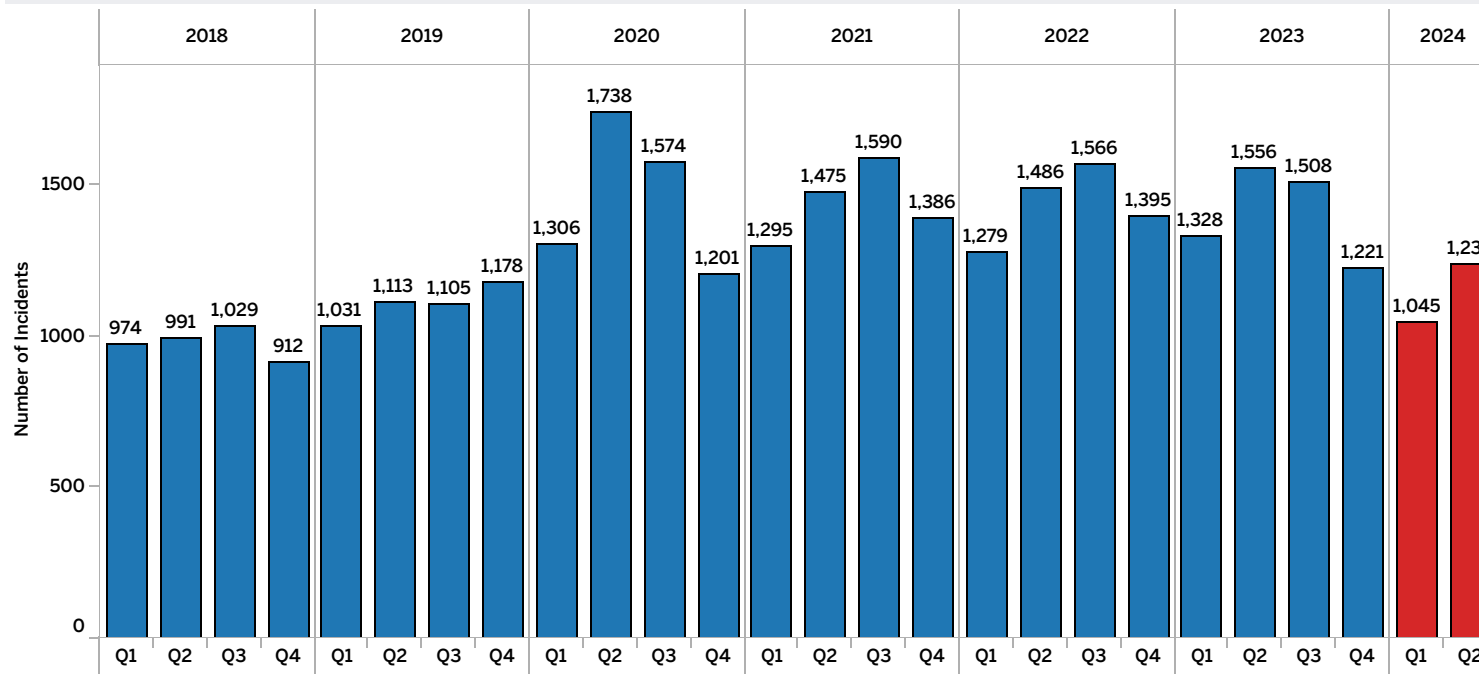
Sex, Q2 2023-2024



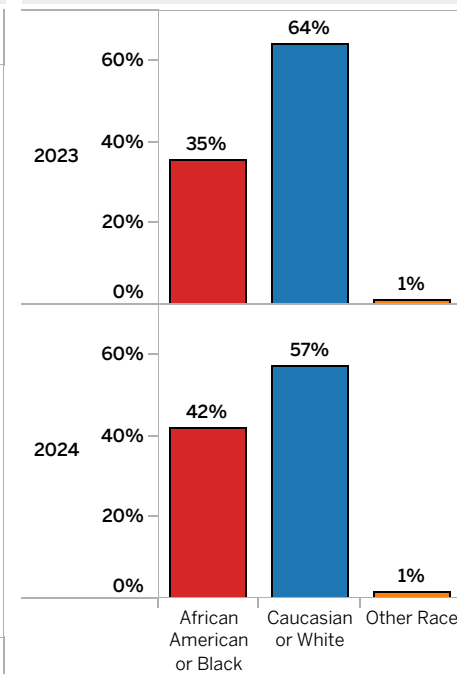
Age Group (years), Q2 2023-2024



Suspected Drug Overdoses Requiring NFD-EMS Response by Quarter - 2018-2024



Race, Q2 2023-2024





# Quarterly Drug Overdose Surveillance Update | End of 2nd Quarter 2024

Overdose Response Program - Metro Public Health Department of Nashville/Davidson County

## Footnotes and Supplemental Information

**\*\*If you have information on unusual overdose activity, please contact the Overdose Response Program\*\***

**[Opioid.Response@nashville.gov](mailto:Opioid.Response@nashville.gov) | 615-340-0498**

### Technical Notes

Data for the most recent quarter, December 31 through June 29 of 2024, remain preliminary and may be adjusted in later months. Percent change where the cumulative total is less than 20 were not included due to the instability of calculations.

### **Suspected Fatal Drug Overdoses**

- **Data represent deaths accessed from the Death Investigation and Decedent Information (DIDI) database on 7/10/2024 that are suspected to be drug overdose-related. These deaths have occurred within Davidson County, and cases are included in this total regardless of resident status.** This mortality indicator demonstrates the overall burden on first response, healthcare, and forensic science in addition to the overall magnitude of the overdose epidemic. Counts reported for this metric will likely differ from overdose death counts provided by other agencies that report deaths only among county residents.

### **Suspected Nonfatal Drug Overdose-Related ED Visits**

- Nonfatal drug overdose data were extracted from ESSENCE-TN on 7/10/2024. Syndromic surveillance identifies suspected overdose-related ED visits via chief complaint and discharge diagnosis codes. These incidents do not include laboratory or clinical confirmation.
- Nonfatal drug overdose ED visits were captured by syndromic surveillance (ESSENCE-TN) at the following hospitals: Nashville General Hospital, Saint Thomas Midtown Hospital, Saint Thomas West Hospital, TriStar Centennial Medical Center, TriStar Skyline Medical Center, TriStar Southern Hills Medical Center, TriStar Summit Medical Center, Vanderbilt University Medical Center, Vanderbilt Childrens Hospital, and TriStar Century Farms ER.
- Data was obtained through a query of ESSENCE-TN using the Chief Complaint Discharge Diagnosis (CCDD) Categories: CDC Opioid Overdose Version 2 and CDC Stimulant Overdose Version 3. The CCDD field is used to query diagnosis codes and chief complaint free text.

### **Suspected Drug Overdoses Requiring NFD-EMS Response**

- Suspected drug overdose data were provided by the Nashville Fire Department EMS Database on 7/10/2024.

# Quarterly Drug Overdose Surveillance Update | End of 2nd Quarter 2024

Overdose Response Program - Metro Public Health Department of Nashville/Davidson County

## Resources for the Public

### Where to Find Help

#### **Community Overdose Response Team**

For those seeking treatment for drug addiction, the Community Overdose Response Team (CORT) can help. CORT is a free and confidential resource to help find drug and alcohol treatment for individuals who are at risk of an overdose. The service is offered free of charge regardless of health insurance status. The team works with an individual to determine the appropriate level of care (e.g., detox, residential, or outpatient treatment, etc.).

To make a referral or learn more about this resource for our community, **call CORT at 615-687-1701**.

#### **Tennessee REDLINE**

The purpose of the Tennessee REDLINE is to provide accurate, up-to-date alcohol, drug, problem gambling, and other addiction information and referrals to all citizens of Tennessee at their request even if you do not have health insurance.

- **Phone: 1.800.889.9789** (toll free 24 hours/7 days)

- **Website:** <https://www.tn.gov/opioids/treatment/how-to-get-help.html>

### Additional Information

#### **Naloxone Training**

- **STARS Nashville, Call 615-393-6980 or visit** <https://starsnashville.org/rops/>.

- **Red Cross** <https://www.redcross.org/>

#### **Overdose Signs**

- Person is not responsive
- Fingertips or lips turn blue or grey
- Breathing is slow, shallow, or has stopped
- Person is gurgling or making snoring noises

#### **What can you do if you see an opioid overdose?**

- Call 911
- If you have naloxone, give the person naloxone and perform rescue breathing
- If no response after 2-3 minutes, give a second dose of naloxone
- Do not leave the person alone (help will arrive)
- If the person starts to breathe or becomes more alert, lay the person in the recovery position: put the person slightly on the left side so that their body is supported by a bent knee with their face turned to the side and bottom arm reaching out to stabilize the position

#### **SPIKE Auto Text Program**

Metro Public Health Department is collaborating with Partnership to End Addiction to implement the SPIKE Auto Text Program in Davidson County. The program will alert you when spikes in drug overdoses occur locally.

**Text SPIKE to 855-9-OD-KNOW (855-963-5669)** and follow the steps to get messages on your phone when overdose spikes occur. This service is FREE. You can learn more at <https://drugfree.org/spike/>.

# Quarterly Drug Overdose Surveillance Update | End of 2nd Quarter 2024

Overdose Response Program - Metro Public Health Department of Nashville/Davidson County

## Resources for the Public

### Metro Public Health Department of Nashville/Davidson County Resources

#### Behavioral Health Services:

##### Assessments and Referrals for Substance Use/Abuse and Brief Mental Health Screenings

Assessments and brief Mental Health Screenings are conducted at the Lentz Building – MPHD in suite 110-B, by appointment only Monday thru Friday. There is no fee for the assessment service. Call 615-340-2172 for more information and to make an appointment. Walk-ins will be seen as time permits and given an appointment. Community Agency Representatives may call during business hours (Monday thru Friday, 8:00 a.m. - 4:30 p.m.) to schedule an appointment for their potential client to be screened in the office. \*Please note that attorney referrals, or child custody case referrals are not accepted for assessments and brief screenings.\*

#### Resources:

- Overdose Response Program – Drug Overdose Information: <https://www.nashville.gov/departments/health/drug-overdose-information>

- Behavioral Health and Wellness Services Resource List:

<https://www.nashville.gov/departments/health/clinical-health-services/behavioral-health-services>

Various resources in English, Spanish, and Arabic.



**Metro Public Health Dept**  
Nashville/Davidson County  
Protecting, Improving, and Sustaining Health



**METRO NASHVILLE**  
ANIMAL CARE & CONTROL

# MACC Stats

06/01/2024 and 06/30/2024

		Species							Totals	
		Canine			Canine Totals	Feline				Feline Totals
		Adult	Up to 5 Months	Unknown Age		Adult	Up to 5 Months	Unknown Age		
Beginning Animal Count as of 06/01/2024		161	22	1	184	20	104	2	126	310
I N T A K E S	Stray/At Large	189	37	3	229	45	138	7	190	419
	Transferred in from Municipal Shelter	0	0	0	0	0	0	0	0	0
	Transferred in from Other Rescue Group	0	0	0	0	0	0	0	0	0
	Owner Requested Euthanasia	2	0	0	2	0	0	0	0	2
	Relinquished by Owner	21	8	0	29	7	5	0	12	41
	Other Intakes	15	11	0	26	5	4	0	9	35
	<b>Total Intakes</b>	<b>227</b>	<b>56</b>	<b>3</b>	<b>286</b>	<b>57</b>	<b>147</b>	<b>7</b>	<b>211</b>	<b>497</b>
O U T C O M E S	Adoptions	68	10	0	78	26	68	0	94	172
	Returned to Home	76	2	1	79	2	0	0	2	81
	Transferred to Rescue Group	31	29	0	60	9	31	3	43	103
	Other Live Outcomes	0	0	0	0	0	0	0	0	0
	Return to Field	0	0	0	0	0	0	0	0	0
	<b>Total Live Outcomes</b>	<b>175</b>	<b>41</b>	<b>1</b>	<b>217</b>	<b>37</b>	<b>99</b>	<b>3</b>	<b>139</b>	<b>356</b>
	Died in Care	2	1	0	3	2	7	0	9	12
	Lost in Care	2	0	0	2	0	0	0	0	2
	Euthanasia	44	0	2	46	13	10	5	28	74
	Owner Requested Euthanasia	2	0	0	2	0	0	0	0	2
<b>Total Other Outcomes</b>	<b>50</b>	<b>1</b>	<b>2</b>	<b>53</b>	<b>15</b>	<b>17</b>	<b>5</b>	<b>37</b>	<b>90</b>	
<b>Total Outcomes</b>	<b>225</b>	<b>42</b>	<b>3</b>	<b>270</b>	<b>52</b>	<b>116</b>	<b>8</b>	<b>176</b>	<b>446</b>	
Ending Animal Count as of 06/30/2024		175	24	1	200	30	130	1	161	361
Save Rate		78.67%	98.21%	33.33%	82.04%	73.68%	88.44%	28.57%	82.46%	82.22%