

BFC FINANCIAL PACKAGE

AS OF JUNE 30, 2024

Board of Fair Commissioners

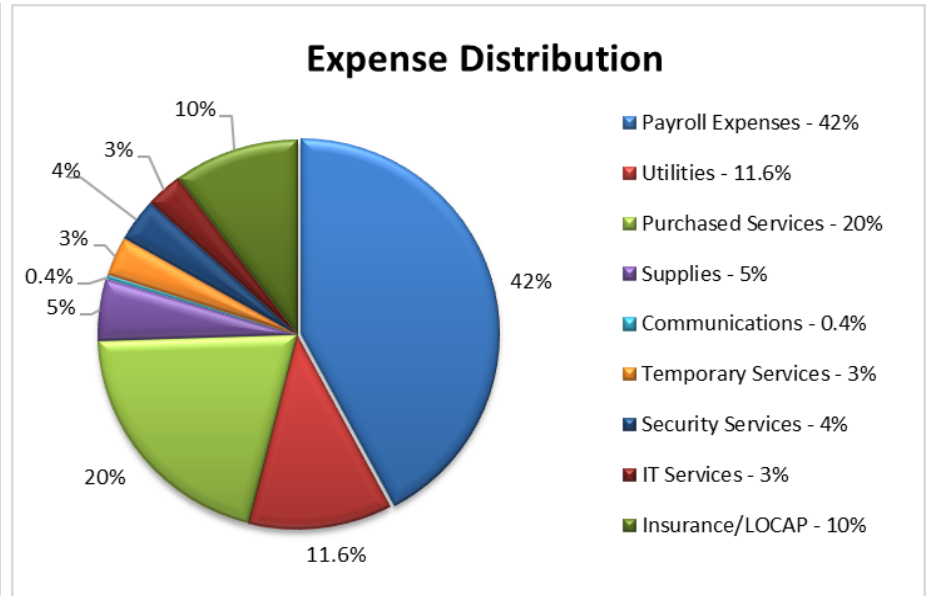
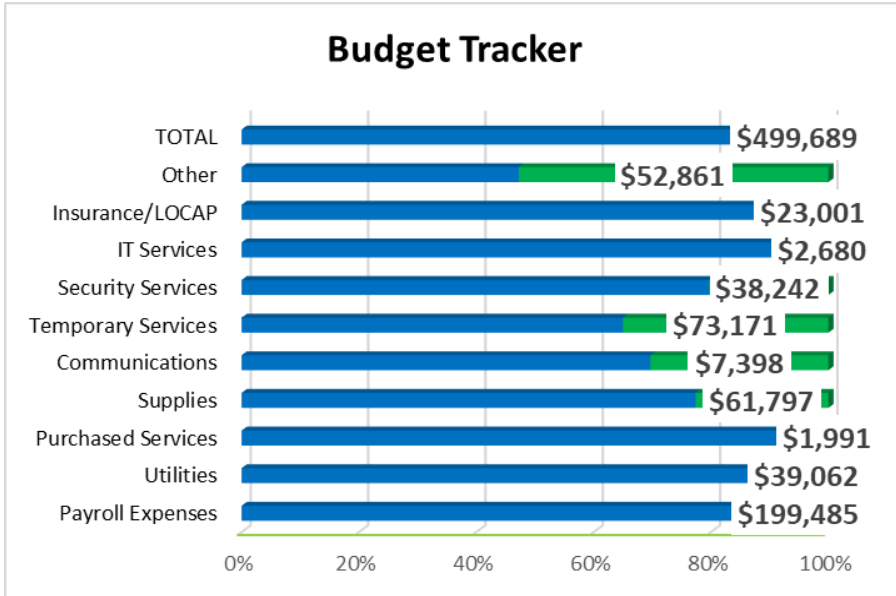
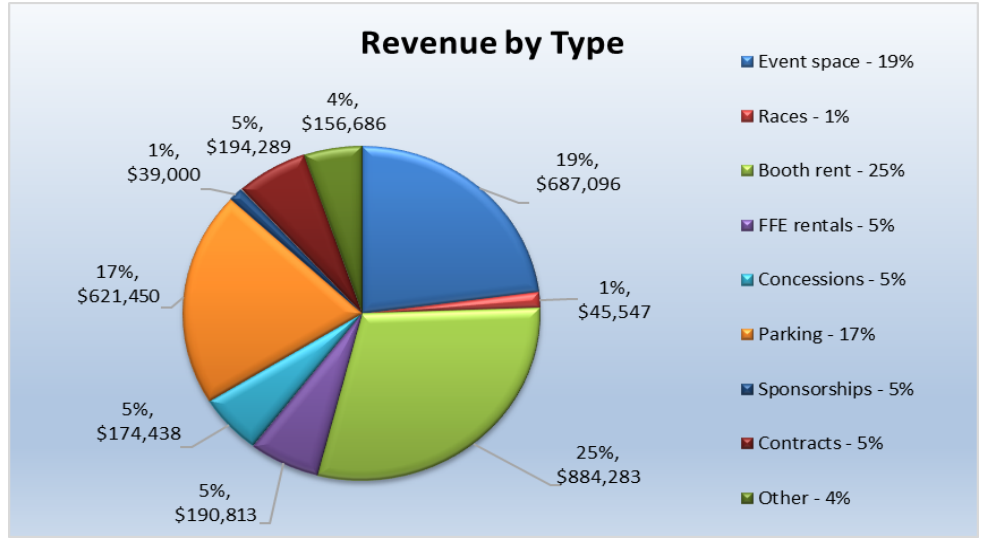
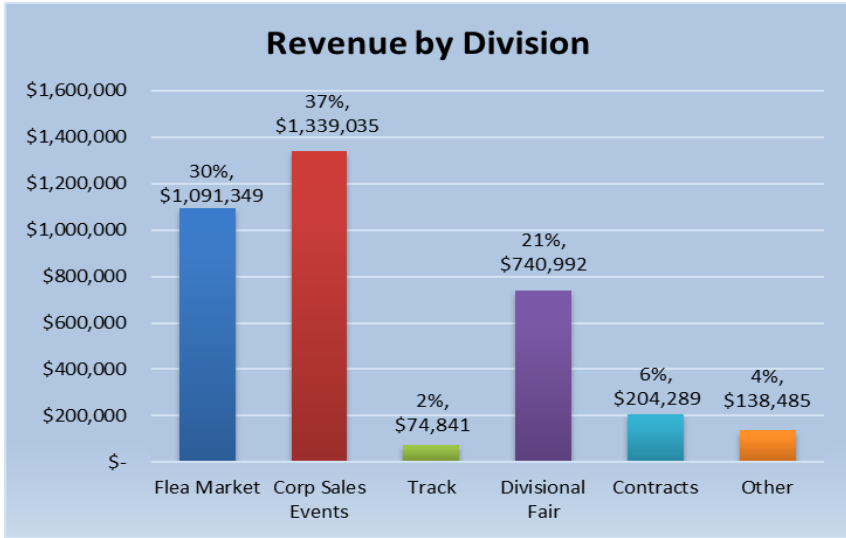
Financial Report as of JUNE 30, 2024
Nashville Expo Center at the Fairgrounds
Fiscal Year July 1, 2023 thru June 30, 2024

	Current YTD Prelim. Actuals	Prior YTD Actuals
Revenues thru June 2024	3,588,991	3,203,886
Gain (Loss) Fixed Assets	0	(528,332)
Other Financing Sources	1,396,300	2,363,200
Expenses thru June 2024	(4,213,511)	(3,992,766)
Gain (Loss) thru June 2024	771,780	1,045,988
Depreciation Expense	(1,068,660)	(1,348,836)
Gain (Loss) adjusted for Depreciation	(296,880)	(302,848)

REVENUES	Budget	Current YTD Prelim. Actuals
Flea Market	994,880	1,091,349
Corp Sales Events	1,426,620	1,339,035
Track	63,600	74,841
Divisional Fair	611,000	740,992
Contracts	220,800	204,289
Other (interest, ebid)	0	138,485
Other Financing Sources	1,396,300	1,396,300
Total	4,713,200	4,985,291

EXPENSES	Budget	Current YTD Prelim. Actuals
Payroll Expenses	1,957,300	1,757,815
Utilities	528,600	489,538
Purchased Services	857,900	855,909
Supplies	273,100	211,303
Communications	24,400	17,002
Temporary Services	209,000	135,829
Security Services	188,300	150,058
IT Services	127,300	124,620
Ins. Permits & LOCAP	447,100	424,099
Other (travel, awrd royalty)	100,200	47,339
Total	4,713,200	4,213,511

The Fairgrounds Nashville: revenue & expense dashboard through 6/30/2024 (not final)



Note: Graphs do not include other financing sources.