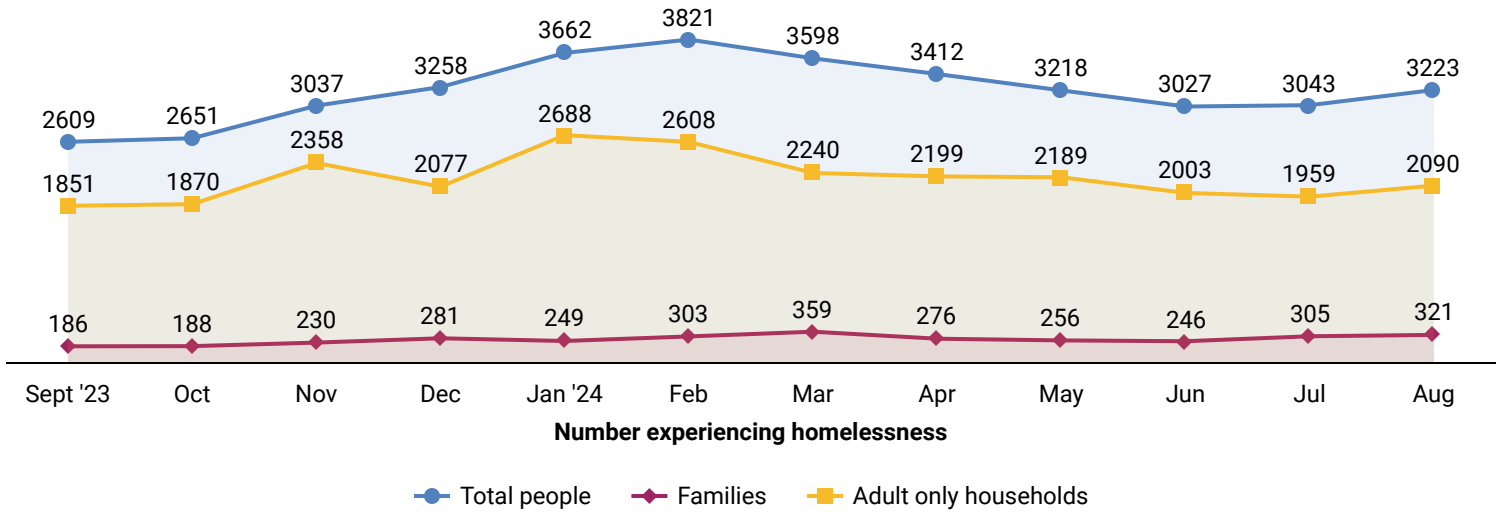


Nashville Community Homelessness & Housing Data, August 2024

Data Source: The Nashville-Davidson County Homeless Management Information System (HMIS). HMIS is a *shared community database* that collects data on households experiencing homelessness and programs intended to end homelessness. HMIS includes data from **49 participating service providers** in Nashville; including emergency shelters, transitional housing, street outreach, supportive services, and permanent housing programs. The Office of Homeless Services is the HMIS Lead Agency responsible for administering the HMIS and associated reporting.

The data below fluctuate month to month based on varying levels of community participation in HMIS and street outreach coverage. Any changes from month to month may or may not reflect true changes in homelessness.

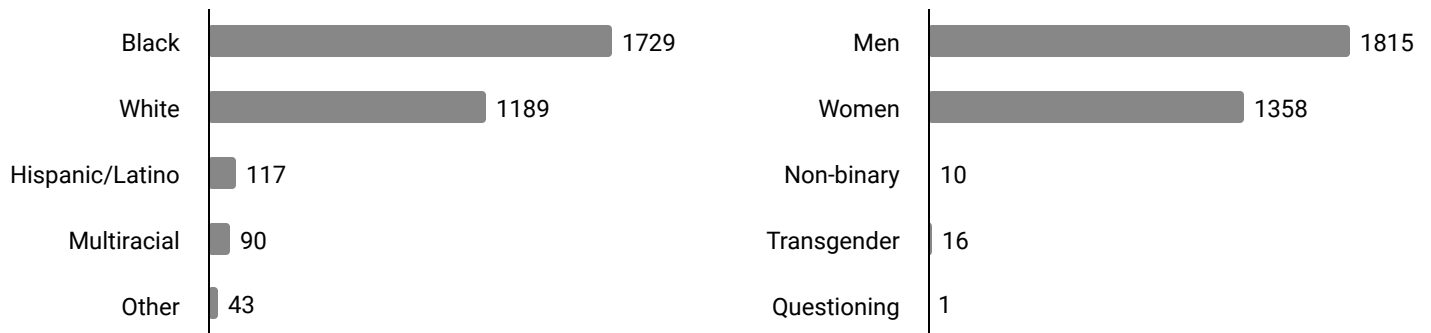
3,223 people experienced homelessness in Nashville in **August 2024**. These 3,223 people were in **2,411 households**; **321 families** and **2,090 adult only households**. Over the past 12 months, **9,366 unique people** have experienced homelessness in Nashville.



The numbers below reflect the month of **August**. The arrows represent increases or decreases since the month of **July**.

Of the people who experienced homelessness in Nashville in the month of **August**:

- ↓ **266 (8%)** are veterans
- ↑ **231 (7%)** are youth aged 18-24
- ↑ **1,489 (46%)** are experiencing chronic homelessness
- ↓ **539 (17%)** were entered into HMIS this month (284 new and 305 returning). *Being new to HMIS does not necessarily indicate experiencing homelessness for the first time.*



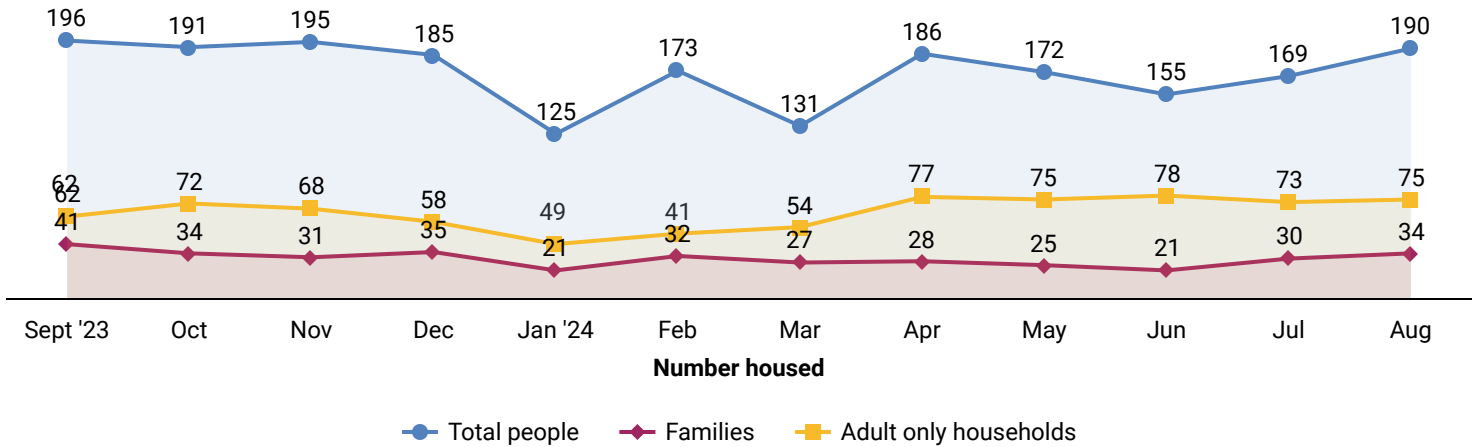
In **August**, **54%** of people experiencing homelessness were Black, **37%** were White, **4%** were Hispanic/Latino, **3%** were Multiracial, and **1%** were other.

In **August**, **56%** of people experiencing homelessness were men, **42%** were women, **<1%** were non-binary, **<1%** were transgender, and **<1%** were other.

Nashville Community Homelessness & Housing Data, August 2024

Housing Data

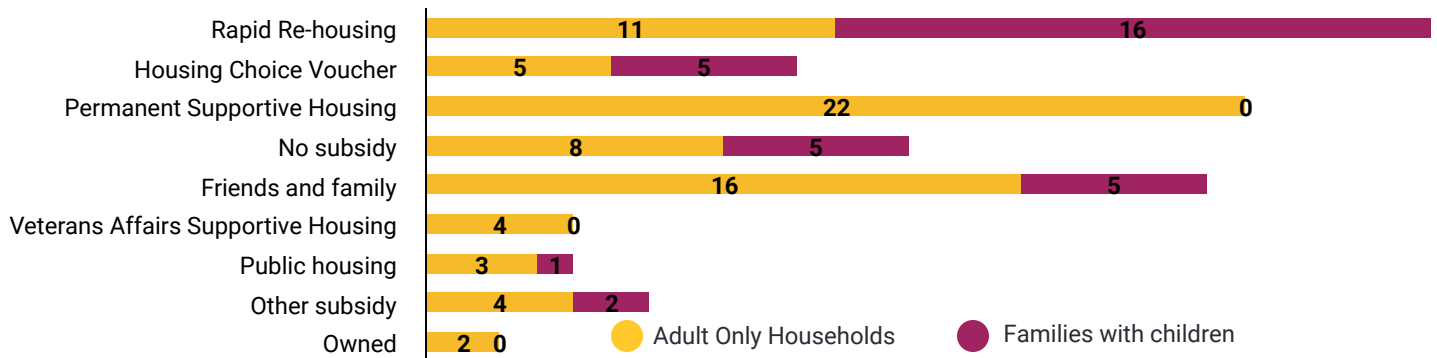
190 people experiencing homelessness were housed in Nashville in **August 2024**. These 190 people were in **109 households**; **34 families** and **75 adult only households**. Over the past 12 months, **2,068 people** have been housed in Nashville.



Of the people who moved into housing in Nashville in the month of **August**:

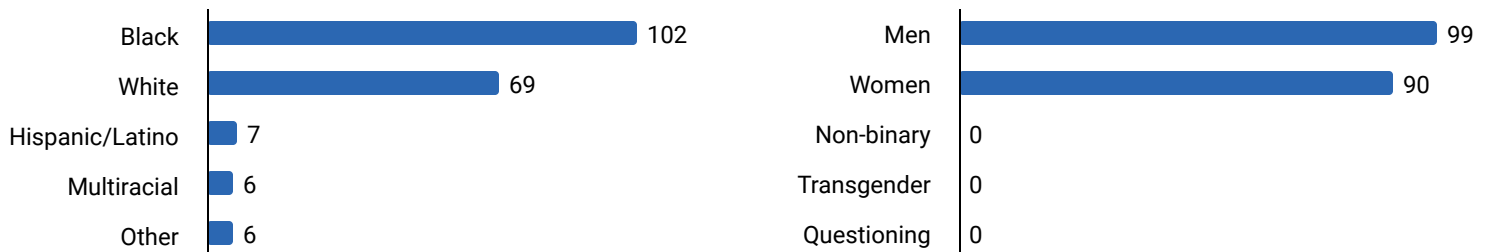
- 26 (14%)** are veterans
- 11 (6%)** are youth aged 18-24
- 78 (41%)** were experiencing chronic homelessness
- The average length of time from HMIS entry to permanent housing was **132 days**

Number of housing exits by destination (households)



27 households were housed with rapid re-housing in **August**, followed by **22 households** who were housed with Permanent Supportive Housing, and **21 households** housed with friends and family.

The top agencies who housed the most households in **August** were: **The Salvation Army** (19), **Operation Stand Down** (13), **Safe Haven Family Shelter** (10), **Community Care Fellowship** (9), and **Catholic Charities** (9).



Of the people who were permanently housed in **August**, **54%** were Black, **36%** were White, **4%** were Hispanic/Latino, **3%** were Multiracial, and **3%** were other.

Of the people who were permanently housed in **August**, **52%** were men, **47%** were women, **0%** were non-binary, **0%** were transgender, and **0%** were other.