

FY25 BUDGET METRO NASHVILLE DAVIDSON COUNTY



\$3.27 BILLION

Metropolitan Government's six budgetary (tax-supported) funds

Adopted FY25 Tax Rate

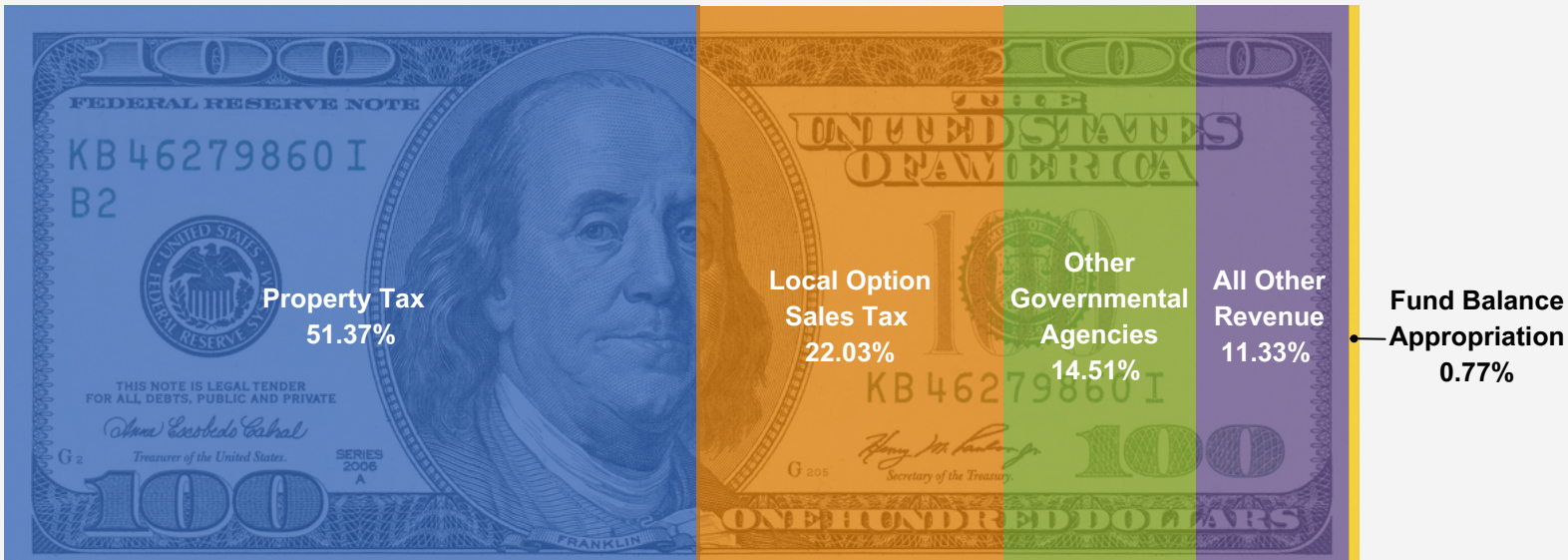
Combined Tax Rate

\$3.254

Per \$100 of Assessed Value
No change from previous year.

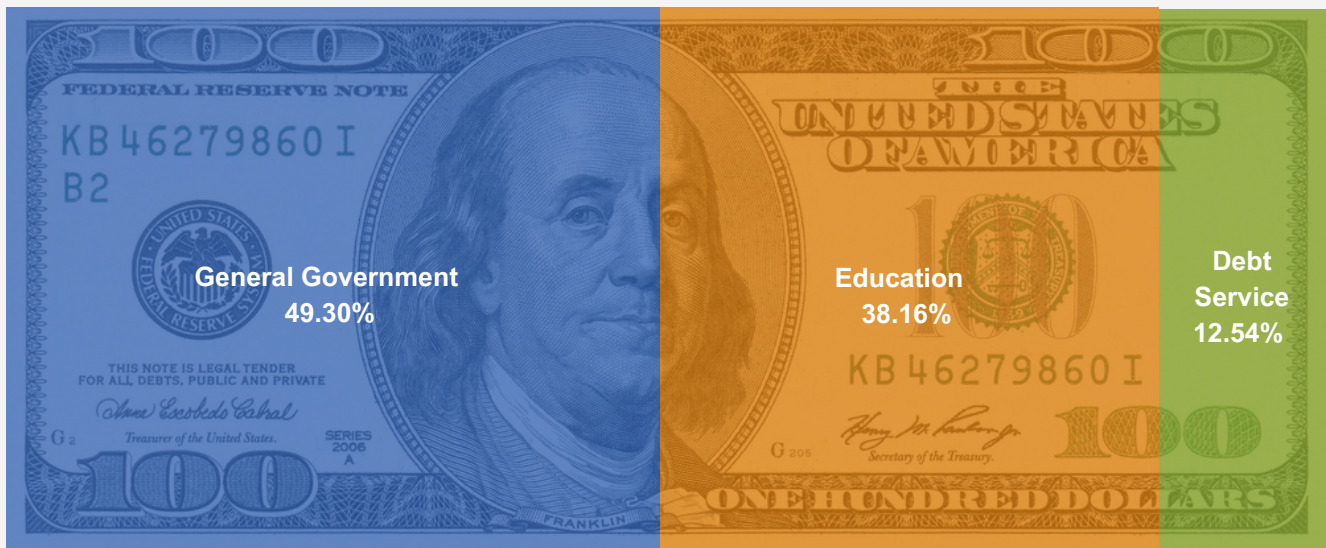
Where the Money Comes From

Revenues




Expenditures

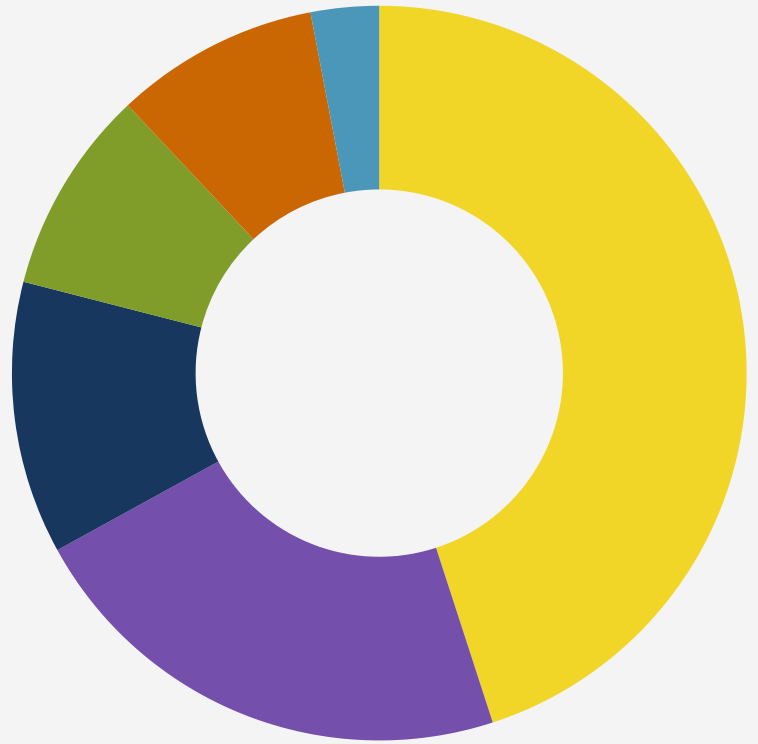
Where the Money Goes



FY 2025 OPERATING BUDGET

General Government Operating Funds

	Public Safety & Justice	\$723,010,900	45%
	General Government	\$356,659,700	22%
	Infrastructure & Transportation	\$194,197,200	12%
	Health & Social Services	\$151,284,100	9%
	Recreation & Culture	\$141,815,300	9%
	Regulation & Inspection	\$48,938,500	3%



BY THE NUMBERS

Population

712,334



per capita


\$4,600.91

EDUCATION

+ \$45,106,100

Steps for Eligible Employees

Contractual Increases



4% COLA

EMPLOYEES

+\$50.2 M



4% COLA

3% Merit Eligibility

Increments for Eligible Employees

\$20/hour Minimum

For Budget Related Documents and Resources, please visit
Office of Management and Budget's
Citizens Guide to the Metro Budget Website

nashville.gov/departments/finance/management-and-budget/citizens-guide-budget

