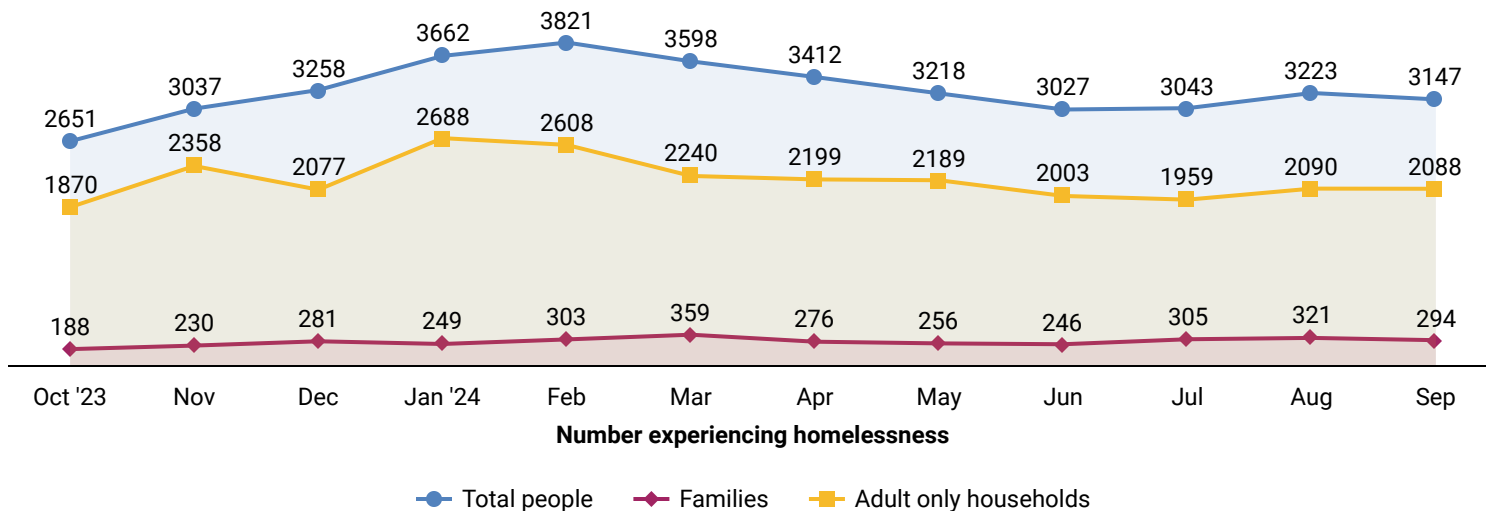


Nashville Community Homelessness & Housing Data, September 2024

Data Source: The Nashville-Davidson County Homeless Management Information System (HMIS). HMIS is a *shared community database* that collects data on households experiencing homelessness and programs intended to end homelessness. HMIS includes data from **49 participating service providers** in Nashville; including emergency shelters, transitional housing, street outreach, supportive services, and permanent housing programs. The Office of Homeless Services is the HMIS Lead Agency responsible for administering the HMIS and associated reporting.

The data below fluctuate month to month based on varying levels of community participation in HMIS and street outreach coverage. Any changes from month to month may or may not reflect true changes in homelessness.

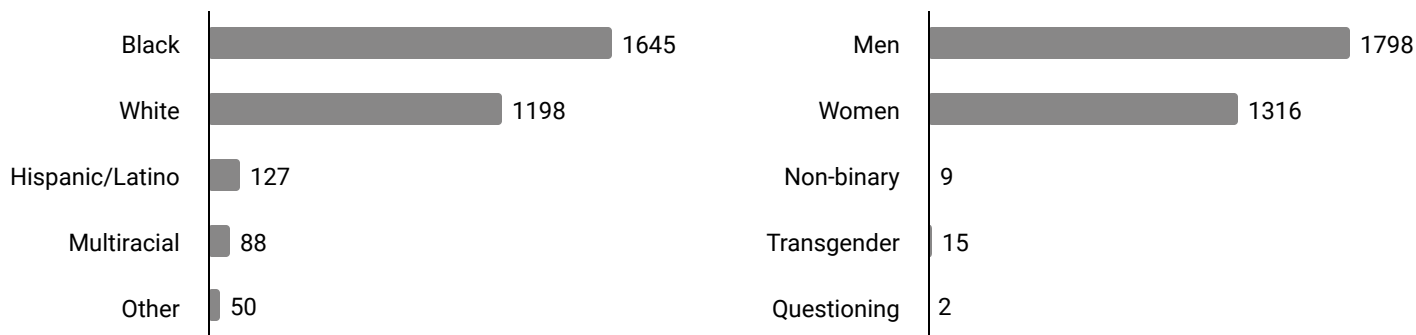
3,147 people experienced homelessness in Nashville in **September 2024**. These 3,147 people were in **2,382 households**; **294 families** and **2,088 adult only households**. Over the past 12 months, **9,836 unique people** have experienced homelessness in Nashville.



The numbers below reflect the month of **September**. The arrows represent increases or decreases since the month of **August**.

Of the people who experienced homelessness in Nashville in the month of **September**:

- ↓ **259 (8%)** are veterans
- ↑ **232 (7%)** are youth aged 18-24
- ↓ **1,431 (45%)** are experiencing chronic homelessness
- ↑ **544 (17%)** were entered into HMIS this month (264 new and 280 returning). *Being new to HMIS does not necessarily indicate experiencing homelessness for the first time.*



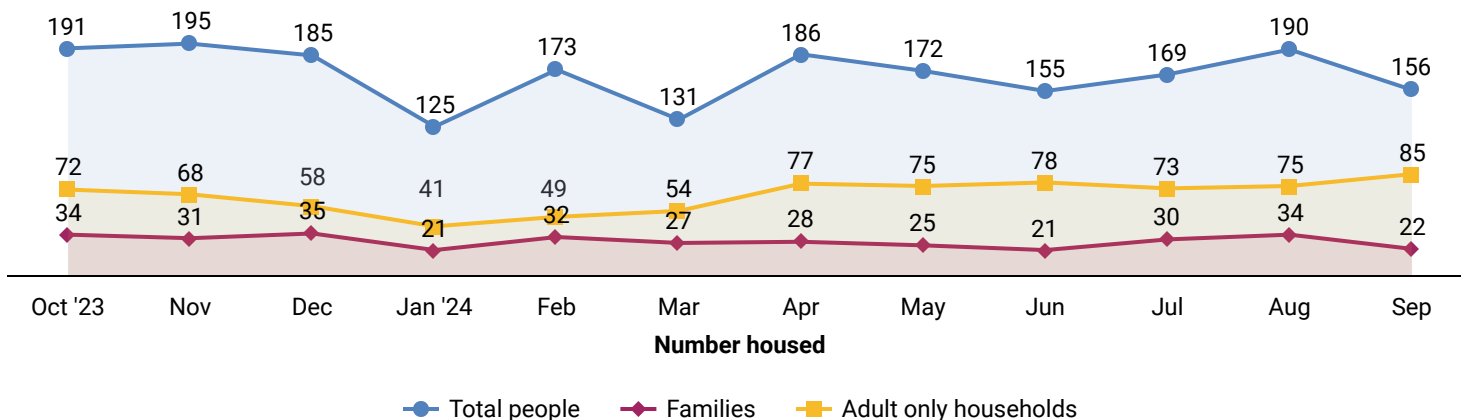
In **September**, **52%** of people experiencing homelessness were Black, **38%** were White, **4%** were Hispanic/Latino, **3%** were Multiracial, and **2%** were other.

In **September**, **57%** of people experiencing homelessness were men, **42%** were women, **<1%** were non-binary, **<1%** were transgender, and **<1%** were other.

Nashville Community Homelessness & Housing Data, September 2024

Housing Data

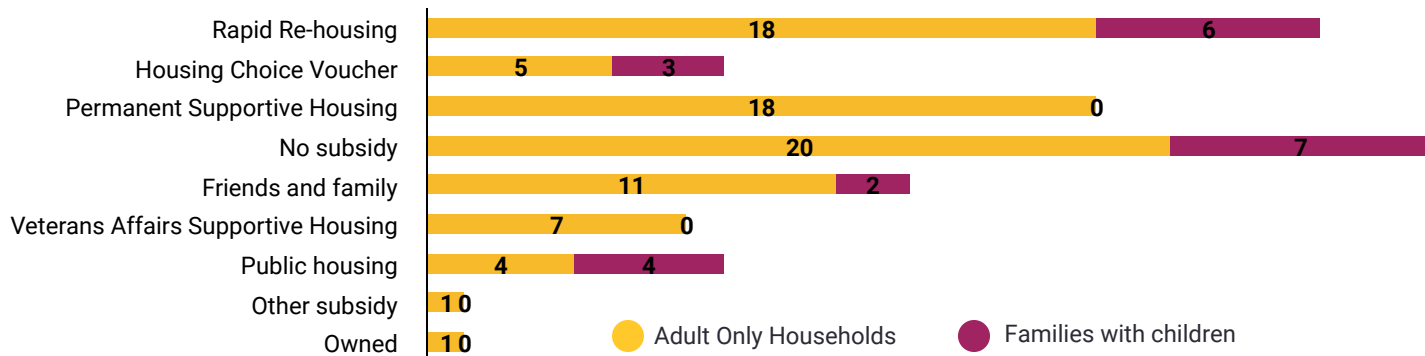
156 people experiencing homelessness were housed in Nashville in **September 2024**. These 156 people were in **107 households**; **22 families** and **85 adult only households**. Over the past 12 months, **2,028 people** have been housed in Nashville.



Of the people who moved into housing in Nashville in the month of **September**:

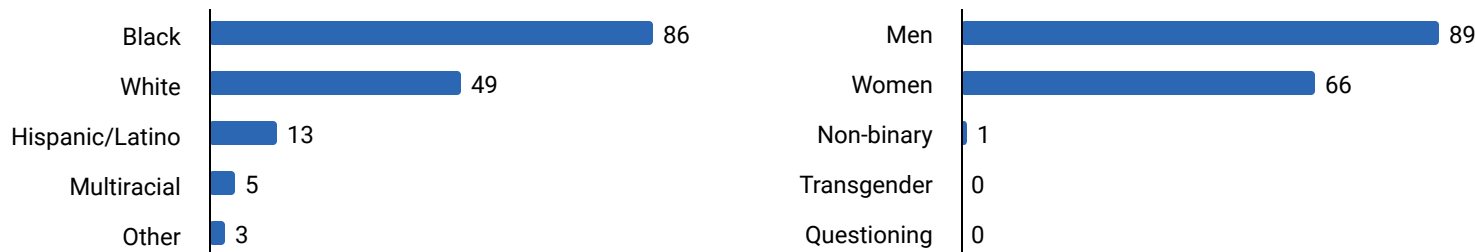
- 33 (21%)** are veterans
- 7 (4%)** are youth aged 18-24
- 67 (43%)** were experiencing chronic homelessness
- The average length of time from HMIS entry to permanent housing was **124 days**

Number of housing exits by destination (households)



27 households were housed with no subsidy in **September**, followed by **24 households** who were housed with rapid re-housing, and **18 households** housed with Permanent Supportive Housing.

The top agencies who housed the most households in **September** were: **Operation Stand Down** (24), **Oasis Center** (10), **The Salvation Army** (10), **Catholic Charities** (8), and **Room In The Inn** (7).



Of the people who were permanently housed in **September**, **55%** were Black, **31%** were White, **8%** were Hispanic/Latino, **3%** were Multiracial, and **2%** were other.

Of the people who were permanently housed in **September**, **57%** were men, **42%** were women, **1%** were non-binary, **0%** were transgender, and **0%** were other.