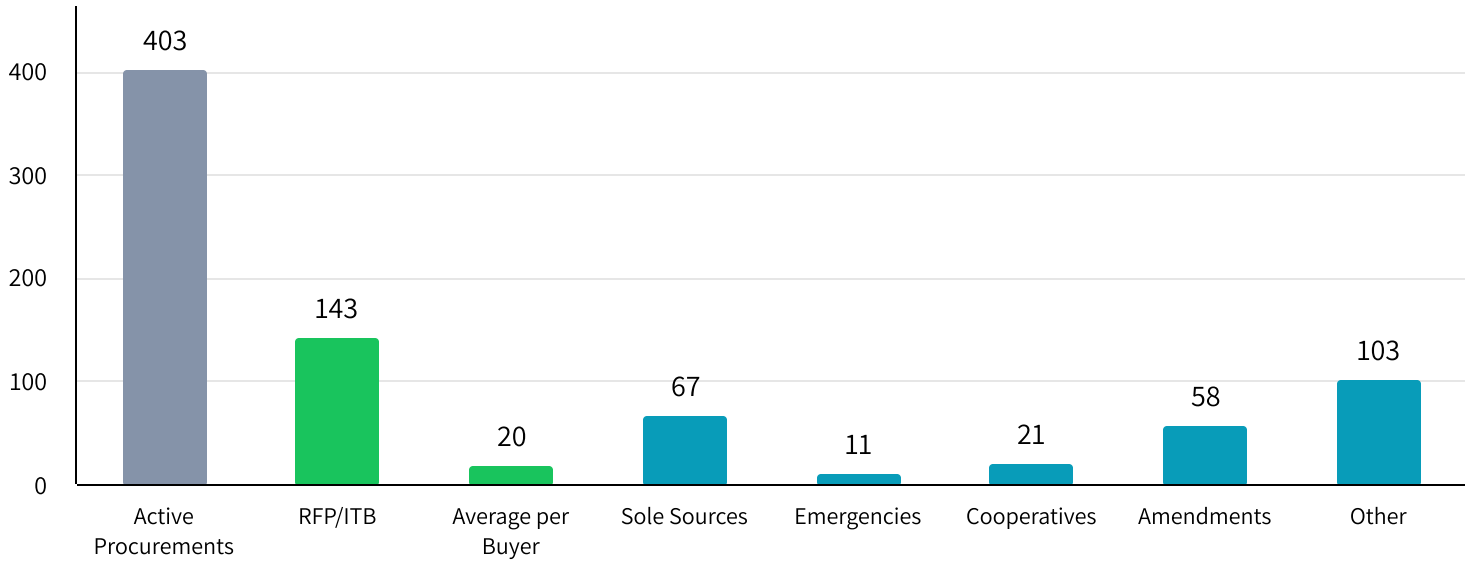


Purchasing Dashboard



By the Numbers - July 1, 2024 to September 30, 2024



Industry standard for a sustainable workload is < 13 active procurements per buyer. Metro buyers are currently operating **+7 above** that level.



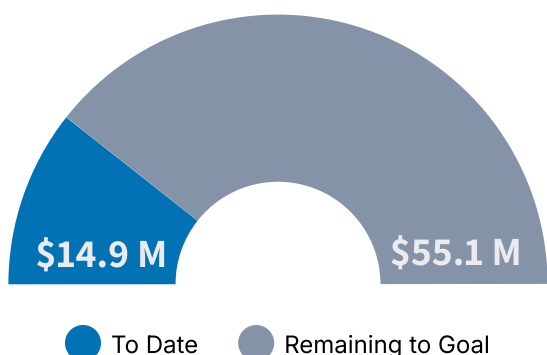
Cycle Time - July 1, 2024 to September 30, 2024

Procurement Type	Cycle Time (Average)	Goal (FY 2025)	Delta (+/-)
Invitation to Bid to Purchase Order	-	105 days or less	-
Invitation to Bid to Contract	380	137 days or less	+243
Request for Proposal	397	219 days or less	+178
Request for Proposal - Architect & Engineer	-	298 days or less	-
Sole Source to Contract	5	165 days or less	-160
Emergency to Contract	-	69 days or less	-



Time elapsed from requisition received to contract or purchase order execution. Department, purchasing, metro legal, budget office, & contractor all contribute to this time.

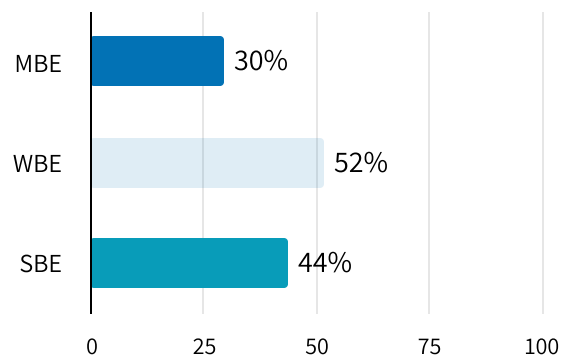
Cost Reduction & Avoidance July 1, 2024 to September 30, 2024



Savings negotiated by division of purchases



Contract Compliance July 1, 2024 to September 30, 2024



Contracts meeting or exceeding goals.

