



Treasurer's Quarterly Report to Metro. Council

07/01/24 - 09/30/24

Michell Bosch

Metropolitan Treasurer

Kevin Crumbo

Director of Finance

Contents

Current Debt Status

Debt Service

Debt Projections



Current Debt Status

General Obligation Debt

Water and Sewer Revenue Debt

Convention Center Authority Debt

Sports Authority Debt



General Obligation Debt

| | Principal | Interest | Total |
|--|-------------------------|-----------------------|-------------------------|
| GO Debt at 07/01/2024 | \$ 3,210,725,000 | \$ 898,040,332 | \$ 4,108,765,332 |
| GO Debt Payments | (188,475,000) | (61,212,279) | (249,687,279) |
| GO Debt at 09/30/2024 | <u>\$ 3,022,250,000</u> | <u>\$ 836,828,053</u> | <u>\$ 3,859,078,053</u> |
| State Loans for Schools at 07/01/2024 ⁽¹⁾ | \$ 9,972,940 | \$ 6,007,478 | \$ 15,980,418 |
| State Loan Debt Payments | (884,065) | (376,746) | \$ (1,260,811) |
| Interest Earned | (43) | (16,647) | \$ (16,690) |
| State Loans as of 09/30/2024 | <u>\$ 9,088,832</u> | <u>\$ 5,614,085</u> | <u>\$ 14,702,917</u> |
| Total GO Bonded Debt at 09/30/2024 | <u>\$ 3,031,338,832</u> | <u>\$ 842,442,138</u> | <u>\$ 3,873,780,970</u> |

(1) 2009 and 2010 Qualified School Construction Bonds

Source: Treasury Debt Schedules



GO Commercial Paper

| | Principal |
|---|-----------------------|
| GO Commercial Paper at 07/01/2024 | \$ 550,000,000 |
| CP Draw 08/01/2024 | \$ 50,000,000 |
| CP Draw 09/04/2024 | \$ 25,000,000 |
| CP Draw 09/24/2024 | \$ 25,000,000 |
| CP Draw 09/27/2024 | \$ 50,000,000 |
| | |
| Total GO Commercial Paper Outstanding at 09/30/2024 | <u>\$ 700,000,000</u> |
| | |
| Commercial Paper Interest Payments ⁽¹⁾ | <u>\$ 6,148,288</u> |

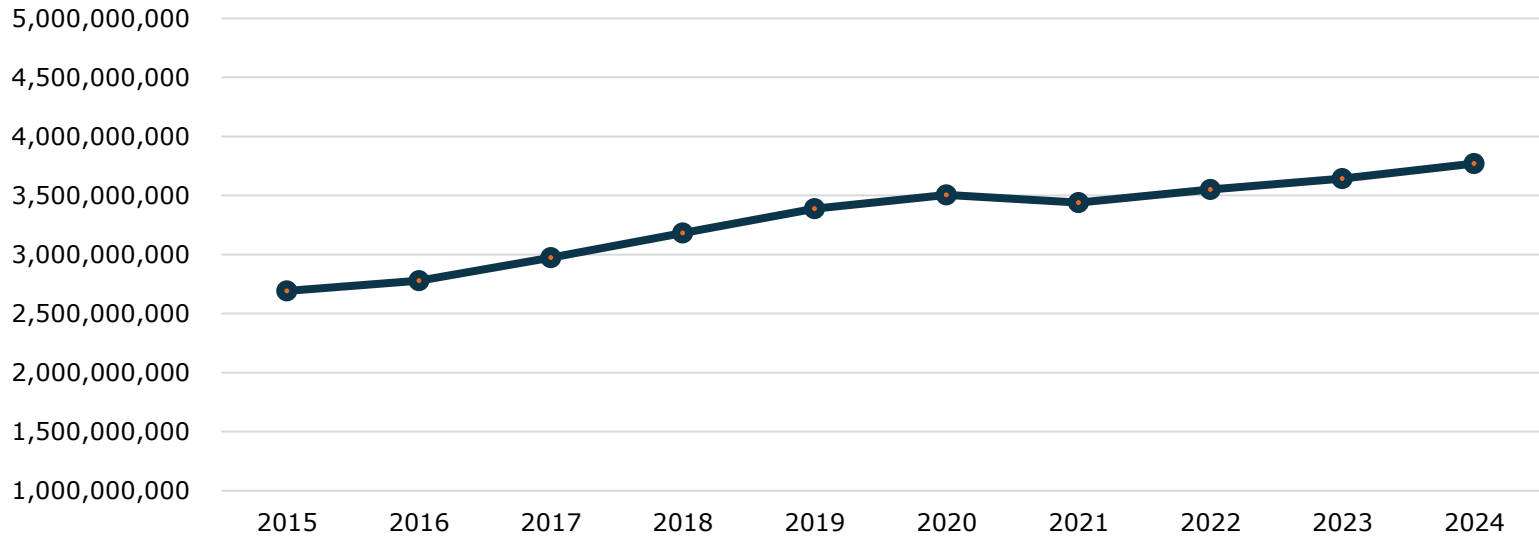
⁽¹⁾Commercial paper interest is variable rate

Source: Treasury Debt Schedules



10 Year History of General Obligation Principal Balance

GO Outstanding Bond and Commercial Paper Principal Balance



Source: Treasury Debt Schedules



Outstanding Water and Sewer Debt

| | Principal | Interest | Total |
|--|-------------------------|-----------------------|-------------------------|
| Water and Sewer Debt at 07/01/2024 | \$ 1,217,400,000 | \$ 668,544,934 | \$ 1,885,944,934 |
| Water and Sewer Debt Payments | (34,195,000) | (26,152,634) | (60,347,634) |
| Water and Sewer Debt at 09/30/2024 | <u>\$ 1,183,205,000</u> | <u>\$ 642,392,300</u> | <u>\$ 1,825,597,300</u> |
| State Revolving Fund at 07/01/2024 | \$ 30,150,861 | \$ 949,919 | \$ 31,100,780 |
| State Revolving Fund Debt Payments | \$ (151,014) | \$ (24,414) | \$ (175,428) |
| SRF Loan DWF 20-224 | \$ 212,826 | | |
| State Loans as of 09/30/2024 | <u>\$ 30,212,673</u> | <u>\$ 925,505</u> | <u>\$ 31,138,178</u> |
| *WIFIA Loan as of 09/30/2024 | <u>315,000,000</u> | <u>217,561,812</u> | <u>532,561,812</u> |
| Total Water and Sewer Debt at 09/30/2024 | <u>\$ 1,528,417,673</u> | <u>\$ 860,879,617</u> | <u>\$ 2,389,297,290</u> |

*Current amount outstanding is zero. First Debt Service Payment is 07/01/2025.

Source: Treasury Debt Schedules



Water and Sewer Commercial Paper

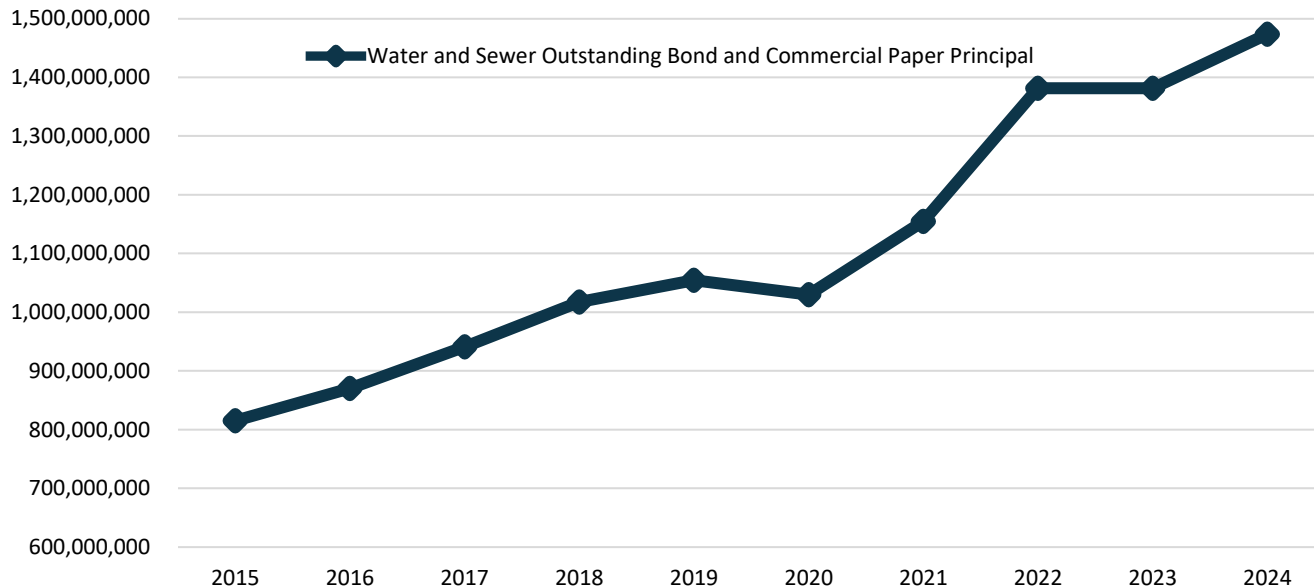
| | Principal |
|--|-----------------------|
| Water & Sewer Commercial Paper at 07/01/2024 | \$ 256,000,000 |
| CP Draw 08/13/2024 | 25,000,000 |
| Total W&S Commercial Paper Outstanding at 09/30/2024 | <u>\$ 281,000,000</u> |
| Commercial Paper Interest Payments ⁽¹⁾ | <u>\$ 1,637,721</u> |

(1) Commercial paper interest is variable rate

Source: Treasury Debt Schedules



10 Year History of Water and Sewer Principal Balance



Source: Treasury Debt Schedules



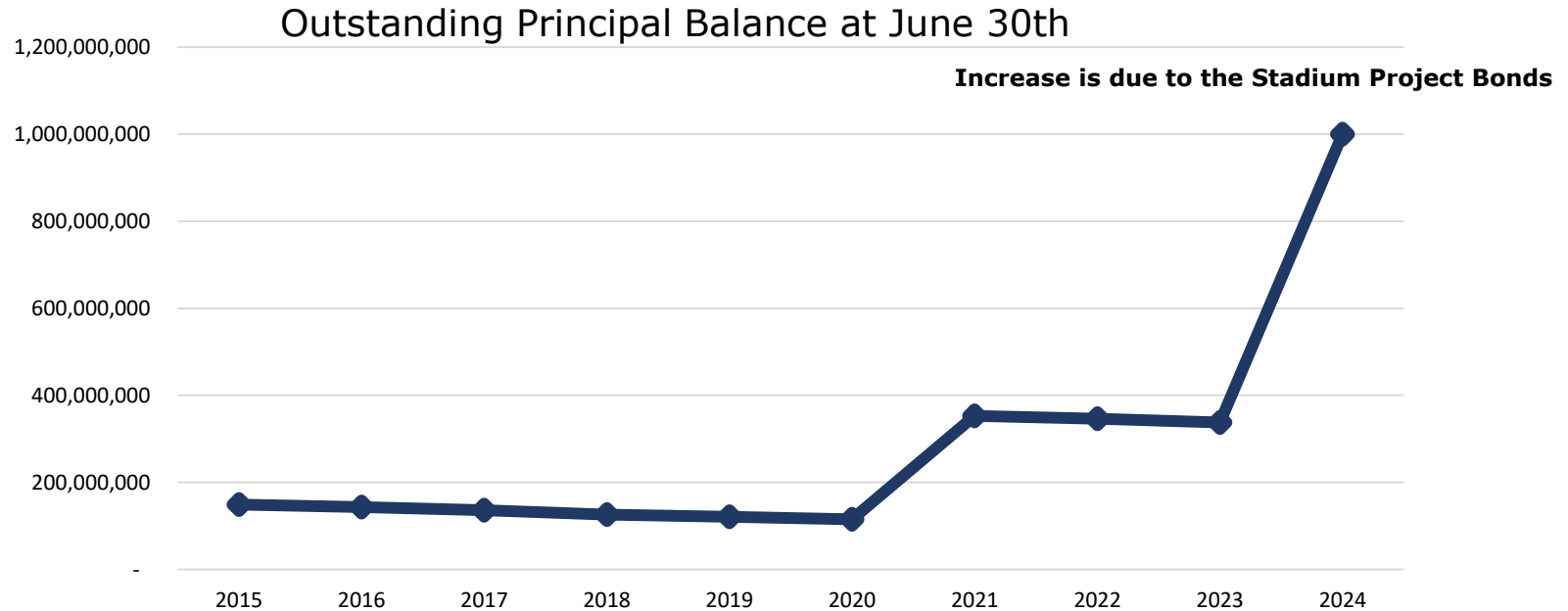
Outstanding Sports Authority Debt

| | Principal | Interest | Total |
|--|-----------------------|-----------------------|-------------------------|
| Sports Authority Debt at 07/01/2024 | \$ 999,835,000 | \$ 964,535,106 | \$ 1,964,370,106 |
| Sports Authority Debt Payments | (9,145,000) | (34,942,186) | (44,087,186) |
| Total Sports Authority Debt at 09/30/2024 | \$ 990,690,000 | \$ 929,592,920 | \$ 1,920,282,920 |

Source: Treasury Debt Schedules



10 Year History of Sports Authority Principal Balance



Source: Treasury Debt Schedules



Outstanding Convention Center Debt

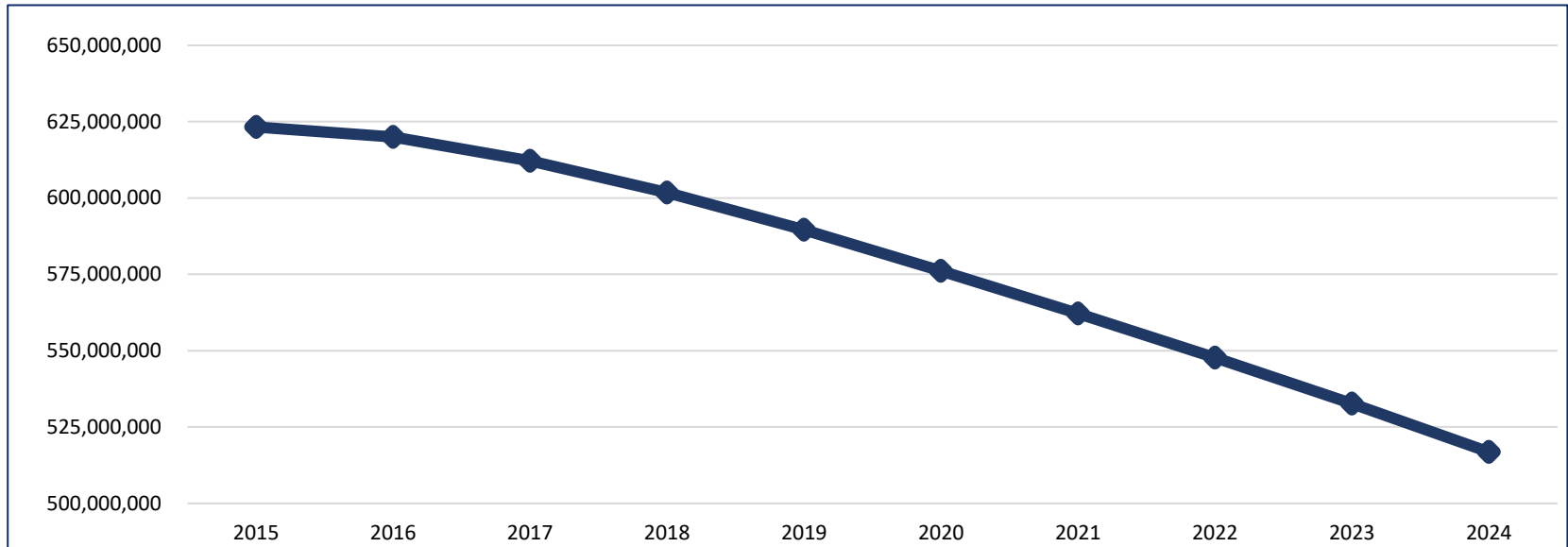
| | Principal | Interest | Total |
|--|-----------------------|-----------------------|-----------------------|
| Convention Center Debt at 07/01/2024 | \$ 516,830,000 | \$ 410,931,217 | \$ 927,761,217 |
| Convention Center Debt Payments | (16,660,000) | (17,708,466) | (34,368,466) |
| Total Convention Center Debt at 09/30/2024 | <u>\$ 500,170,000</u> | <u>\$ 393,222,751</u> | <u>\$ 893,392,751</u> |

Source: Treasury Debt Schedules



10 Year History of Convention Center Principal Balance

Outstanding Principal Balance at June 30th



Source: Treasury Debt Schedules



Debt Report

Debt Service

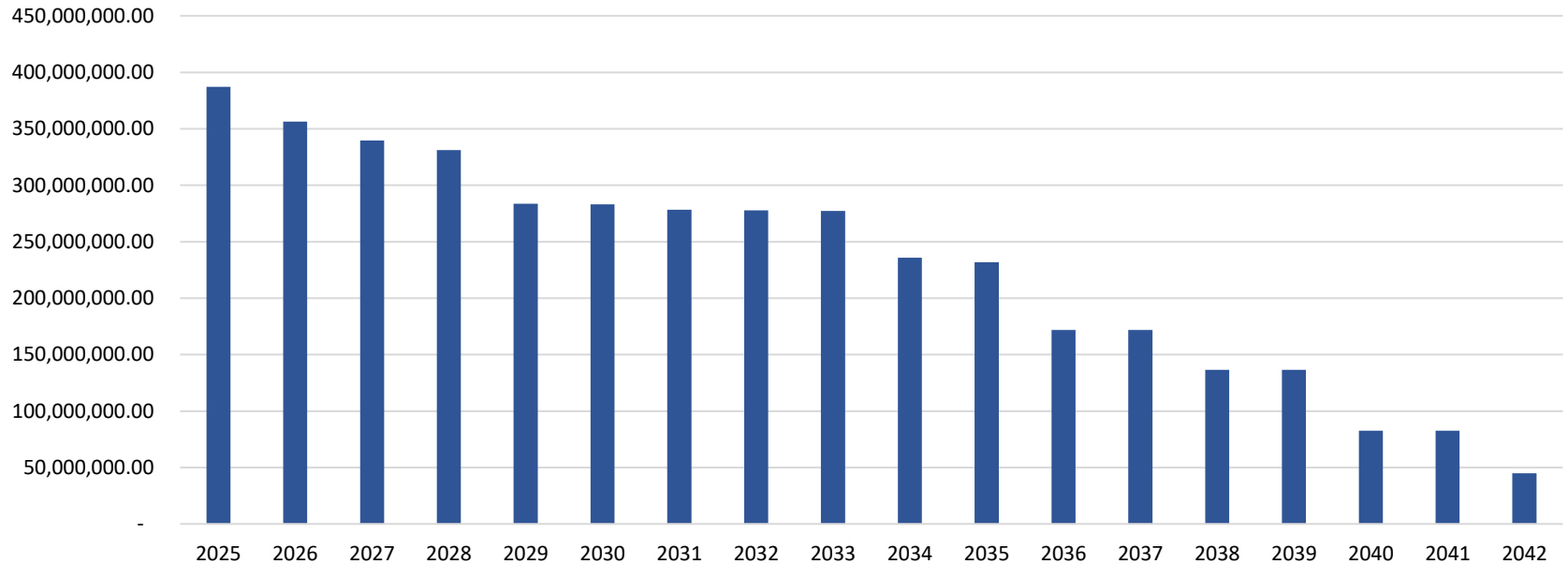


General Obligation Debt Ratios

| Fiscal Year | Debt Per Capita | % Debt Service to Total General Expenditures | Debt Service Coverage |
|---|-----------------|--|-----------------------|
| 2014 | 3,715 | 9.10% | 1.5 |
| 2015 | 3,494 | 9.50% | 1.9 |
| 2016 | 3,943 | 9.20% | 1.6 |
| 2017 | 4,410 | 9.40% | 1.4 |
| 2018 | 4,119 | 10.00% | 1.3 |
| 2019 | 4,960 | 10.50% | 1.5 |
| 2020 | 4,546 | 12.00% | 1.9 |
| 2021 | 5,188 | 11.10% | 2.5 |
| 2022 | 4,812 | 10.80% | 2.3 |
| 2023 | 5,350 | 11.20% | 2.6 |
| | | | |
| 10 Year Average | 4,454 | 10.28% | 1.8 |
| | | | |
| Source: 2023 Annual Comprehensive Financial Report | | | |



Annual General Obligation Debt Service



Source: Treasury Debt Schedules



Annual General Obligation Debt Service by Bond Issue

| Fiscal Year | 2010B BAB Series | 2012 QECB Series | 2012A DES Refunding Series | 2012B Refunding Series | 2013 Refunding Series | 2015A Refunding Series | 2015B Refunding Series | 2015C Series |
|--------------|--------------------|------------------|----------------------------|------------------------|-----------------------|------------------------|------------------------|--------------------|
| 2025 | 14,381,925 | 216,835 | 3,435,775 | 29,832,095 | 30,652,625 | 13,313,125 | 940,745 | 21,549,300 |
| 2026 | 14,381,925 | 216,835 | 3,430,775 | - | - | 10,601,625 | 7,678,384 | 21,551,200 |
| 2027 | 28,210,730 | 216,835 | 4,265,600 | - | - | 3,951,375 | 7,665,390 | 21,551,875 |
| 2028 | 38,813,052 | 6,548,417 | 3,427,400 | - | - | - | 7,650,303 | 21,551,250 |
| 2029 | 38,291,838 | - | 3,416,700 | - | - | - | 4,149,007 | 21,550,625 |
| 2030 | 37,748,127 | - | 3,416,900 | - | - | - | 4,141,083 | - |
| 2031 | 37,184,777 | - | 3,412,700 | - | - | - | - | - |
| 2032 | 36,599,506 | - | 3,409,000 | - | - | - | - | - |
| 2033 | 35,994,889 | - | 3,399,625 | - | - | - | - | - |
| 2034 | 35,363,500 | - | 3,397,875 | - | - | - | - | - |
| 2035 | 34,707,914 | - | - | - | - | - | - | - |
| 2036 | | | | | | | | |
| 2037 | | | | | | | | |
| 2038 | | | | | | | | |
| 2039 | | | | | | | | |
| 2040 | | | | | | | | |
| 2041 | | | | | | | | |
| 2042 | | | | | | | | |
| Total | 351,678,183 | 7,198,922 | 35,012,350 | 29,832,095 | 30,652,625 | 27,866,125 | 32,224,912 | 107,754,250 |

Source: Treasury Debt Schedules



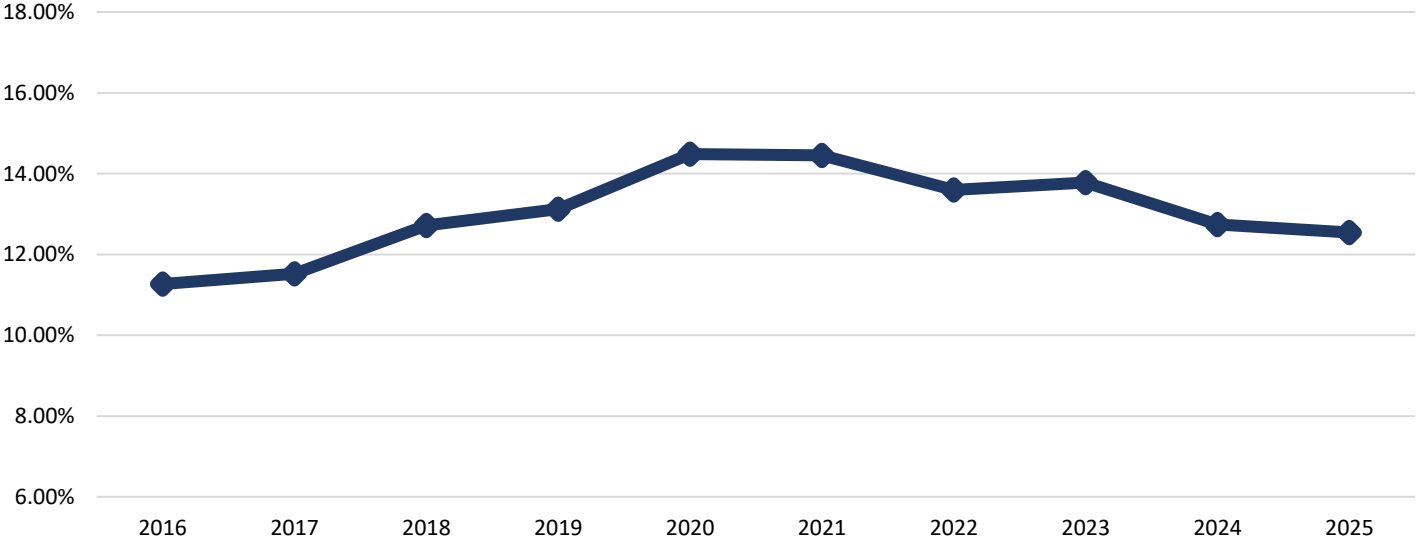
Annual General Obligation Debt Service by Bond Issue (Continued)

| Fiscal Year | 2016 | 2021A | | | 2021B | | 2021C Series | 2022A Series | 2022B Series | Total All Bonds |
|--------------|--------------------|--------------------|--------------------|-------------------|--------------------|--------------------|--------------------|--------------------|----------------------|-----------------|
| | Refunding Series | 2017 Series | 2018 Series | Refunding Series | Refunding Series | | | | | |
| 2025 | 45,055,250 | 35,285,988 | 53,816,600 | 16,852,750 | 39,016,209 | 37,831,975 | 24,163,450 | 20,698,700 | 387,043,347 | |
| 2026 | 42,320,250 | 35,287,613 | 53,817,725 | 9,356,625 | 75,128,108 | 37,831,225 | 24,163,650 | 20,697,700 | 356,463,640 | |
| 2027 | 39,998,250 | 35,288,744 | 53,815,350 | 3,013,500 | 58,960,885 | 37,832,225 | 24,165,650 | 20,695,700 | 339,632,109 | |
| 2028 | 38,310,250 | 35,287,300 | 53,815,725 | | 43,146,846 | 37,832,225 | 24,165,650 | 20,697,100 | 331,245,518 | |
| 2029 | 38,308,750 | 35,287,200 | 53,819,000 | | 6,067,186 | 37,828,475 | 24,164,050 | 20,696,100 | 283,578,931 | |
| 2030 | 38,306,000 | 35,286,900 | 53,815,775 | | 27,620,590 | 37,828,225 | 24,166,850 | 20,697,100 | 283,027,549 | |
| 2031 | 38,309,250 | 35,289,700 | 53,817,900 | | 27,621,318 | 37,828,225 | 24,163,350 | 20,694,300 | 278,321,520 | |
| 2032 | 16,200,000 | 35,288,900 | 53,816,525 | | 49,732,739 | 37,830,825 | 24,165,100 | 20,697,100 | 277,739,695 | |
| 2033 | 15,600,000 | 35,287,800 | 53,816,900 | | 50,333,863 | 37,832,625 | 24,164,100 | 20,694,500 | 277,124,302 | |
| 2034 | - | 35,289,500 | 53,815,500 | | 25,336,606 | 37,830,775 | 24,163,350 | 20,695,900 | 235,893,006 | |
| 2035 | - | 35,287,100 | 53,817,400 | | 25,339,277 | 37,831,175 | 24,162,600 | 20,695,300 | 231,840,766 | |
| 2036 | | 35,288,600 | 53,817,300 | | | 37,832,925 | 24,166,400 | 20,696,900 | 171,802,125 | |
| 2037 | | 35,286,900 | 53,817,300 | | | 37,832,125 | 24,166,800 | 20,695,400 | 171,798,525 | |
| 2038 | | | 53,819,300 | | | 37,831,000 | 24,162,800 | 20,695,400 | 136,508,500 | |
| 2039 | | | 53,815,200 | | | 37,832,000 | 24,163,400 | 20,695,000 | 136,505,600 | |
| 2040 | | | | | | 37,829,000 | 24,162,200 | 20,697,400 | 82,688,600 | |
| 2041 | | | | | | 37,831,800 | 24,163,000 | 20,696,400 | 82,691,200 | |
| 2042 | | | | | | | 24,164,400 | 20,696,000 | 44,860,400 | |
| Total | 312,408,000 | 458,742,244 | 807,253,500 | 29,222,875 | 428,303,626 | 643,126,825 | 434,956,800 | 372,532,000 | 4,108,765,333 | |

Source: Treasury Debt Schedules



Total General Obligation Debt Service as a Percentage of Operating Budget



Source: Treasury Debt Schedules



Debt Report

Debt Projections



GO Authorized/Un-Bonded Debt

Approved Capital Spending Plans Authorizing the Issuance of General Obligation Bonds

| | |
|---|-------------------------|
| Prior Approved Capital Spending | \$ 5,700,774,977 |
| Total Prior Bonds Issued | (3,539,900,000) |
| Total Authorized/Un-Bonded Debt at 09/30/2024 | <u>\$ 2,160,874,977</u> |

These amounts include all authorized & de-authorized capital spending plans and bonds issued since 2009

Source: Treasury Debt Schedules



Water & Sewer Authorized/Un-Bonded Debt

Approved Capital Spending Plans Authorizing the Issuance of Water and Sewer Bonds

| | |
|---|--------------------|
| Prior Approved Capital Spending | \$ 2,315,000,000 |
| Total Prior Bonds Issued | (1,554,655,000) |
| Total Authorized/Un-Bonded Debt at 09/30/2024 | <u>760,345,000</u> |

These amounts include all authorized & de-authorized capital spending plans and bonds issued since 2009

Source: Treasury Debt Schedules



Commercial Paper

Commercial paper is used as a form of bond anticipation notes

Notes are issued as needed not to exceed authorized limits

Funds can only be spent on projects previously approved in capital spending plans

Provides lower cost interim financing until long-term bonds are issued

Only a financing method – not additional spending authority



Commercial Paper (Continued)

Interest rates on commercial paper notes ranged from 3.22% to 3.94% for new issues and rolls during the quarter

As of September 30, 2024 outstanding GO CP is \$700 million

As of September 30, 2024 outstanding W&S CP is \$281 million

GO Bond Issue in October of 2024 to take out \$650 million of commercial paper and fund \$200 million future capital expenditures

Projecting GO Bond Issue in Fall of 2026 to take out \$650 million of commercial paper

Projecting GO Bond Issue in Spring of 2028 to take out \$650 million of commercial paper

*Projection of bond issues based on historical commercial paper spending and does not contemplate CSP



Future Debt Service to Fund Existing Authorizations

| Period | Existing | | Projected GO Bonds | Projected GO Bonds | Aggregate |
|-----------|-------------------------|-------------------------|-------------------------|-------------------------|-------------------------|
| Ending | Debt Service (1) | Series 2024 (2) | Series 2026 (3) | Series 2028 (3) | Debt Service |
| 6/30/2025 | 387,043,347 | 6,169,023 | - | - | \$ 393,212,370 |
| 6/30/2026 | 356,463,640 | 60,592,350 | - | - | \$ 417,055,990 |
| 6/30/2027 | 339,632,109 | 60,593,100 | 13,382,550 | - | \$ 413,607,759 |
| 6/30/2028 | 331,245,518 | 60,593,350 | 34,911,000 | - | \$ 426,749,868 |
| 6/30/2029 | 283,578,931 | 60,595,100 | 52,146,000 | 30,605,777 | \$ 426,925,808 |
| 6/30/2030 | 283,027,549 | 60,595,100 | 52,146,900 | 37,733,150 | \$ 433,502,699 |
| 6/30/2031 | 278,321,520 | 60,595,100 | 52,145,700 | 54,078,150 | \$ 445,140,470 |
| 6/30/2032 | 277,739,695 | 60,596,600 | 52,143,800 | 54,075,725 | \$ 444,555,820 |
| 6/30/2033 | 277,124,302 | 60,595,850 | 52,147,300 | 54,079,400 | \$ 443,946,852 |
| 6/30/2034 | 235,893,006 | 60,594,100 | 52,146,700 | 54,079,300 | \$ 402,713,106 |
| 6/30/2035 | 231,840,766 | 60,592,350 | 52,147,800 | 54,075,875 | \$ 398,656,791 |
| 6/30/2036 | 171,802,125 | 60,596,350 | 52,145,800 | 54,079,250 | \$ 338,623,525 |
| 6/30/2037 | 171,798,525 | 60,596,350 | 52,145,900 | 54,078,575 | \$ 338,619,350 |
| 6/30/2038 | 136,508,500 | 60,591,550 | 52,147,700 | 54,078,325 | \$ 303,326,075 |
| 6/30/2039 | 136,505,600 | 60,595,750 | 52,145,500 | 54,077,325 | \$ 303,324,175 |
| 6/30/2040 | 82,688,600 | 60,595,950 | 52,143,600 | 54,079,075 | \$ 249,507,225 |
| 6/30/2041 | 82,691,200 | 60,594,200 | 52,145,700 | 54,076,425 | \$ 249,507,525 |
| 6/30/2042 | 44,860,400 | 60,591,200 | 52,144,900 | 54,077,225 | \$ 211,673,725 |
| 6/30/2043 | - | 60,596,200 | 52,144,300 | 54,078,350 | \$ 166,818,850 |
| 6/30/2044 | - | 60,591,400 | 52,146,400 | 54,076,350 | \$ 166,814,150 |
| 6/30/2045 | - | 60,595,600 | 52,143,100 | 54,077,450 | \$ 166,816,150 |
| 6/30/2046 | - | - | 52,146,300 | 54,076,900 | \$ 106,223,200 |
| 6/30/2047 | - | - | 52,146,700 | 54,079,625 | \$ 106,226,325 |
| 6/30/2048 | - | - | - | 54,079,575 | \$ 54,079,575 |
| 6/30/2049 | - | - | - | 54,075,375 | \$ 54,075,375 |
| | <u>\$ 4,108,765,332</u> | <u>\$ 1,218,056,573</u> | <u>\$ 1,039,063,650</u> | <u>\$ 1,095,817,202</u> | <u>\$ 7,461,702,757</u> |

(1) Reflects full FY 2025 debt service.

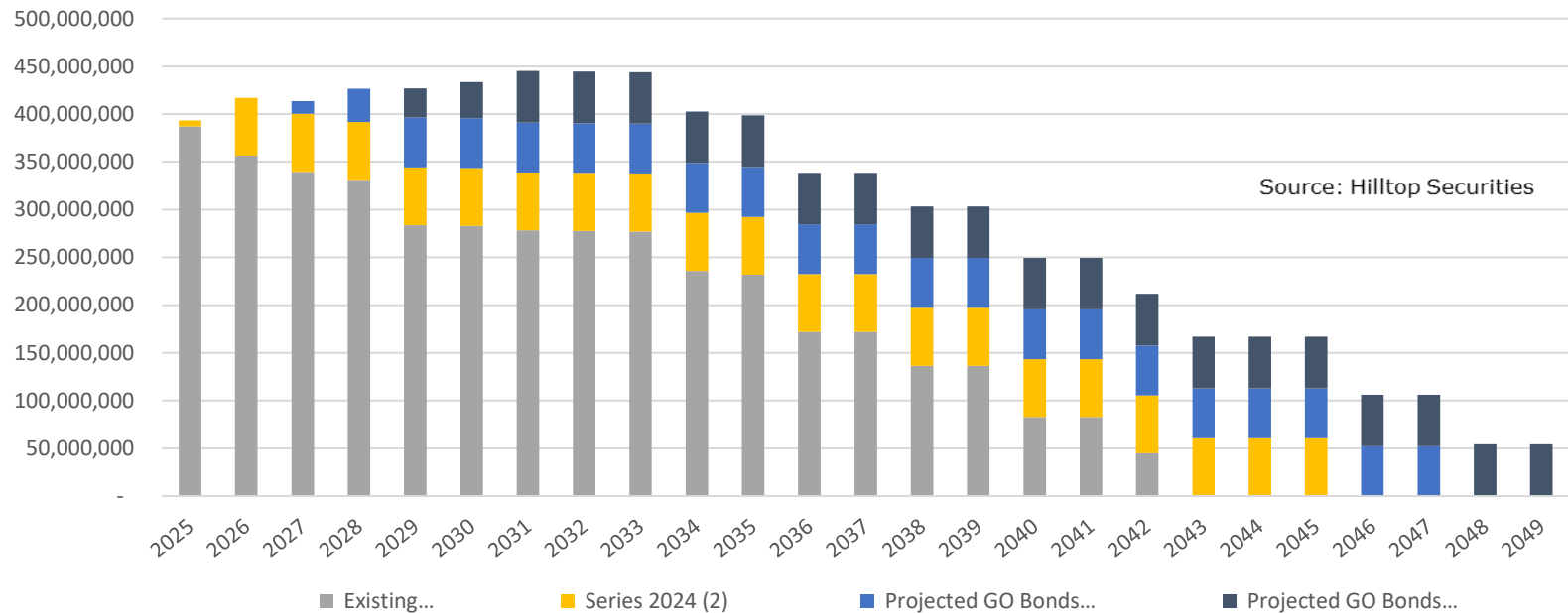
(2) Debt service reflects actual results of the General Obligation Improvements Bonds, Series 2024ABC sold October 17, 2024 and scheduled for closing October 30, 2024.

(3) Assumes the series 2026 Bonds are sold at current market rates plus 100bps, and that the Series 2028 Bonds are sold at current market rates plus 150bps.

Source: Hilltop Securities



Future Debt Service to Fund Existing Authorizations (Cont.)



(1) Reflects full FY 2025 debt service.

(2) Debt service reflects actual results of the General Obligation Improvements Bonds, Series 2024ABC sold October 17, 2024 and scheduled for closing October 30, 2024.

(3) Assumes the series 2026 Bonds are sold at current market rates plus 100bps, and that the Series 2028 Bonds are sold at current market rates plus 150bps.



Metropolitan Government of Nashville and Davidson County
Quarterly Financial Updates
Inception through September 2024
General Obligation Capital Projects

| Department Description | Business Unit Description | Fund Number | Business Unit / Job # | Project Approval Date | Fund Description | Budget | Period Actual Amount | YTD Actual | Inception to Date Actual | Encumbrnc Amount | Remaining Balance |
|------------------------|--|-------------|-----------------------|-----------------------|--------------------------------|------------|----------------------|------------|--------------------------|------------------|-------------------|
| Administrative | ADM GSD Contingency CF to FY10 | 40009 | 01401010 | 6/10/2009 | GSD FY10 Capital Projects Fund | 169,187 | 0 | 0 | 169,187 | 0 | 0 |
| Administrative | ADM GSD Cap Recall Contingency | 40009 | 01401210 | 6/10/2009 | GSD FY10 Capital Projects Fund | 0 | 0 | 0 | 0 | 0 | 0 |
| Administrative | x-ADM ADA Compliance Projects | 40009 | 01403010 | 6/10/2009 | GSD FY10 Capital Projects Fund | 1,090,331 | 0 | 0 | 1,090,331 | 0 | 0 |
| Administrative | x-ADM CJC Renovation | 40009 | 01405010 | 6/10/2009 | GSD FY10 Capital Projects Fund | 2,086,643 | 0 | 0 | 1,586,643 | 0 | 500,000 |
| Administrative | x-ADM Energy RetroFit Projects | 40009 | 01406010 | 6/10/2009 | GSD FY10 Capital Projects Fund | 1,920,144 | 0 | 0 | 1,920,144 | 0 | 0 |
| Administrative | x-ADM AABirch Closeout | 40009 | 01407010 | 6/10/2009 | GSD FY10 Capital Projects Fund | 1,358,477 | 0 | 0 | 1,358,477 | 0 | 0 |
| Administrative | x-ADM City Hall Closeout | 40009 | 01408010 | 6/10/2009 | GSD FY10 Capital Projects Fund | 9,510 | 0 | 0 | 9,510 | 0 | 0 |
| Administrative | ADM Major Maint Facilities | 40009 | 01409010 | 6/10/2009 | GSD FY10 Capital Projects Fund | 701,381 | 0 | 0 | 701,381 | 0 | 0 |
| Administrative | x-ADM Fulton CF to FY10 | 40009 | 01410010 | 6/10/2009 | GSD FY10 Capital Projects Fund | 25,553,119 | 0 | 0 | 25,553,119 | 0 | 0 |
| Administrative | ADM Metro Southeast | 40009 | 01411010 | 6/10/2009 | GSD FY10 Capital Projects Fund | 768,643 | 0 | 0 | 768,643 | 0 | 0 |
| Administrative | x-ADM Temp Train E911 | 40009 | 01413010 | 6/10/2009 | GSD FY10 Capital Projects Fund | 548,642 | 0 | 0 | 548,642 | 0 | 0 |
| Administrative | x-ADM Courthouse Closeout | 40009 | 01414010 | 6/10/2009 | GSD FY10 Capital Projects Fund | 248,637 | 0 | 0 | 248,637 | 0 | 0 |
| Administrative | x-ADM Relocation Costs | 40009 | 01415010 | 6/10/2009 | GSD FY10 Capital Projects Fund | 1,560 | 0 | 0 | 1,560 | 0 | 0 |
| Administrative | x-ADM Roofing Projects | 40009 | 01416010 | 6/10/2009 | GSD FY10 Capital Projects Fund | 2,289,775 | 0 | 0 | 2,289,775 | 0 | 0 |
| Administrative | x-ADM Fulton Addi Infrac FY10 | 40009 | 01418010 | 6/10/2009 | GSD FY10 Capital Projects Fund | 1,050,000 | 0 | 0 | 1,050,000 | 0 | 0 |
| Administrative | ADM GSD Contingency CF to FY11 | 40011 | 01401011 | 9/27/2010 | GSD FY11 Capital Projects Fund | 0 | 0 | 0 | 0 | 0 | 0 |
| Administrative | ADM GSD Cap Recall Contingency | 40011 | 01401211 | 9/27/2010 | GSD FY11 Capital Projects Fund | 0 | 0 | 0 | 0 | 0 | 0 |
| Administrative | x-ADM Peterbilt Projects | 40011 | 01410011 | 9/27/2010 | GSD FY11 Capital Projects Fund | 16,000,000 | 0 | 0 | 16,000,000 | 0 | 0 |
| Administrative | x-ADM Hickory Hollow Projects | 40011 | 01411011 | 9/27/2010 | GSD FY11 Capital Projects Fund | 17,997,991 | 0 | 0 | 17,997,991 | 0 | 0 |
| Administrative | ADM Admin projects Recall | 40011 | 01412011 | 9/27/2010 | GSD FY11 Capital Projects Fund | 121,120 | 0 | 0 | 121,120 | 0 | 0 |
| Administrative | ADM GSD FY13 Cap Contingency | 40013 | 01401013 | 6/19/2012 | GSD FY13 Capital Projects Fund | 0 | 0 | 0 | 0 | 0 | 0 |
| Administrative | x-ADM Deferred Maint EvalRecall | 40013 | 01401313 | 6/19/2012 | GSD FY13 Capital Projects Fund | 77,000 | 0 | 0 | 77,000 | 0 | 0 |
| Administrative | x-ADM EconDev CapitolViewRecall | 40013 | 01401413 | 6/19/2012 | GSD FY13 Capital Projects Fund | 724,416 | 0 | 0 | 724,417 | 0 | (1) |
| Administrative | ADM GSD FY14 Cap Contingency | 40014 | 01401014 | 6/12/2013 | GSD FY14 Capital Projects | 0 | 0 | 0 | 0 | 0 | 0 |
| Administrative | ADM GSD Cap Recall Contingency | 40014 | 01401214 | 6/12/2013 | GSD FY14 Capital Projects | (251) | 0 | 0 | (251) | 0 | 0 |
| Administrative | ADM GSD FY15 Cap Contingency | 40015 | 01401015 | 6/18/2014 | GSD FY15 Capital Projects | 0 | 0 | 0 | 0 | 0 | 0 |
| Administrative | ADM GSD FY16 Cap Contingency | 40016 | 01401016 | 6/10/2015 | GSD FY16 Capital Projects | 4,481,524 | 0 | 0 | 0 | 0 | 4,481,524 |
| Administrative | ADM GSD Cap Recall Contingency | 40016 | 01401216 | 6/10/2015 | GSD FY16 Capital Projects | 0 | 0 | 0 | 0 | 0 | 0 |
| Administrative | x-ADM Nash State Comm Donelson | 40016 | 01405016 | 6/10/2015 | GSD FY16 Capital Projects | 1,000,000 | 0 | 0 | 1,000,000 | 0 | 0 |
| Administrative | ADM Nash State Comm Madison | 40016 | 01406016 | 6/10/2015 | GSD FY16 Capital Projects | 1,000,000 | 0 | 0 | 1,000,000 | 0 | 0 |
| Administrative | ADM GSD FY17 Cap Contingency | 40017 | 01401017 | 6/22/2016 | GSD FY17 Capital Projects | 0 | 0 | 0 | 0 | 0 | 0 |
| Administrative | ADM GSD FY17 Cap Contingency | 40018 | 01401017 | 6/14/2017 | GSD FY18 Capital Projects | 0 | 0 | 0 | 0 | 0 | 0 |
| Administrative | ADM GSD FY18 Cap Contingency | 40018 | 01401018 | 6/14/2017 | GSD FY18 Capital Projects | 0 | 0 | 0 | 0 | 0 | 0 |
| Administrative | ADM GSD Cap Recall Contingency | 40018 | 01401211 | 3/3/2021 | GSD FY18 Capital Projects | 0 | 0 | 0 | 0 | 0 | 0 |
| Administrative | ADM Affordable Housing | 40018 | 01403018 | 6/10/2009 | GSD FY18 Capital Projects | 25,292,000 | 17,387 | 41,844 | 25,243,947 | 45,799 | 2,254 |
| Administrative | ADM GSD FY21 Cap Contingency | 40021 | 01401021 | 3/3/2021 | GSD FY21 Cap Projs RS2021-757 | 6,353,900 | 0 | 0 | 0 | 0 | 6,353,900 |
| Administrative | ADM GSD FY22 Capt Proj Contingency | 40022 | 01401022 | 12/8/2021 | GSD FY22 Cap Projs RS2021-120 | 7,894,500 | 0 | 0 | 0 | 0 | 7,894,500 |
| Administrative | ADM GSD FY23 Capt Proj Contingency | 40023 | 01400023 | 2/21/2023 | GSD FY23 Cap Projs RS2023-197 | 18,000,000 | 0 | 0 | 0 | 0 | 18,000,000 |
| Administrative | ADM Participatory Budget / N Nashville | 40023 | 01401023 | 2/21/2023 | GSD FY23 Cap Projs RS2023-197 | 2,000,000 | 0 | 0 | 0 | 0 | 2,000,000 |

Metropolitan Government of Nashville and Davidson County
Quarterly Financial Updates
Inception through September 2024
General Obligation Capital Projects

| Department Description | Business Unit Description | Fund Number | Business Unit / Job # | Project Approval Date | Fund Description | Budget | Period Actual Amount | YTD Actual | Inception to Date Actual | Encumbrnc Amount | Remaining Balance |
|------------------------|---|-------------|-----------------------|-----------------------|--------------------------------|--------------------|----------------------|------------------|--------------------------|------------------|-------------------|
| Administrative | ADM GSD FY24 Capt Proj Contingency | 40024 | 01401024 | 2/21/2024 | GSD FY24 Cap Projs RS2024-194 | 17,000,000 | 0 | 0 | 0 | 0 | 17,000,000 |
| Administrative | ADM EconDev CapitolView-Recall | 40109 | 01406310 | 2/12/2013 | GSD FY10 Self-funding Cap Proj | 1,346,982 | 0 | 0 | 786,340 | 0 | 560,642 |
| Administrative | x-ADM Cap Proj Nash State Comm | 40111 | 01405011 | 2/12/2013 | X-GSD Cap Proj Nash St CommCc | 1,000,000 | 0 | 0 | 1,000,000 | 0 | 0 |
| Administrative | ADM GSD FY13B CapContingency | 40113 | 01401113 | 2/12/2013 | GSD FY13B Capital Projects | 0 | 0 | 0 | 0 | 0 | 0 |
| Administrative | ADM EconDev CapitolView-Recall | 40113 | 01402313 | 11/22/2017 | GSD FY13B Capital Projects | 1,145,160 | 0 | 0 | 1,145,160 | 0 | 0 |
| Administrative | ADM GSD Bridge Planning | 40113 | 01421113 | 10/22/2018 | GSD FY13B Capital Projects | 200,000 | 0 | 0 | 185,175 | 0 | 14,825 |
| Administrative | ADM GSD FY18B Cap Contingency | 40118 | 01401118 | 6/10/2009 | GSD FY18B Capital Projects | 163,125 | 0 | 0 | 0 | 0 | 163,125 |
| Administrative | ADM GSD FY19B Cap Contingency | 40119 | 01401119 | 6/10/2009 | GSD FY19B Capital Projects | 0 | 0 | 0 | 0 | 0 | 0 |
| Administrative | ADM GSD FY22B Cap Contingency | 40122 | 01401122 | 3/25/2022 | GSD FY22B Capital Projects | 2,000,000 | 0 | 0 | 0 | 0 | 2,000,000 |
| Administrative | x-ADM Deferred Maint EvalRecall | 40209 | 01407310 | 3/18/2020 | GSD FY10 Non-BAB Capital Projs | 63,081 | 0 | 0 | 63,081 | 0 | 0 |
| Administrative | x-ADM Relocation Costs | 40209 | 01415510 | 6/10/2009 | GSD FY10 Non-BAB Capital Projs | 91,524 | 0 | 0 | 91,524 | 0 | 0 |
| Administrative | ADM GSD FY20B Cap Proj Contingency | 40220 | 01431220 | 6/10/2009 | GSD FY20B Cap Projs RS2020-21 | 3,591,600 | 0 | 0 | 0 | 0 | 3,591,600 |
| Administrative | ADM GSD S/F Cap Recall Conting | 40401 | 01440201 | 9/27/2010 | GSD GSR FY10 SF 800 MHzUpgrd | 152,131 | 0 | 0 | 0 | 0 | 152,131 |
| Administrative | ADM USD Contingency CF to FY11 | 48011 | 01402011 | 2/12/2013 | USD FY11 Capital Projects Fund | 6,879 | 0 | 0 | 6,879 | 0 | 0 |
| | ADMINISTRATIVE TOTALS | | | | | 165,498,732 | 17,387 | 41,844 | 102,738,433 | 45,799 | 62,714,500 |
| | | | | | | | | | | | |
| Election Comm | x-ELE Votor Reg Systems | 40009 | 05401010 | 6/10/2009 | GSD FY10 Capital Projects Fund | 42,375 | 0 | 0 | 42,375 | 0 | 0 |
| Election Comm | ELE Voting Machine Replacement | 40119 | 05400119 | 6/10/2009 | GSD FY19B Capital Projects | 3,000,000 | 0 | 111,490 | 2,002,670 | 0 | 997,330 |
| | ELECTION COMMISSION TOTALS | | | | | 3,042,375 | 0 | 111,490 | 2,045,045 | 0 | 997,330 |
| | | | | | | | | | | | |
| Planning Comm | PLA Neighbrhd Planning & Infrstr Studie | 40021 | 07401021 | 3/3/2021 | GSD FY21 Cap Projs RS2021-757 | 900,000 | 0 | 0 | 311,233 | 1,267 | 587,500 |
| Planning Comm | PLA EastBk Planning-OpenSpace&Infr S | 40021 | 07402021 | 3/3/2021 | GSD FY21 Cap Projs RS2021-757 | 538,000 | 0 | 0 | 538,000 | 0 | 0 |
| Planning Comm | PLA Nghbrhood Plan'g & Infrstrctr Stud | 40022 | 07401022 | 12/8/2021 | GSD FY22 Cap Projs RS2021-120 | 2,000,000 | 0 | 0 | 1,131,646 | 187,474 | 680,880 |
| Planning Comm | PLA 1st Ave, 2nd Ave & Riverfront Park | 40022 | 07402022 | 12/8/2021 | GSD FY22 Cap Projs RS2021-120 | 20,000,000 | 1,448,693 | 1,448,693 | 17,585,004 | 0 | 2,414,996 |
| Planning Comm | PLA Global Mall - Infrstrctr Coordntn | 40022 | 07403022 | 12/8/2021 | GSD FY22 Cap Projs RS2021-120 | 1,000,000 | 0 | (10,145) | 592,380 | 11,950 | 395,670 |
| Planning Comm | PLA East Bnk Infr Prgm Mgmt / Coord | 40023 | 07401023 | 2/21/2023 | GSD FY23 Cap Projs RS2023-197 | 5,000,000 | 0 | 0 | 1,386,099 | 778,206 | 2,835,695 |
| Planning Comm | PLA Neighbrhd Planning & Infrstr Study | 40023 | 07402023 | 2/21/2023 | GSD FY23 Cap Projs RS2023-197 | 1,000,000 | 0 | 0 | 272,689 | 278,314 | 448,997 |
| Planning Comm | PLA UrbanCore Multimdl & Corr Plan | 40023 | 07403023 | 2/21/2023 | GSD FY23 Cap Projs RS2023-197 | 500,000 | 0 | 0 | 0 | 0 | 500,000 |
| Planning Comm | PLA Plan&Design-Multipurp Bldgs/Surpl | 40023 | 07404023 | 2/21/2023 | GSD FY23 Cap Projs RS2023-197 | 500,000 | 4,000 | 4,000 | 143,072 | 134,958 | 221,970 |
| Planning Comm | PLA East Bnk Infr Prgm Mgmt / Coord | 40024 | 07401024 | 2/21/2024 | GSD FY24 Cap Projs RS2024-194 | 5,000,000 | 0 | 0 | 0 | 0 | 5,000,000 |
| Planning Comm | PLA Plan&Design-Multipurp Bldgs/Surpl | 40024 | 07402024 | 2/21/2024 | GSD FY24 Cap Projs RS2024-194 | 2,000,000 | 0 | 0 | 0 | 0 | 2,000,000 |
| | PLANNING COMMISSION TOTALS | | | | | 38,438,000 | 1,452,693 | 1,442,548 | 21,960,123 | 1,392,169 | 15,085,708 |
| | | | | | | | | | | | |
| General Services | x-GSR Fleet Management | 40009 | 10403010 | 6/10/2009 | GSD FY10 Capital Projects Fund | 161,826 | 0 | 0 | 161,826 | 0 | 0 |
| General Services | x-GSR Storm Sirens | 40009 | 10404010 | 6/10/2009 | GSD FY10 Capital Projects Fund | 92,549 | 0 | 0 | 92,549 | 0 | 0 |
| General Services | x-GSR Howard Office Bldg FF&E | 40011 | 10401011 | 9/27/2010 | GSD FY11 Capital Projects Fund | 3,000,000 | 0 | 0 | 3,000,000 | 0 | 0 |

Metropolitan Government of Nashville and Davidson County
Quarterly Financial Updates
Inception through September 2024
General Obligation Capital Projects

| Department Description | Business Unit Description | Fund Number | Business Unit / Job # | Project Approval Date | Fund Description | Budget | Period Actual Amount | YTD Actual | Inception to Date Actual | Encumbrnc Amount | Remaining Balance |
|------------------------|----------------------------------|-------------|-----------------------|-----------------------|--------------------------------|-------------|----------------------|------------|--------------------------|------------------|-------------------|
| General Services | x-GSR Clifford Allen Renovation | 40011 | 10402011 | 9/27/2010 | GSD FY11 Capital Projects Fund | 2,206,779 | 0 | 0 | 2,206,779 | 0 | 0 |
| General Services | GSR Misc Building Improvements | 40011 | 10403011 | 9/27/2010 | GSD FY11 Capital Projects Fund | 4,750,000 | 0 | 0 | 4,750,000 | 0 | 0 |
| General Services | x-GSR Highland Heights Renovatio | 40011 | 10404011 | 9/27/2010 | GSD FY11 Capital Projects Fund | 10,000,000 | 0 | 0 | 10,000,000 | 0 | 0 |
| General Services | x-GSR North Nash Infrastructure | 40011 | 10405011 | 9/27/2010 | GSD FY11 Capital Projects Fund | 3,680,000 | 0 | 0 | 3,680,000 | 0 | 0 |
| General Services | x-GSR Misc Building Improvements | 40013 | 10403013 | 6/19/2012 | GSD FY13 Capital Projects Fund | 12,125,000 | 0 | 0 | 12,125,000 | 0 | 0 |
| General Services | x-GSR Upgrd Weather Warning Syst | 40013 | 10405013 | 6/19/2012 | GSD FY13 Capital Projects Fund | 1,997,505 | 0 | 0 | 1,997,505 | 0 | 0 |
| General Services | x-GSR Infrastructure | 40013 | 10406013 | 6/19/2012 | GSD FY13 Capital Projects Fund | 472,613 | 0 | 0 | 472,613 | 0 | 0 |
| General Services | GSR Misc Building Improvements | 40014 | 10403014 | 6/12/2013 | GSD FY14 Capital Projects | 19,823,652 | 0 | 0 | 19,823,652 | 0 | 0 |
| General Services | GSR One Stop Permit Center | 40014 | 10410014 | 6/12/2013 | GSD FY14 Capital Projects | 2,615,941 | 0 | 0 | 2,615,941 | 0 | 0 |
| General Services | x-GSR Initial Planning New ECC | 40014 | 10411014 | 6/12/2013 | GSD FY14 Capital Projects | 200,000 | 0 | 0 | 200,000 | 0 | 0 |
| General Services | x-GSR North Nashville Greenway | 40014 | 10412014 | 6/12/2013 | GSD FY14 Capital Projects | 5,600,000 | 0 | 0 | 5,600,000 | 0 | 0 |
| General Services | GSR Roofing/Building Maintenanc | 40015 | 10401015 | 6/18/2014 | GSD FY15 Capital Projects | 6,393,013 | 0 | 0 | 6,393,203 | 0 | (190) |
| General Services | GSR Energy Improvements | 40015 | 10402015 | 6/18/2014 | GSD FY15 Capital Projects | 3,515,263 | 0 | 0 | 3,515,263 | 0 | 0 |
| General Services | x-GSR Judicial Campus Master Pla | 40015 | 10403015 | 6/18/2014 | GSD FY15 Capital Projects | 1,500,000 | 0 | 0 | 1,500,000 | 0 | 0 |
| General Services | GSR Farmers Mkt Upgrade | 40015 | 10404015 | 6/18/2014 | GSD FY15 Capital Projects | 500,000 | 0 | 0 | 500,000 | 0 | 0 |
| General Services | x-GSR POL/FIR Training Academy | 40015 | 10405015 | 6/18/2014 | GSD FY15 Capital Projects | 1,000,000 | 0 | 0 | 1,000,000 | 0 | 0 |
| General Services | x-GSR So Nashville HeadSt Study | 40016 | 10401016 | 6/10/2015 | GSD FY16 Capital Projects | 23,945 | 0 | 0 | 23,945 | 0 | 0 |
| General Services | x-GSR Nashville Int'l Academy | 40016 | 10402016 | 6/10/2015 | GSD FY16 Capital Projects | 730,000 | 0 | 0 | 730,000 | 0 | 0 |
| General Services | GSR Building Rehab/Maintenance | 40016 | 10403016 | 6/10/2015 | GSD FY16 Capital Projects | 6,322,000 | 0 | 0 | 6,322,000 | 0 | 0 |
| General Services | GSR DCSO Jail / CJC Renovation | 40016 | 10404016 | 6/10/2015 | GSD FY16 Capital Projects | 112,040,000 | 0 | 0 | 112,040,000 | 0 | 0 |
| General Services | x-GSR CJC Relocate-Leases | 40016 | 10406016 | 6/10/2015 | GSD FY16 Capital Projects | 50,000 | 0 | 0 | 50,000 | 0 | 0 |
| General Services | x-GSR CJC Relocate-IT Equip | 40016 | 10407016 | 6/10/2015 | GSD FY16 Capital Projects | 1,054,610 | 0 | 0 | 1,054,610 | 0 | 0 |
| General Services | x-GSR CJC Relocate-Move | 40016 | 10408016 | 6/10/2015 | GSD FY16 Capital Projects | 240,413 | 0 | 0 | 240,413 | 0 | 0 |
| General Services | x-GSR LIB Parking Garage Upgrad | 40016 | 10409016 | 6/10/2015 | GSD FY16 Capital Projects | 1,800,000 | 0 | 0 | 1,800,000 | 0 | 0 |
| General Services | GSR Police Headquarters | 40017 | 10401017 | 6/22/2016 | GSD FY17 Capital Projects | 26,668,400 | 0 | 0 | 26,668,400 | 0 | 0 |
| General Services | GSR Sheriff Admin Offices | 40017 | 10403017 | 6/22/2016 | GSD FY17 Capital Projects | 19,093,435 | 0 | 0 | 19,093,435 | 0 | 0 |
| General Services | GSR Major Fleet | 40017 | 10404017 | 6/22/2016 | GSD FY17 Capital Projects | 15,000,000 | 0 | 0 | 15,000,000 | 0 | 0 |
| General Services | GSR New Firehalls | 40017 | 10405017 | 6/22/2016 | GSD FY17 Capital Projects | 9,738,623 | 0 | 0 | 9,738,623 | 0 | 0 |
| General Services | GSR Criminal Justice Center | 40017 | 10406017 | 6/22/2016 | GSD FY17 Capital Projects | 20,000,000 | 0 | 0 | 20,000,000 | 0 | 0 |
| General Services | GSR A A Birch Renovate | 40017 | 10407017 | 6/22/2016 | GSD FY17 Capital Projects | 3,000,000 | 10,844 | 10,844 | 3,000,000 | 0 | 0 |
| General Services | GSR Farmers Market | 40017 | 10408017 | 6/22/2016 | GSD FY17 Capital Projects | 3,000,000 | 0 | 0 | 2,988,232 | 0 | 11,768 |
| General Services | GSR Misc Building Repairs | 40017 | 10409017 | 6/22/2016 | GSD FY17 Capital Projects | 5,000,000 | 0 | 0 | 5,000,000 | 0 | 0 |
| General Services | GSR Juvenile Justice Ctr MPlan | 40017 | 10411017 | 6/22/2016 | GSD FY17 Capital Projects | 1,000,000 | 7,230 | 18,636 | 781,673 | 211,514 | 6,813 |
| General Services | x-GSR Police Headquarters-ITS | 40017 | 10441017 | 6/22/2016 | GSD FY17 Capital Projects | 1,331,600 | 0 | 0 | 1,331,600 | 0 | 0 |
| General Services | GSR Sheriff Admin Offices-ITS | 40017 | 10443017 | 6/22/2016 | GSD FY17 Capital Projects | 906,565 | 0 | 0 | 906,565 | 0 | 0 |
| General Services | GSR New Firehalls-5 BAY ITS | 40017 | 10445017 | 6/22/2016 | GSD FY17 Capital Projects | 129,981 | 0 | 0 | 129,981 | 0 | 0 |
| General Services | GSR New Firehalls-3 BAY ITS | 40017 | 10445117 | 6/22/2016 | GSD FY17 Capital Projects | 131,396 | 0 | 0 | 131,396 | 0 | 0 |
| General Services | GSR A A Birch Renovate-ITS | 40017 | 10447017 | 6/22/2016 | GSD FY17 Capital Projects | 0 | 0 | 0 | 0 | 0 | 0 |
| General Services | GSR Fleet Additions / Replcmts | 40018 | 10401018 | 6/14/2017 | GSD FY18 Capital Projects | 4,999,735 | 0 | 0 | 4,999,735 | 0 | 0 |

Metropolitan Government of Nashville and Davidson County
Quarterly Financial Updates
Inception through September 2024
General Obligation Capital Projects

| Department Description | Business Unit Description | Fund Number | Business Unit / Job # | Project Approval Date | Fund Description | Budget | Period Actual Amount | YTD Actual | Inception to Date Actual | Encumbrnc Amount | Remaining Balance |
|------------------------|---|-------------|-----------------------|-----------------------|-------------------------------|------------|----------------------|------------|--------------------------|------------------|-------------------|
| General Services | GSR ECC/JJC Ctrs-Plan/ Design | 40018 | 10402018 | 6/14/2017 | GSD FY18 Capital Projects | 1,705,426 | 0 | 91,703 | 847,120 | 0 | 858,306 |
| General Services | GSR Public Works Relocation | 40018 | 10403018 | 6/14/2017 | GSD FY18 Capital Projects | 794,574 | 0 | 0 | 794,574 | 0 | 0 |
| General Services | GSR OFM Fleet Replacement | 40021 | 10400021 | 3/3/2021 | GSD FY21 Cap Projs RS2021-757 | 10,000,000 | 0 | 2,424,350 | 9,897,347 | 0 | 102,653 |
| General Services | GSR Building Opers Major Maint | 40021 | 10401021 | 3/3/2021 | GSD FY21 Cap Projs RS2021-757 | 8,000,000 | 36,181 | 36,181 | 8,000,000 | 20,998 | (20,998) |
| General Services | GSR Sustainability Revolv Innovation Fd | 40021 | 10402021 | 3/3/2021 | GSD FY21 Cap Projs RS2021-757 | 2,000,000 | 0 | (68,665) | 1,678,080 | 21,314 | 300,606 |
| General Services | GSR New Fac Planning/Site Eval/Relo | 40021 | 10403021 | 3/3/2021 | GSD FY21 Cap Projs RS2021-757 | 2,500,000 | 2,481 | 5,671 | 2,461,521 | 33,681 | 4,798 |
| General Services | GSR Emergency Comm Ctr/OEM Camp | 40021 | 10404021 | 3/3/2021 | GSD FY21 Cap Projs RS2021-757 | 3,000,000 | 159,174 | 193,561 | 193,561 | 1,915,029 | 891,410 |
| General Services | GSR Building Ops Major Maintenance | 40022 | 10400022 | 12/8/2021 | GSD FY22 Cap Projs RS2021-120 | 10,000,000 | 242,954 | 363,994 | 9,233,259 | 597,295 | 169,446 |
| General Services | GSR OFM Replacements / Additions | 40022 | 10401022 | 12/8/2021 | GSD FY22 Cap Projs RS2021-120 | 14,957,500 | 0 | 96,021 | 5,656,146 | 0 | 9,301,354 |
| General Services | GSR Access Control Migration | 40022 | 10402022 | 12/8/2021 | GSD FY22 Cap Projs RS2021-120 | 2,000,000 | 52,866 | 60,536 | 1,539,650 | 134,975 | 325,375 |
| General Services | GSR New Facility Planning Site Eval Rel | 40022 | 10403022 | 12/8/2021 | GSD FY22 Cap Projs RS2021-120 | 2,500,000 | 2,800 | 2,800 | 1,098,690 | 57,911 | 1,343,399 |
| General Services | GSR Roofing/Life, Health & Safety | 40022 | 10404022 | 12/8/2021 | GSD FY22 Cap Projs RS2021-120 | 5,000,000 | 587,871 | 873,077 | 4,279,424 | 709,761 | 10,815 |
| General Services | GSR HeadStart Fac Assessmnts/Maj Re | 40022 | 10405022 | 12/8/2021 | GSD FY22 Cap Projs RS2021-120 | 2,000,000 | 35,399 | 132,405 | 1,967,910 | 32,090 | 0 |
| General Services | GSR ECC EOC Replace - Planning/Desi | 40022 | 10406022 | 12/8/2021 | GSD FY22 Cap Projs RS2021-120 | 1,000,000 | 0 | 0 | 31,095 | 241,866 | 727,039 |
| General Services | GSR Proj Close-DonelsonLibr/SE Prec | 40023 | 10400023 | 2/21/2023 | GSD FY23 Cap Projs RS2023-197 | 10,000,000 | 35,478 | 92,415 | 1,092,006 | 6,895,753 | 2,012,241 |
| General Services | GSR SOC/MAC/Postal/Pkwy Tower Relc | 40023 | 10401023 | 2/21/2023 | GSD FY23 Cap Projs RS2023-197 | 14,100,000 | 11,639 | 59,738 | 13,083,111 | 226,178 | 790,711 |
| General Services | GSR Space Planning - MSE | 40023 | 10402023 | 2/21/2023 | GSD FY23 Cap Projs RS2023-197 | 1,000,000 | 16,700 | 16,700 | 16,700 | 116,004 | 867,296 |
| General Services | GSR Property Acquisitions | 40023 | 10403023 | 2/21/2023 | GSD FY23 Cap Projs RS2023-197 | 1,000,000 | 0 | 0 | 0 | 0 | 1,000,000 |
| General Services | GSR Space Plan Phase 2-MSE&Fulton | 40024 | 10401024 | 2/21/2024 | GSD FY24 Cap Projs RS2024-194 | 21,000,000 | 208,776 | 280,170 | 318,884 | 5,507,665 | 15,173,451 |
| General Services | GSR New Emerg Comms Ctr Design | 40024 | 10402024 | 2/21/2024 | GSD FY24 Cap Projs RS2024-194 | 5,000,000 | 0 | 0 | 0 | 0 | 5,000,000 |
| General Services | GSR Major Maintenance | 40024 | 10403024 | 2/21/2024 | GSD FY24 Cap Projs RS2024-194 | 17,500,000 | 89,069 | 532,835 | 1,340,433 | 2,369,567 | 13,790,000 |
| General Services | GSR Training Acad - Berm Remediation | 40024 | 10404024 | 2/21/2024 | GSD FY24 Cap Projs RS2024-194 | 200,000 | 1,103 | 1,103 | 11,455 | 390 | 188,155 |
| General Services | GSR Roofing | 40024 | 10405024 | 2/21/2024 | GSD FY24 Cap Projs RS2024-194 | 11,000,000 | 1,464,302 | 1,539,452 | 2,604,317 | 4,351,801 | 4,043,882 |
| General Services | GSR Fleet Mgmt - Fleet Addtns&Replcm | 40024 | 10406024 | 2/21/2024 | GSD FY24 Cap Projs RS2024-194 | 15,500,000 | 218,850 | 1,094,250 | 1,094,250 | 0 | 14,405,750 |
| General Services | GSR Woodbine Clinic-Propty Acqstn&De | 40024 | 10407024 | 2/21/2024 | GSD FY24 Cap Projs RS2024-194 | 9,000,000 | 0 | 0 | 0 | 0 | 9,000,000 |
| General Services | GSR Animal Care&Control-New Facility | 40024 | 10408024 | 2/21/2024 | GSD FY24 Cap Projs RS2024-194 | 500,000 | 0 | 0 | 0 | 36,174 | 463,826 |
| General Services | GSR New Facility Plan, Site Eval, Acquist | 40024 | 10409024 | 2/21/2024 | GSD FY24 Cap Projs RS2024-194 | 2,000,000 | 0 | 0 | 0 | 0 | 2,000,000 |
| General Services | GSR OFM CP 4% New/Rpl Vehicles | 40114 | 10401114 | 2/5/2013 | GSD FY14B 4% Capital Projects | 14,981,528 | 0 | 0 | 14,981,528 | 0 | 0 |
| General Services | GSR CJC-Develop & Relocation | 40118 | 10401118 | 11/22/2017 | GSD FY18B Capital Projects | 17,684,300 | 0 | 0 | 17,684,300 | 0 | 0 |
| General Services | GSR Female Housing-CJC Proj | 40118 | 10402118 | 11/22/2017 | GSD FY18B Capital Projects | 8,161,000 | 0 | 0 | 8,161,000 | 0 | 0 |
| General Services | x-GSRNew POL Hdqtrs-MurfRd Area | 40118 | 10403118 | 11/22/2017 | GSD FY18B Capital Projects | 7,032,200 | 0 | 0 | 7,032,200 | 0 | 0 |
| General Services | GSR Police Data Center-ITS | 40118 | 10404118 | 11/22/2017 | GSD FY18B Capital Projects | 5,223,000 | 0 | 0 | 5,223,000 | 0 | 0 |
| General Services | x-GSR FamilyJustCtr-Addtl Floor | 40118 | 10405118 | 11/22/2017 | GSD FY18B Capital Projects | 6,964,075 | 0 | 0 | 6,964,075 | 0 | 0 |
| General Services | GSR Demo-Jerry Newsome Site | 40118 | 10406118 | 11/22/2017 | GSD FY18B Capital Projects | 1,000,000 | 0 | 0 | 1,000,000 | 0 | 0 |
| General Services | GSR Relocation Services | 40118 | 10407118 | 11/22/2017 | GSD FY18B Capital Projects | 1,550,000 | 0 | 0 | 1,550,000 | 0 | 0 |
| General Services | GSR CJC Constructn Contingcy | 40119 | 10401119 | 10/22/2018 | GSD FY19B Capital Projects | 10,000,000 | 0 | 0 | 10,000,000 | 0 | 0 |
| General Services | GSR Voting Machine Warehouse | 40119 | 10402119 | 10/22/2018 | GSD FY19B Capital Projects | 1,800,000 | 0 | 0 | 1,800,000 | 0 | 0 |
| General Services | GSR ECC Power Supply Upgrades | 40119 | 10403119 | 10/22/2018 | GSD FY19B Capital Projects | 5,000,000 | 0 | 0 | 5,000,000 | 0 | 0 |
| General Services | GSR PoliceHdqtr/FJC ConstrCont | 40119 | 10404119 | 10/22/2018 | GSD FY19B Capital Projects | 17,000,000 | 0 | 0 | 17,000,000 | 0 | 0 |

Metropolitan Government of Nashville and Davidson County
Quarterly Financial Updates
Inception through September 2024
General Obligation Capital Projects

| Department Description | Business Unit Description | Fund Number | Business Unit / Job # | Project Approval Date | Fund Description | Budget | Period Actual Amount | YTD Actual | Inception to Date Actual | Encumbrnc Amount | Remaining Balance |
|--|---------------------------------------|-------------|-----------------------|-----------------------|--------------------------------|--------------------|----------------------|------------------|--------------------------|-------------------|-------------------|
| General Services | GSR McGruderCtr Renov & Upgrds | 40119 | 10405119 | 10/22/2018 | GSD FY19B Capital Projects | 2,200,000 | (55,330) | (42,199) | 2,048,205 | 10,169 | 141,626 |
| General Services | GSR OFM Replace Heavy Fleet | 40119 | 10406119 | 10/22/2018 | GSD FY19B Capital Projects | 15,000,000 | 0 | 0 | 15,000,000 | 0 | 0 |
| General Services | GSR Donelson Library | 40119 | 10407119 | 10/22/2018 | GSD FY19B Capital Projects | 16,000,000 | 71,630 | 344,529 | 15,737,553 | 253,177 | 9,270 |
| General Services | GSR Global Mall - Masterplan Implemnt | 40122 | 10401122 | 3/25/2022 | GSD FY22B Capital Projects | 44,000,000 | 33,065 | 317,615 | 45,615,694 | 117,783 | (1,733,477) |
| General Services | x-HOLD GSR Bldg & ParkingStudie | 40202 | 10402001 | 6/10/2009 | GSD Capital Improvement Plan | 200,000 | 0 | 0 | 0 | 0 | 200,000 |
| General Services | x-GSR Pasquo Tower Site | 40202 | 10402003 | 6/10/2009 | GSD Capital Improvement Plan | 100,000 | 0 | 0 | 0 | 0 | 100,000 |
| General Services | GSR Sheriff's Headquarters | 40220 | 10400220 | 3/18/2020 | GSD FY20B Cap Projs RS2020-21 | 17,200,000 | 0 | 0 | 17,200,000 | 0 | 0 |
| General Services | GSR CJC Closeout | 40220 | 10402220 | 3/18/2020 | GSD FY20B Cap Projs RS2020-21 | 5,799,930 | 0 | 72,042 | 5,799,930 | 0 | 0 |
| General Services | GSR Fleet Replacement | 40220 | 10403220 | 3/18/2020 | GSD FY20B Cap Projs RS2020-21 | 3,110,000 | 0 | 0 | 3,033,906 | 0 | 76,094 |
| General Services | GSR Major Maintenance | 40220 | 10404220 | 3/18/2020 | GSD FY20B Cap Projs RS2020-21 | 1,270,000 | 0 | 0 | 1,433,520 | 0 | (163,520) |
| General Services | GSR POL Murfreesboro Rd Prect | 40220 | 10405220 | 3/18/2020 | GSD FY20B Cap Projs RS2020-21 | 1,000,000 | 0 | 0 | 1,000,000 | 0 | 0 |
| General Services | x-GSR RS 800 MHz Upgrade | 40401 | 10440401 | 9/27/2010 | GSD GSR FY10 SF 800 MHzUpgrd | 22,547,869 | 0 | 0 | 22,547,869 | 0 | 0 |
| General Services | GSR RS Radio Replacements | 40402 | 10440402 | 6/10/2015 | GSD GSR FY16 S/F Capital Projs | 8,000,000 | 0 | 0 | 8,000,000 | 0 | 0 |
| General Services | GSR LIB Parking Garage Upgrade | 48011 | 10481011 | 9/27/2010 | USD FY11 Capital Projects Fund | 1,200,000 | 0 | 0 | 1,200,000 | 0 | 0 |
| GENERAL SERVICES TOTALS | | | | | | 719,176,247 | 3,233,082 | 8,549,764 | 613,917,253 | 23,861,095 | 81,397,899 |
| ** Overage will be eliminated with Transfer-In of equal amount from GSD Contingency account when project is complete. | | | | | | | | | | | |
| Historical Comm | x-HIS Nash Cemetery Restr | 40009 | 11401010 | 6/10/2009 | GSD FY10 Capital Projects Fund | 255,302 | 0 | 0 | 255,302 | 0 | 0 |
| Historical Comm | x-HIS City Cemetary | 40202 | 11402001 | 6/10/2009 | GSD Capital Improvement Plan | 100,000 | 0 | 0 | 0 | 0 | 100,000 |
| Historical Comm | x-HIS Bellevue's Blue House | 40202 | 11402002 | 6/10/2009 | GSD Capital Improvement Plan | 25,000 | 0 | 0 | 0 | 0 | 25,000 |
| HISTORICAL COMMISSION TOTALS | | | | | | 380,302 | 0 | 0 | 255,302 | 0 | 125,000 |
| Info Tech Srvc | x-ITS Construction | 40009 | 14401010 | 6/10/2009 | GSD FY10 Capital Projects Fund | 4,597,300 | 0 | 0 | 4,597,154 | 0 | 146 |
| Info Tech Srvc | x-ITS Exchange/Directory Servic | 40009 | 14402010 | 6/10/2009 | GSD FY10 Capital Projects Fund | 917,749 | 0 | 0 | 917,745 | 0 | 4 |
| Info Tech Srvc | x-ITS Disaster Recovery BU Site | 40009 | 14403010 | 6/10/2009 | GSD FY10 Capital Projects Fund | 860,000 | 0 | 0 | 858,362 | 0 | 1,638 |
| Info Tech Srvc | x-ITS Enterprise Services | 40009 | 14404010 | 6/10/2009 | GSD FY10 Capital Projects Fund | 1,508,367 | 0 | 0 | 1,008,367 | 0 | 500,000 |
| Info Tech Srvc | x-ITS Platform Hardware Upgrade | 40009 | 14405010 | 6/10/2009 | GSD FY10 Capital Projects Fund | 121,636 | 0 | 0 | 121,636 | 0 | 0 |
| Info Tech Srvc | x-ITS HOB Data Center | 40009 | 14406010 | 6/10/2009 | GSD FY10 Capital Projects Fund | 4,820,760 | 0 | 0 | 4,820,760 | 0 | 0 |
| Info Tech Srvc | x-ITS Network Replacement | 40009 | 14407010 | 6/10/2009 | GSD FY10 Capital Projects Fund | 299,353 | 0 | 0 | 299,353 | 0 | 0 |
| Info Tech Srvc | x-ITS PBX System | 40009 | 14408010 | 6/10/2009 | GSD FY10 Capital Projects Fund | 140,915 | 0 | 0 | 140,848 | 0 | 67 |
| Info Tech Srvc | x-ITS Enterprise Info Systems | 40009 | 14409010 | 6/10/2009 | GSD FY10 Capital Projects Fund | 318,826 | 0 | 0 | 318,826 | 0 | 0 |
| Info Tech Srvc | x-ITS Network Info Security | 40009 | 14410010 | 6/10/2009 | GSD FY10 Capital Projects Fund | 854,716 | 0 | 0 | 852,911 | 55 | 1,750 |
| Info Tech Srvc | X-ITS Construction | 40011 | 14401011 | 9/27/2010 | GSD FY11 Capital Projects Fund | 2,564,568 | 0 | 0 | 2,564,568 | 0 | 0 |
| Info Tech Srvc | x-ITS End of Life Equipment | 40011 | 14402011 | 9/27/2010 | GSD FY11 Capital Projects Fund | 2,031,000 | 0 | 0 | 2,027,307 | 1,767 | 1,926 |
| Info Tech Srvc | x-ITS EA Microsoft Year 1 | 40011 | 14403011 | 9/27/2010 | GSD FY11 Capital Projects Fund | 4,495,251 | 0 | 0 | 4,495,251 | 0 | 0 |
| Info Tech Srvc | x-ITS EBS / E-Proc Improvements | 40011 | 14404011 | 9/27/2010 | GSD FY11 Capital Projects Fund | 1,690,000 | 0 | 0 | 1,690,000 | 0 | 0 |
| Info Tech Srvc | x-ITSNashville Website Redesign | 40011 | 14405011 | 9/27/2010 | GSD FY11 Capital Projects Fund | 55,000 | 0 | 0 | 55,000 | 0 | 0 |

Metropolitan Government of Nashville and Davidson County
Quarterly Financial Updates
Inception through September 2024
General Obligation Capital Projects

| Department Description | Business Unit Description | Fund Number | Business Unit / Job # | Project Approval Date | Fund Description | Budget | Period Actual Amount | YTD Actual | Inception to Date Actual | Encumbrnc Amount | Remaining Balance |
|------------------------|----------------------------------|-------------|-----------------------|-----------------------|--------------------------------|-----------|----------------------|------------|--------------------------|------------------|-------------------|
| Info Tech Srvc | X-ITS HIPAA Compliance | 40011 | 14410011 | 9/27/2010 | GSD FY11 Capital Projects Fund | 254,180 | 0 | 0 | 254,180 | 0 | 0 |
| Info Tech Srvc | X-ITS Construction Data/Voice | 40013 | 14401013 | 6/19/2012 | GSD FY13 Capital Projects Fund | 1,206,000 | 0 | 0 | 1,206,000 | 0 | 0 |
| Info Tech Srvc | X-ITS Upgrade EOL SONET Ntwk Inf | 40013 | 14402013 | 6/19/2012 | GSD FY13 Capital Projects Fund | 4,626,210 | 0 | 0 | 4,626,210 | 0 | 0 |
| Info Tech Srvc | x-ITS Storage Area Ntwrk Upgrad | 40013 | 14403013 | 6/19/2012 | GSD FY13 Capital Projects Fund | 1,300,000 | 0 | 0 | 1,300,000 | 0 | 0 |
| Info Tech Srvc | x-ITS Mobile Device Management | 40013 | 14404013 | 6/19/2012 | GSD FY13 Capital Projects Fund | 181,198 | 0 | 0 | 179,828 | 0 | 1,370 |
| Info Tech Srvc | x-ITS Nashville Website Redesig | 40013 | 14405013 | 6/19/2012 | GSD FY13 Capital Projects Fund | 120,000 | 0 | 0 | 120,000 | 0 | 0 |
| Info Tech Srvc | x-ITS Public Wireless Study | 40013 | 14406013 | 6/19/2012 | GSD FY13 Capital Projects Fund | 156,000 | 0 | 0 | 156,000 | 0 | 0 |
| Info Tech Srvc | x-ITS Employee Self Srvc Portal | 40013 | 14407013 | 6/19/2012 | GSD FY13 Capital Projects Fund | 614,800 | 0 | 0 | 614,800 | 0 | 0 |
| Info Tech Srvc | x-ITS Library Archives - Tech | 40013 | 14414013 | 6/19/2012 | GSD FY13 Capital Projects Fund | 105,792 | 0 | 0 | 105,792 | 0 | 0 |
| Info Tech Srvc | X-ITS Construction Data/Voice | 40014 | 14401014 | 6/12/2013 | GSD FY14 Capital Projects | 1,176,000 | 0 | 0 | 1,176,000 | 0 | 0 |
| Info Tech Srvc | ITS Upgrade EBS | 40014 | 14402014 | 6/12/2013 | GSD FY14 Capital Projects | 7,087,000 | 0 | 0 | 7,087,000 | 0 | 0 |
| Info Tech Srvc | X-ITS Mobile Devices/Ntwk Access | 40014 | 14403014 | 6/12/2013 | GSD FY14 Capital Projects | 407,000 | 0 | 0 | 407,000 | 0 | 0 |
| Info Tech Srvc | x-ITS Phase 3-Nashville gov | 40014 | 14404014 | 6/12/2013 | GSD FY14 Capital Projects | 123,400 | 0 | 0 | 123,400 | 0 | 0 |
| Info Tech Srvc | x-ITS Online Alarm RegMetro Clk | 40014 | 14405014 | 6/12/2013 | GSD FY14 Capital Projects | 20,000 | 0 | 0 | 20,000 | 0 | 0 |
| Info Tech Srvc | x-ITS VPN Solution | 40014 | 14406014 | 6/12/2013 | GSD FY14 Capital Projects | 218,000 | 0 | 0 | 218,000 | 0 | 0 |
| Info Tech Srvc | X-ITS MS ForeFront Identity Mgr | 40014 | 14407014 | 6/12/2013 | GSD FY14 Capital Projects | 338,000 | 0 | 0 | 338,000 | 0 | 0 |
| Info Tech Srvc | X-ITS Public WiFi Internet PubSp | 40014 | 14408014 | 6/12/2013 | GSD FY14 Capital Projects | 417,600 | 0 | 0 | 417,600 | 0 | 0 |
| Info Tech Srvc | x-ITS Lentz - Tech | 40014 | 14411014 | 6/12/2013 | GSD FY14 Capital Projects | 137,000 | 0 | 0 | 137,000 | 0 | 0 |
| Info Tech Srvc | X-ITS Midtown Hills Prec - Tech | 40014 | 14412014 | 6/12/2013 | GSD FY14 Capital Projects | 602,945 | 0 | 0 | 602,945 | 0 | 0 |
| Info Tech Srvc | x-ITS SE Library Center - Tech | 40014 | 14413014 | 6/12/2013 | GSD FY14 Capital Projects | 316,055 | 0 | 0 | 315,793 | 0 | 262 |
| Info Tech Srvc | X-ITS End of Life Telephone Syst | 40015 | 14402015 | 6/18/2014 | GSD FY15 Capital Projects | 1,200,000 | 0 | 0 | 1,200,000 | 0 | 0 |
| Info Tech Srvc | X-ITS End of Life Networks | 40015 | 14403015 | 6/18/2014 | GSD FY15 Capital Projects | 1,450,000 | 0 | 0 | 1,450,000 | 0 | 0 |
| Info Tech Srvc | X-ITS Data & Voice for Projects | 40015 | 14404015 | 6/18/2014 | GSD FY15 Capital Projects | 600,000 | 0 | 0 | 600,000 | 0 | 0 |
| Info Tech Srvc | x-ITS WEBudget Replacement | 40015 | 14405015 | 6/18/2014 | GSD FY15 Capital Projects | 1,000,000 | 0 | 0 | 1,000,000 | 0 | 0 |
| Info Tech Srvc | x-ITS North Nash Infrastructure | 40015 | 14406015 | 6/18/2014 | GSD FY15 Capital Projects | 1,900,000 | 0 | 0 | 1,900,000 | 0 | 0 |
| Info Tech Srvc | x-ITS Fire Station 19 | 40015 | 14407015 | 6/18/2014 | GSD FY15 Capital Projects | 84,800 | 0 | 0 | 84,800 | 0 | 0 |
| Info Tech Srvc | X-ITS Fire Station 20 | 40015 | 14408015 | 6/18/2014 | GSD FY15 Capital Projects | 73,200 | 0 | 0 | 73,200 | 0 | 0 |
| Info Tech Srvc | ITS End of Life Telephone Syst | 40016 | 14401016 | 6/10/2015 | GSD FY16 Capital Projects | 2,200,000 | 0 | 0 | 2,200,000 | 0 | 0 |
| Info Tech Srvc | X-ITS Data & Voice for Projects | 40016 | 14402016 | 6/10/2015 | GSD FY16 Capital Projects | 993,000 | 0 | 0 | 993,000 | 0 | 0 |
| Info Tech Srvc | X-ITS Comp Ntwk Monitoring | 40016 | 14403016 | 6/10/2015 | GSD FY16 Capital Projects | 807,000 | 0 | 0 | 807,000 | 0 | 0 |
| Info Tech Srvc | X-ITS FFE Upgrades and Reno HOB | 40016 | 14404016 | 6/10/2015 | GSD FY16 Capital Projects | 300,000 | 0 | 0 | 300,000 | 0 | 0 |
| Info Tech Srvc | X-ITS NPD Records Buildout | 40016 | 14405016 | 6/10/2015 | GSD FY16 Capital Projects | 128,000 | 0 | 0 | 128,000 | 0 | 0 |
| Info Tech Srvc | x-ITS New CJC Jail | 40016 | 14406016 | 6/10/2015 | GSD FY16 Capital Projects | 1,360,000 | 0 | 0 | 1,360,000 | 0 | 0 |
| Info Tech Srvc | x-ITS POL Data Center Relocation | 40016 | 14407016 | 6/10/2015 | GSD FY16 Capital Projects | 2,092,946 | 0 | 0 | 2,092,946 | 0 | 0 |
| Info Tech Srvc | ITS POL Temporary Relocations | 40016 | 14408016 | 6/10/2015 | GSD FY16 Capital Projects | 794,231 | 0 | 0 | 794,231 | 0 | 0 |
| Info Tech Srvc | ITS Communication Tower Repair | 40017 | 14401017 | 6/22/2016 | GSD FY17 Capital Projects | 3,000,000 | 0 | 0 | 3,000,000 | 0 | 0 |
| Info Tech Srvc | X-ITS EBS/iProcurement Assessmnt | 40017 | 14402017 | 6/22/2016 | GSD FY17 Capital Projects | 615,042 | 0 | 0 | 615,042 | 0 | 0 |
| Info Tech Srvc | ITS Data & Voice for Projects | 40017 | 14403017 | 6/22/2016 | GSD FY17 Capital Projects | 1,400,000 | 0 | 0 | 1,400,000 | 0 | 0 |
| Info Tech Srvc | ITS Info Security Mgmt Program | 40017 | 14404017 | 6/22/2016 | GSD FY17 Capital Projects | 264,000 | 0 | 0 | 264,000 | 0 | 0 |

Metropolitan Government of Nashville and Davidson County
Quarterly Financial Updates
Inception through September 2024
General Obligation Capital Projects

| Department Description | Business Unit Description | Fund Number | Business Unit / Job # | Project Approval Date | Fund Description | Budget | Period Actual Amount | YTD Actual | Inception to Date Actual | Encumbrnc Amount | Remaining Balance |
|--|---|-------------|-----------------------|-----------------------|--------------------------------|--------------------|----------------------|----------------|--------------------------|------------------|-------------------|
| Info Tech Srvc | ITS Fiberoptic Cabling Expans | 40017 | 14405017 | 6/22/2016 | GSD FY17 Capital Projects | 500,000 | 0 | 0 | 500,000 | 0 | 0 |
| Info Tech Srvc | X-ITS SAN Upgrade | 40017 | 14406017 | 6/22/2016 | GSD FY17 Capital Projects | 282,000 | 0 | 0 | 282,000 | 0 | 0 |
| Info Tech Srvc | X-ITS Ntwrk Monitor/Troubleshoot | 40017 | 14407017 | 6/22/2016 | GSD FY17 Capital Projects | 1,176,000 | 0 | 0 | 1,176,000 | 0 | 0 |
| Info Tech Srvc | X-ITS Telecomm Tracking System | 40017 | 14408017 | 6/22/2016 | GSD FY17 Capital Projects | 570,000 | 0 | 0 | 570,000 | 0 | 0 |
| Info Tech Srvc | X-ITS Web Traffic SSL Inspection | 40017 | 14409017 | 6/22/2016 | GSD FY17 Capital Projects | 282,000 | 0 | 0 | 282,000 | 0 | 0 |
| Info Tech Srvc | x-ITSHyperion Budget Sys Ph II | 40017 | 14410017 | 6/22/2016 | GSD FY17 Capital Projects | 500,000 | 0 | 0 | 500,000 | 0 | 0 |
| Info Tech Srvc | x-ITS Data Encryption | 40017 | 14411017 | 6/22/2016 | GSD FY17 Capital Projects | 225,000 | 0 | 0 | 225,000 | 0 | 0 |
| Info Tech Srvc | X-ITS Wireless Expansion | 40017 | 14412017 | 6/22/2016 | GSD FY17 Capital Projects | 216,000 | 0 | 0 | 216,000 | 0 | 0 |
| Info Tech Srvc | X-ITS Document Mgmt-Imaging | 40017 | 14413017 | 6/22/2016 | GSD FY17 Capital Projects | 105,000 | 0 | 0 | 105,000 | 0 | 0 |
| Info Tech Srvc | x-ITS Content Mgmt System | 40017 | 14414017 | 6/22/2016 | GSD FY17 Capital Projects | 500,000 | 0 | 0 | 500,000 | 0 | 0 |
| Info Tech Srvc | ITS Enterprise Video Confer'g | 40017 | 14415017 | 6/22/2016 | GSD FY17 Capital Projects | 376,378 | (3,622) | (3,622) | 376,378 | 0 | 0 |
| Info Tech Srvc | ITS 800 MHz Expand / Upgrade | 40018 | 14401018 | 6/14/2017 | GSD FY18 Capital Projects | 301,500 | 0 | 0 | 301,500 | 0 | 0 |
| Info Tech Srvc | X-ITS Oracle - Databases & Mware | 40018 | 14402018 | 6/14/2017 | GSD FY18 Capital Projects | 3,510,000 | 0 | 0 | 3,510,000 | 0 | 0 |
| Info Tech Srvc | ITS Misc Tech Projcts/Upgrades | 40018 | 14403018 | 6/14/2017 | GSD FY18 Capital Projects | 188,500 | 899 | 899 | 188,500 | 0 | 0 |
| Info Tech Srvc | ITS Radio System Upgrade/Maint | 40021 | 14400021 | 3/3/2021 | GSD FY21 Cap Projs RS2021-757 | 6,500,000 | 0 | 0 | 6,500,000 | 0 | 0 |
| Info Tech Srvc | ITS Expertise Res - Tech Constrctn Proj | 40021 | 14401021 | 3/3/2021 | GSD FY21 Cap Projs RS2021-757 | 2,700,000 | 239 | 41,547 | 2,661,346 | 38,654 | 0 |
| Info Tech Srvc | ITS 800 MHz Radio System Expnsn / Eq | 40022 | 14400022 | 12/8/2021 | GSD FY22 Cap Projs RS2021-120 | 1,554,000 | 4,737 | 4,737 | 1,505,366 | 0 | 48,634 |
| Info Tech Srvc | ITS Infrastructr Growth-Fiberoptic Ntwk | 40022 | 14401022 | 12/8/2021 | GSD FY22 Cap Projs RS2021-120 | 2,250,000 | 9,225 | 197,148 | 1,663,836 | 169,177 | 416,987 |
| Info Tech Srvc | ITS Carrier Redundancy - Metro Phones | 40022 | 14402022 | 12/8/2021 | GSD FY22 Cap Projs RS2021-120 | 1,082,000 | 0 | 26,579 | 367,419 | 22,863 | 691,718 |
| Info Tech Srvc | ITS Fiber To Support '22 Transprtn Plan | 40022 | 14403022 | 12/8/2021 | GSD FY22 Cap Projs RS2021-120 | 2,900,000 | 22,390 | 49,855 | 323,213 | 264,760 | 2,312,027 |
| Info Tech Srvc | ITS Radio System Upgrades | 40024 | 14401024 | 2/21/2024 | GSD FY24 Cap Projs RS2024-194 | 2,545,000 | 0 | 444,474 | 1,788,366 | 152,083 | 604,551 |
| Info Tech Srvc | ITS Private Fiberoptic Cable Network | 40024 | 14402024 | 2/21/2024 | GSD FY24 Cap Projs RS2024-194 | 800,000 | 0 | 0 | 0 | 76,672 | 723,328 |
| Info Tech Srvc | ITS POL-FamilyJustCtr-Tech | 40118 | 14401118 | 11/22/2017 | GSD FY18B Capital Projects | 458,000 | 0 | 0 | 458,000 | 0 | 0 |
| Info Tech Srvc | ITS Expand Private FbrOptCable | 40118 | 14402118 | 11/22/2017 | GSD FY18B Capital Projects | 774,000 | 0 | 0 | 774,000 | 0 | 0 |
| Info Tech Srvc | ITS MS Forefront ID Mgr Sftwr | 40118 | 14403118 | 11/22/2017 | GSD FY18B Capital Projects | 720,000 | 0 | 0 | 720,000 | 0 | 0 |
| Info Tech Srvc | ITS Constructn & Tech Projects | 40119 | 14401119 | 10/22/2018 | GSD FY19B Capital Projects | 2,100,000 | 0 | 0 | 1,997,266 | 102,734 | 0 |
| Info Tech Srvc | ITS Fiberoptic Cable Network | 40119 | 14402119 | 10/22/2018 | GSD FY19B Capital Projects | 1,200,000 | 0 | 0 | 1,200,000 | 0 | 0 |
| Info Tech Srvc | ITS InfoSecur Mgmt Prg Conslts | 40119 | 14403119 | 10/22/2018 | GSD FY19B Capital Projects | 90,000 | 0 | 0 | 90,000 | 0 | 0 |
| Info Tech Srvc | ITS Server & Storage Space | 40119 | 14404119 | 10/22/2018 | GSD FY19B Capital Projects | 416,000 | 0 | 0 | 411,328 | 4,672 | 0 |
| Info Tech Srvc | ITS MgmtSecur Info&Event Mgmt | 40119 | 14405119 | 10/22/2018 | GSD FY19B Capital Projects | 572,600 | 0 | 0 | 572,600 | 0 | 0 |
| Info Tech Srvc | ITS 800Mhz RadioSyst Exp&Upgrd | 40119 | 14406119 | 10/22/2018 | GSD FY19B Capital Projects | 1,918,000 | 0 | 0 | 69,963 | 1,848,037 | 0 |
| Info Tech Srvc | x-ITS Disaster Recovery Plans | 40202 | 14402001 | 6/10/2009 | GSD Capital Improvement Plan | 1,000,000 | 0 | 0 | 0 | 0 | 1,000,000 |
| Info Tech Srvc | x-ITS Imaging Proj for MCL | 40202 | 14402002 | 6/10/2009 | GSD Capital Improvement Plan | 100,000 | 0 | 0 | 0 | 0 | 100,000 |
| Info Tech Srvc | ITS Cityworks | 48011 | 14481011 | 9/27/2010 | USD FY11 Capital Projects Fund | 194,100 | 0 | 0 | 0 | 0 | 194,100 |
| INFORMATION TECHNOLOGY SERVICE TOTALS | | | | | | 103,550,919 | 33,868 | 761,617 | 94,270,936 | 2,681,474 | 6,598,509 |
| Finance | x-FIN Enterprise Financial Sys | 40009 | 15401010 | 6/10/2009 | GSD FY10 Capital Projects Fund | 2,755,881 | 0 | 0 | 2,755,881 | 0 | 0 |
| Finance | x-FIN E Procurement | 40009 | 15402010 | 6/10/2009 | GSD FY10 Capital Projects Fund | 408,373 | 0 | 0 | 408,373 | 0 | 0 |

Metropolitan Government of Nashville and Davidson County
Quarterly Financial Updates
Inception through September 2024
General Obligation Capital Projects

| Department Description | Business Unit Description | Fund Number | Business Unit / Job # | Project Approval Date | Fund Description | Budget | Period Actual Amount | YTD Actual | Inception to Date Actual | Encumbrnc Amount | Remaining Balance |
|-----------------------------------|--|-------------|-----------------------|-----------------------|--------------------------------|-------------------|----------------------|------------------|--------------------------|------------------|-------------------|
| Finance | x-FIN E Budget | 40009 | 15403010 | 6/10/2009 | GSD FY10 Capital Projects Fund | 179,666 | 0 | 0 | 179,666 | 0 | 0 |
| Finance | FIN Hold for Flood Projects | 40011 | 15403011 | 9/27/2010 | GSD FY11 Capital Projects Fund | 500,000 | 0 | 0 | 0 | 0 | 500,000 |
| Finance | x-FIN Flood Related Projects | 40011 | 15404011 | 9/27/2010 | GSD FY11 Capital Projects Fund | 3,550,000 | 0 | 0 | 3,550,000 | 0 | 0 |
| Finance | x-FIN Public Works FloodCapital | 40011 | 15404211 | 9/27/2010 | GSD FY11 Capital Projects Fund | 826,526 | 0 | 0 | 826,526 | 0 | 0 |
| Finance | x-FIN W&S SW Waterford FloodCap | 40011 | 15404311 | 9/27/2010 | GSD FY11 Capital Projects Fund | 412,580 | 0 | 0 | 412,580 | 0 | 0 |
| Finance | FIN EBS Replacement | 40018 | 15401018 | 6/14/2017 | GSD FY18 Capital Projects | 12,475,000 | 0 | 0 | 12,475,000 | 0 | 0 |
| Finance | FIN Sys Implementation Support | 40018 | 15402018 | 6/14/2017 | GSD FY18 Capital Projects | 600,000 | 0 | 0 | 600,000 | 0 | 0 |
| Finance | FIN Sys Impl Support-MNPS | 40018 | 15403018 | 6/14/2017 | GSD FY18 Capital Projects | 400,000 | 0 | 0 | 400,000 | 0 | 0 |
| Finance | FIN Hyperion / Budget Mgmt System | 40021 | 15400021 | 3/3/2021 | GSD FY21 Cap Projs RS2021-757 | 2,000,000 | 0 | 0 | 1,997,851 | 0 | 2,149 |
| Finance | FIN Participatory Bud Pilot-N Nash Infra | 40021 | 15401021 | 3/3/2021 | GSD FY21 Cap Projs RS2021-757 | 474,838 | 0 | 0 | 25,000 | 0 | 449,838 |
| Finance | FIN Satellite City Payments | 40022 | 15401022 | 12/8/2021 | GSD FY22 Cap Projs RS2021-120 | 1,500,000 | 0 | 0 | 0 | 0 | 1,500,000 |
| Finance | FIN Participatory Budgeting | 40022 | 15402022 | 12/8/2021 | GSD FY22 Cap Projs RS2021-120 | 270,200 | 0 | 0 | 15,000 | 0 | 255,200 |
| Finance | FIN Migration Oracle Cloud-ERP Phase | 40024 | 15401024 | 2/21/2024 | GSD FY24 Cap Projs RS2024-194 | 16,500,000 | 1,049,027 | 2,824,990 | 6,269,038 | 8,159,101 | 2,071,861 |
| Finance | FIN EBS Replacement-R12 | 40118 | 15401118 | 11/22/2017 | GSD FY18B Capital Projects | 6,000,000 | 0 | 0 | 6,000,000 | 0 | 0 |
| Finance | FIN Affordbl Housing Commitmnt | 40119 | 15401119 | 10/22/2018 | GSD FY19B Capital Projects | 28,591,400 | 0 | 0 | 28,591,400 | 0 | 0 |
| Finance | FIN R12 Financial Software | 40119 | 15402119 | 10/22/2018 | GSD FY19B Capital Projects | 5,000,000 | 0 | 0 | 5,000,000 | 0 | 0 |
| Finance | FIN R12 Fincl Softw GG Backfil | 40119 | 15403119 | 10/22/2018 | GSD FY19B Capital Projects | 600,000 | 0 | 0 | 600,000 | 0 | 0 |
| Finance | FIN R12 FinSoftw MNPS Backfill | 40119 | 15404119 | 10/22/2018 | GSD FY19B Capital Projects | 400,000 | 0 | 0 | 400,000 | 0 | 0 |
| Finance | FIN R12 Assessment & Phase 2.1 | 40220 | 15400220 | 3/18/2020 | GSD FY20B Cap Projs RS2020-21 | 2,500,000 | 0 | 0 | 2,499,948 | 52 | 0 |
| Finance | FIN Emergency Response Fds | 40220 | 15401220 | 3/18/2020 | GSD FY20B Cap Projs RS2020-21 | 4,000,000 | 0 | 9,783 | 9,782 | 23,038 | 3,967,180 |
| Finance | FIN ITS Emergency Response Fds | 40220 | 15402220 | 3/18/2020 | GSD FY20B Cap Projs RS2020-21 | 948,850 | 0 | 0 | 948,850 | 0 | 0 |
| Finance | FIN PAR Tornado Damage Fds | 40220 | 15406220 | 3/18/2020 | GSD FY20B Cap Projs RS2020-21 | 0 | 0 | 0 | 0 | 0 | 0 |
| Finance | FIN FAR Tornado Damage Funds | 40220 | 15413220 | 3/18/2020 | GSD FY20B Cap Projs RS2020-21 | 200,000 | 0 | 0 | 0 | 200,000 | 0 |
| Finance | FIN GSR Bldgs Tornado Damage Funds | 40220 | 15414220 | 3/18/2020 | GSD FY20B Cap Projs RS2020-21 | 1,000,000 | 0 | 0 | 1,000,000 | 0 | 0 |
| Finance | FIN POL Tornado Damage Funds | 40220 | 15415220 | 3/18/2020 | GSD FY20B Cap Projs RS2020-21 | 500,000 | 0 | 0 | 0 | 0 | 500,000 |
| Finance | FIN PW Tornado Damage Funds | 40220 | 15417220 | 3/18/2020 | GSD FY20B Cap Projs RS2020-21 | 0 | 0 | 0 | 0 | 0 | 0 |
| FINANCE TOTALS | | | | | | 92,593,314 | 1,049,027 | 2,834,773 | 74,964,895 | 8,382,191 | 9,246,228 |
| | | | | | | | | | | | |
| Circuit Court Clerk | x-CIR Traffic Violation Mgt Sys | 40009 | 23401010 | 6/10/2009 | GSD FY10 Capital Projects Fund | 1,931,269 | 0 | 0 | 1,931,269 | 0 | 0 |
| CIRCUIT COURT CLERK TOTALS | | | | | | 1,931,269 | 0 | 0 | 1,931,269 | 0 | 0 |
| | | | | | | | | | | | |
| Juvenile Court | JUV JJC Process Program Mgr | 40021 | 26400021 | 3/3/2021 | GSD FY21 Cap Projs RS2021-757 | 450,000 | 113,983 | 113,983 | 449,844 | 0 | 156 |
| Juvenile Court | JUV JJC Port Trailer Addnl Court Area | 40021 | 26401021 | 3/3/2021 | GSD FY21 Cap Projs RS2021-757 | 750,000 | 0 | 0 | 750,000 | 0 | 0 |
| Juvenile Court | JUV New Facility-Juv Justice Ctr-Phase | 40022 | 26400022 | 12/8/2021 | GSD FY22 Cap Projs RS2021-120 | 30,000,000 | 690,562 | 1,583,837 | 17,753,303 | 9,548,038 | 2,698,659 |
| Juvenile Court | JUV New Juv Justice Ctr-Constr Phase | 40023 | 26400023 | 2/21/2023 | GSD FY23 Cap Projs RS2023-197 | 92,000,000 | 0 | 0 | 0 | 16,144,603 | 75,855,397 |
| Juvenile Court | JUV Juvenile Justice Ctr-Constrtn Phase | 40024 | 26400024 | 2/21/2024 | GSD FY24 Cap Projs RS2024-194 | 60,000,000 | 0 | 0 | 0 | 0 | 60,000,000 |
| Juvenile Court | x-JUV Transf CFC to Howard Bld | 40202 | 26402001 | 6/10/2009 | GSD Capital Improvement Plan | 140,000 | 0 | 0 | 0 | 0 | 140,000 |

Metropolitan Government of Nashville and Davidson County
Quarterly Financial Updates
Inception through September 2024
General Obligation Capital Projects

| Department Description | Business Unit Description | Fund Number | Business Unit / Job # | Project Approval Date | Fund Description | Budget | Period Actual Amount | YTD Actual | Inception to Date Actual | Encumbrnc Amount | Remaining Balance |
|------------------------|---|-------------|-----------------------|-----------------------|--------------------------------|--------------------|----------------------|------------------|--------------------------|-------------------|--------------------|
| | JUVENILE COURT TOTALS | | | | | 183,340,000 | 804,545 | 1,697,820 | 18,953,147 | 25,692,641 | 138,694,212 |
| Justc Intgrtn Srvc | x-JIS OJIES OpenJusInfoExchgSys | 40009 | 29401010 | 6/10/2009 | GSD FY10 Capital Projects Fund | 509,854 | 0 | 0 | 509,854 | 0 | 0 |
| | JUSTICE INTEGRATION SRVCS TOTALS | | | | | 509,854 | 0 | 0 | 509,854 | 0 | 0 |
| Sheriff | x-SHE CJC Inmate Shower Renov | 40009 | 30401010 | 6/10/2009 | GSD FY10 Capital Projects Fund | 396,593 | 0 | 0 | 396,593 | 0 | 0 |
| | SHERIFF TOTALS | | | | | 396,593 | 0 | 0 | 396,593 | 0 | 0 |
| Police | x-POL Facility Closeout | 40009 | 31402010 | 6/10/2009 | GSD FY10 Capital Projects Fund | 175,380 | 0 | 0 | 175,380 | 0 | 0 |
| Police | x-PO Records Mgt Software | 40009 | 31403010 | 6/10/2009 | GSD FY10 Capital Projects Fund | 1,489,164 | 0 | 0 | 1,489,164 | 0 | 0 |
| Police | x-POL Crime Lab FY10 Carry Fwd | 40009 | 31404010 | 6/10/2009 | GSD FY10 Capital Projects Fund | 509,575 | 0 | 0 | 509,575 | 0 | 0 |
| Police | x-POL SWAT Bomb Fleet | 40009 | 31405010 | 6/10/2009 | GSD FY10 Capital Projects Fund | 24,443 | 0 | 0 | 24,443 | 0 | 0 |
| Police | POL TrainingAcademyFacLst | 40009 | 31406010 | 6/10/2009 | GSD FY10 Capital Projects Fund | 698,000 | 0 | 0 | 698,000 | 0 | 0 |
| Police | x-POL West CF to FY10 | 40009 | 31407010 | 6/10/2009 | GSD FY10 Capital Projects Fund | 1,696,718 | 0 | 0 | 1,696,718 | 0 | 0 |
| Police | x-POL Plan Precincts | 40009 | 31408010 | 6/10/2009 | GSD FY10 Capital Projects Fund | 500,000 | 0 | 0 | 500,000 | 0 | 0 |
| Police | x-POL Crime Lab FY10 | 40009 | 31409010 | 6/10/2009 | GSD FY10 Capital Projects Fund | 12,483,212 | 0 | 0 | 12,483,212 | 0 | 0 |
| Police | POL West Precinct FY10 | 40009 | 31410010 | 6/10/2009 | GSD FY10 Capital Projects Fund | 11,222,060 | 0 | 0 | 11,222,060 | 0 | 0 |
| Police | x-POL Midtown Hills Land/Const | 40011 | 31402011 | 9/27/2010 | GSD FY11 Capital Projects Fund | 6,748,200 | 0 | 0 | 6,748,200 | 0 | 0 |
| Police | x-POL DNA/Crime Lab Equipment | 40013 | 31402013 | 6/19/2012 | GSD FY13 Capital Projects Fund | 3,913,899 | 0 | 0 | 3,913,899 | 0 | 0 |
| Police | x-POL IT Upgrades | 40013 | 31403013 | 6/19/2012 | GSD FY13 Capital Projects Fund | 1,988,253 | 0 | 0 | 1,988,253 | 0 | 0 |
| Police | x-POL/GSR DNA/Crime Lab Constr | 40013 | 31404013 | 6/19/2012 | GSD FY13 Capital Projects Fund | 4,000,000 | 0 | 0 | 4,000,000 | 0 | 0 |
| Police | x-POL Murfreesboro Rd Project | 40015 | 31401015 | 6/18/2014 | GSD FY15 Capital Projects | 3,208,934 | 0 | 0 | 3,208,934 | 0 | 0 |
| Police | POL South Police Precinct | 40016 | 31401016 | 6/10/2015 | GSD FY16 Capital Projects | 10,000,000 | 15,943 | 38,882 | 9,640,513 | 276,653 | 82,834 |
| Police | POL Family Justice Center | 40016 | 31402016 | 6/10/2015 | GSD FY16 Capital Projects | 13,993,576 | 0 | 0 | 13,993,576 | 0 | 0 |
| Police | POL Public Safety Campus-Murf | 40016 | 31403016 | 6/10/2015 | GSD FY16 Capital Projects | 655,886 | 0 | 0 | 655,886 | 0 | 0 |
| Police | POL Family Justice Center-ITS | 40016 | 31404016 | 6/10/2015 | GSD FY16 Capital Projects | 1,114,824 | 0 | 0 | 1,114,824 | 0 | 0 |
| Police | POL Body/Dash Cameras | 40018 | 31401018 | 6/14/2017 | GSD FY18 Capital Projects | 15,000,000 | 100,134 | 100,134 | 14,539,119 | 107,063 | 353,818 |
| Police | POL Southeast Police Precinct (Murf Rd) | 40021 | 31400021 | 6/10/2009 | GSD FY21 Cap Projs RS2021-757 | 12,000,000 | 764,195 | 1,239,338 | 1,859,173 | 10,001,149 | 139,678 |
| Police | POL AFIS Upgrade | 40021 | 31401021 | 3/3/2021 | GSD FY21 Cap Projs RS2021-757 | 4,000,000 | 0 | 0 | 0 | 2,535,000 | 1,465,000 |
| Police | POL Crime Lab Instrumentation Upgrade | 40021 | 31402021 | 3/3/2021 | GSD FY21 Cap Projs RS2021-757 | 3,500,000 | 27,689 | 27,689 | 1,379,593 | 73,489 | 2,046,918 |
| Police | POL Training Academy-Vehicle Op Cour | 40022 | 31400022 | 12/8/2021 | GSD FY22 Cap Projs RS2021-120 | 2,500,000 | 0 | 0 | 0 | 0 | 2,500,000 |
| Police | POL Training Acdmy-Utlty Safety Upgrad | 40022 | 31401022 | 12/8/2021 | GSD FY22 Cap Projs RS2021-120 | 5,000,000 | 0 | 0 | 323,467 | 0 | 4,676,533 |
| Police | POL Helicopter Hangar | 40022 | 31402022 | 12/8/2021 | GSD FY22 Cap Projs RS2021-120 | 250,000 | 0 | 0 | 0 | 0 | 250,000 |
| Police | POL Training Academy - Planning & Des | 40022 | 31403022 | 12/8/2021 | GSD FY22 Cap Projs RS2021-120 | 1,000,000 | 2,172 | 68,035 | 670,135 | 2,798 | 327,067 |
| Police | POL PTA Gun Range Planning / Design | 40023 | 31400023 | 2/21/2023 | GSD FY23 Cap Projs RS2023-197 | 1,000,000 | 0 | 0 | 0 | 0 | 1,000,000 |
| Police | POL Police Mounted Patrol Barn | 40023 | 31401023 | 2/21/2023 | GSD FY23 Cap Projs RS2023-197 | 4,000,000 | 0 | 0 | 0 | 4,000,000 | 0 |

Metropolitan Government of Nashville and Davidson County
Quarterly Financial Updates
Inception through September 2024
General Obligation Capital Projects

| Department Description | Business Unit Description | Fund Number | Business Unit / Job # | Project Approval Date | Fund Description | Budget | Period Actual Amount | YTD Actual | Inception to Date Actual | Encumbrnc Amount | Remaining Balance |
|------------------------|--|-------------|-----------------------|-----------------------|--|--------------------|----------------------|------------------|--------------------------|-------------------|-------------------|
| Police | POL Replace EoL Records Mgmt System | 40024 | 31401024 | 2/21/2024 | GSD FY24 Cap Projs RS2024-194 | 3,000,000 | 0 | 0 | 0 | 0 | 3,000,000 |
| Police | POL Assess Downtown Precint | 40202 | 31402001 | 3/3/2021 | GSD Capital Improvement Plan | 50,000 | 0 | 0 | 0 | 0 | 50,000 |
| Police | POL Replace 2 Helicopters | 40220 | 31400220 | 3/18/2020 | GSD FY20B Cap Projs RS2020-21 | 13,580,000 | 0 | 0 | 13,151,814 | 7,271 | 420,915 |
| Police | POL Mounted Patrol Barn Plan/Constr | 40220 | 31401220 | 3/18/2020 | GSD FY20B Cap Projs RS2020-21 | 1,620,000 | 100,546 | 123,006 | 906,159 | 700,046 | 13,795 |
| Police | POL Central Police Distr Const | 48113 | 31482113 | 2/12/2013 | USD FY13B Capital Projects | 3,988,108 | 0 | 0 | 3,988,108 | 0 | 0 |
| Police | POL Central Prec IT & Security | 48113 | 31483113 | 2/12/2013 | USD FY13B Capital Projects | 314,505 | 0 | 0 | 314,505 | 0 | 0 |
| | POLICE TOTALS | | | | | 145,224,737 | 1,010,679 | 1,597,084 | 111,194,710 | 17,703,469 | 16,326,558 |
| | | | | | | | | | | | |
| Fire | x-FIR Master Plan CF FY10 | 40009 | 32403010 | 6/10/2009 | GSD FY10 Capital Projects Fund | 10,782,441 | 0 | 0 | 10,782,441 | 0 | 0 |
| Fire | x-FIR Training Tower | 40009 | 32404010 | 6/10/2009 | GSD FY10 Capital Projects Fund | 700,000 | 0 | 0 | 700,000 | 0 | 0 |
| Fire | FIR Master Plan Implementation | 40011 | 32403011 | 9/27/2010 | GSD FY11 Capital Projects Fund | 7,500,000 | 0 | 0 | 7,500,000 | 0 | 0 |
| Fire | FIR 3800 Charlotte Move | 40011 | 32404011 | 9/27/2010 | GSD FY11 Capital Projects Fund | 860,000 | 0 | 0 | 860,000 | 0 | 0 |
| Fire | x-FIR Master Plan Implementati | 40013 | 32403013 | 6/19/2012 | GSD FY13 Capital Projects Fund | 12,000,000 | 0 | 0 | 12,000,000 | 0 | 0 |
| Fire | x-FIR Master Plan Implementatio | 40014 | 32403014 | 6/12/2013 | GSD FY14 Capital Projects | 10,000,000 | 0 | 0 | 10,000,000 | 0 | 0 |
| Fire | FIR Master Plan Implementation | 40015 | 32401015 | 6/18/2014 | GSD FY15 Capital Projects | 9,842,000 | 0 | 0 | 9,842,000 | 0 | 0 |
| Fire | FIR Major Equip/Mini Pumper | 40015 | 32402015 | 6/18/2014 | GSD FY15 Capital Projects | 2,000,000 | 0 | 0 | 2,000,000 | 0 | 0 |
| Fire | x-FIR Master Plan Implementation | 40016 | 32401016 | 6/10/2015 | GSD FY16 Capital Projects | 10,000,000 | 0 | 0 | 10,000,000 | 0 | 0 |
| Fire | FIR Fire Station 2 Replacement | 40021 | 32400021 | 3/3/2021 | GSD FY21 Cap Projs RS2021-757 | 14,000,000 | 0 | 0 | 0 | 0 | 14,000,000 |
| Fire | FIR Heavy Apparatus Replacement | 40021 | 32401021 | 3/3/2021 | GSD FY21 Cap Projs RS2021-757 | 15,000,000 | 0 | 0 | 14,899,756 | 0 | 100,244 |
| Fire | FIR Fire Station #25 | 40022 | 32400022 | 12/8/2021 | GSD FY22 Cap Projs RS2021-120 | 12,000,000 | 0 | 0 | 52,628 | 16,810 | 11,930,562 |
| Fire | FIR Fire Station #24 - Planning | 40022 | 32401022 | 12/8/2021 | GSD FY22 Cap Projs RS2021-120 | 1,000,000 | 0 | 0 | 16,899 | 25,291 | 957,810 |
| Fire | FIR Replace Heavy Apparatus | 40022 | 32402022 | 12/8/2021 | GSD FY22 Cap Projs RS2021-120 | 15,000,000 | 0 | 0 | 7,987,300 | 0 | 7,012,700 |
| Fire | FIR Major Repair / Maintenance | 40022 | 32403022 | 12/8/2021 | GSD FY22 Cap Projs RS2021-120 | 1,000,000 | 0 | 0 | 169,585 | 830,415 | 0 |
| Fire | FIR Station #2 / Cost Escaltn & Mixed Us | 40023 | 32400023 | 2/21/2023 | GSD FY23 Cap Projs RS2023-197 | 11,000,000 | 0 | 0 | 0 | 0 | 11,000,000 |
| Fire | FIR MstrPlan-New Station-Planning/Des | 40023 | 32401023 | 2/21/2023 | GSD FY23 Cap Projs RS2023-197 | 250,000 | 0 | 0 | 7,192 | 4,763 | 238,045 |
| Fire | FIR New Fire Station #24 | 40024 | 32401024 | 2/21/2024 | GSD FY24 Cap Projs RS2024-194 | 15,000,000 | 0 | 0 | 0 | 0 | 15,000,000 |
| Fire | FIR Fire Station #25 Closeout | 40024 | 32402024 | 2/21/2024 | GSD FY24 Cap Projs RS2024-194 | 6,000,000 | 0 | 1,500 | 1,500 | 0 | 5,998,500 |
| Fire | FIR Major Repair / Maintenance | 40024 | 32403024 | 2/21/2024 | GSD FY24 Cap Projs RS2024-194 | 2,000,000 | 0 | 0 | 867,075 | 1,345,725 | (212,800) |
| Fire | FIR Relocate Firehouse | 40202 | 32402001 | 6/10/2009 | GSD Capital Improvement Plan | 50,000 | 0 | 0 | 46,500 | 0 | 3,500 |
| Fire | FIR Firefighter Monument | 40202 | 32402002 | 6/10/2009 | GSD Capital Improvement Plan | 50,000 | 0 | 0 | 0 | 0 | 50,000 |
| Fire | FIR Replace Fire Stations 2 25 | 40220 | 32400220 | 3/18/2020 | GSD FY20B Cap Projs RS2020-21 | 1,250,000 | 0 | 350 | 928,335 | 76,275 | 245,390 |
| Fire | FIR USD Station 35 | 48009 | 32405010 | 6/10/2009 | USD FY10 Capital Projects Fund | 2,000,000 | 0 | 0 | 2,000,000 | 0 | 0 |
| Fire | x-FIR USD Equipment | 48009 | 32491010 | 6/10/2009 | USD FY10 Capital Projects Fund | 91,386 | 0 | 0 | 91,386 | 0 | 0 |
| | FIRE TOTALS | | | | | 159,375,827 | 0 | 1,850 | 90,752,597 | 2,299,279 | 66,323,951 |
| | | | | | * Overage due to Encumbrances. Negative Balance will Clear as Actual Payments are Made or Encumbrances are Cancelled. | | | | | | |
| Codes Admin | COD Tech for KIVA Syst Upgrade | 40013 | 33401013 | 6/19/2012 | GSD FY13 Capital Projects Fund | 4,711,397 | 0 | 0 | 4,170,219 | 0 | 541,178 |
| | CODES ADMINISTRATION TOTALS | | | | | 4,711,397 | 0 | 0 | 4,170,219 | 0 | 541,178 |

Metropolitan Government of Nashville and Davidson County
 Quarterly Financial Updates
 Inception through September 2024
 General Obligation Capital Projects

| Department Description | Business Unit Description | Fund Number | Business Unit / Job # | Project Approval Date | Fund Description | Budget | Period Actual Amount | YTD Actual | Inception to Date Actual | Encumbrnc Amount | Remaining Balance |
|------------------------|---|-------------|-----------------------|-----------------------|--------------------------------|-------------------|----------------------|------------|--------------------------|------------------|-------------------|
| Health | x-HEA East Clinic Mech HVAC | 40009 | 38401010 | 6/10/2009 | GSD FY10 Capital Projects Fund | 125,886 | 0 | 0 | 125,886 | 0 | 0 |
| Health | x-HEA Lentz Public Health Ctr | 40113 | 38401113 | 2/12/2013 | GSD FY13B Capital Projects | 29,533,841 | 0 | 0 | 29,533,841 | 0 | 0 |
| Health | HEA Replace Woodbine Clinic Planning | 40220 | 38400220 | 3/18/2020 | GSD FY20B Cap Projs RS2020-21 | 1,000,000 | 0 | 0 | 36,679 | 3,000 | 960,321 |
| HEALTH TOTALS | | | | | | 30,659,727 | 0 | 0 | 29,696,406 | 3,000 | 960,321 |
| Public Library | x-LIB Goodlettsville Librar | 40009 | 39401010 | 6/10/2009 | GSD FY10 Capital Projects Fund | 5,242,874 | 0 | 0 | 5,242,874 | 0 | 0 |
| Public Library | x-LIB Bellevue Lib PlanningLand | 40011 | 39401011 | 9/27/2010 | GSD FY11 Capital Projects Fund | 1,081,683 | 0 | 0 | 1,081,683 | 0 | 0 |
| Public Library | LIB Bellevue Lib Constr/Equip | 40013 | 39401013 | 6/19/2012 | GSD FY13 Capital Projects Fund | 8,928,733 | 0 | 0 | 8,928,733 | 0 | 0 |
| Public Library | x-LIB Archive Planning | 40013 | 39401113 | 6/19/2012 | GSD FY13 Capital Projects Fund | 500,000 | 0 | 0 | 500,000 | 0 | 0 |
| Public Library | LIB Archive Renov Main Library | 40013 | 39401213 | 6/19/2012 | GSD FY13 Capital Projects Fund | 1,939,867 | 0 | 0 | 1,939,862 | 0 | 5 |
| Public Library | x-LIB Miscellaneous Maintenance | 40014 | 39401014 | 6/12/2013 | GSD FY14 Capital Projects | 3,999,736 | 0 | 0 | 3,999,736 | 0 | 0 |
| Public Library | x-LIB Limitless Library MS | 40014 | 39402014 | 6/12/2013 | GSD FY14 Capital Projects | 1,000,000 | 0 | 0 | 1,000,000 | 0 | 0 |
| Public Library | x-LIB Miscellaneous Maintenance | 40015 | 39401015 | 6/18/2014 | GSD FY15 Capital Projects | 4,421,717 | 0 | 0 | 4,421,717 | 0 | 0 |
| Public Library | LIB Limitless Library Upgrade | 40015 | 39402015 | 6/18/2014 | GSD FY15 Capital Projects | 1,000,000 | 0 | 0 | 1,000,000 | 0 | 0 |
| Public Library | x-LIB Miscellaneous Maintenance | 40016 | 39401016 | 6/10/2015 | GSD FY16 Capital Projects | 1,992,061 | 0 | 0 | 1,992,061 | 0 | 0 |
| Public Library | LIB Limitless Library Upgrade | 40016 | 39402016 | 6/10/2015 | GSD FY16 Capital Projects | 1,000,000 | 0 | 0 | 1,000,000 | 0 | 0 |
| Public Library | LIB Maintenance | 40017 | 39401017 | 6/22/2016 | GSD FY17 Capital Projects | 4,000,000 | 4,695 | 10,400 | 3,982,633 | 17,367 | 0 |
| Public Library | LIB New Donelson Library | 40017 | 39402017 | 6/22/2016 | GSD FY17 Capital Projects | 9,023,593 | 0 | 0 | 8,986,528 | 25,341 | 11,724 |
| Public Library | LIB New Donelson Library-ITS | 40017 | 39442017 | 6/22/2016 | GSD FY17 Capital Projects | 126,365 | 0 | 12,383 | 126,365 | 0 | 0 |
| Public Library | LIB Planning - Hadley Park | 40018 | 39401018 | 6/14/2017 | GSD FY18 Capital Projects | 500,000 | 0 | 0 | 16,436 | 2,195 | 481,369 |
| Public Library | LIB General Maintenance | 40021 | 39400021 | 3/3/2021 | GSD FY21 Cap Projs RS2021-757 | 1,700,000 | 269,239 | 332,694 | 1,279,869 | 119,025 | 301,106 |
| Public Library | LIB Major Repairs Systemwide | 40022 | 39400022 | 12/8/2021 | GSD FY22 Cap Projs RS2021-120 | 4,000,000 | 68,285 | 85,856 | 1,004,059 | 964,304 | 2,031,637 |
| Public Library | LIB Master Plan - Richland Campus | 40022 | 39401022 | 12/8/2021 | GSD FY22 Cap Projs RS2021-120 | 250,000 | 0 | 0 | 0 | 0 | 250,000 |
| Public Library | LIB Master Plan - Hadley Park Branch | 40022 | 39402022 | 12/8/2021 | GSD FY22 Cap Projs RS2021-120 | 250,000 | 0 | 0 | 22,500 | 9,616 | 217,884 |
| Public Library | LIB PB Bordeaux Library Land Acquis | 40022 | 39402122 | 12/8/2021 | GSD FY22 Cap Projs RS2021-120 | 2,700 | 0 | 0 | 2,700 | 0 | 0 |
| Public Library | LIB PB Looby Commty Ctr Library Garde | 40022 | 39402222 | 12/8/2021 | GSD FY22 Cap Projs RS2021-120 | 50,000 | 0 | 0 | 35,882 | 0 | 14,118 |
| Public Library | LIB Main Library Infrastructure Repairs | 40022 | 39403022 | 12/8/2021 | GSD FY22 Cap Projs RS2021-120 | 5,000,000 | 0 | 0 | 53,744 | 279,198 | 4,667,058 |
| Public Library | LIB Major Maintenance | 40023 | 39403022 | 2/21/2023 | GSD FY23 Cap Projs RS2023-197 | 4,275,000 | 459,548 | 459,548 | 1,905,085 | 404,025 | 1,965,890 |
| Public Library | LIB PEG Studio Relo - Planning / Design | 40023 | 39403022 | 2/21/2023 | GSD FY23 Cap Projs RS2023-197 | 500,000 | 0 | 0 | 839 | 0 | 499,161 |
| Public Library | LIB Hadley Library Design | 40023 | 39403022 | 2/21/2023 | GSD FY23 Cap Projs RS2023-197 | 500,000 | 0 | 0 | 0 | 0 | 500,000 |
| Public Library | LIB Cohn School Design | 40023 | 39403022 | 2/21/2023 | GSD FY23 Cap Projs RS2023-197 | 500,000 | 0 | 0 | 0 | 0 | 500,000 |
| Public Library | LIB Green Hills Branch - Renovation | 40024 | 39401024 | 2/21/2024 | GSD FY24 Cap Projs RS2024-194 | 4,341,000 | 0 | 0 | 0 | 0 | 4,341,000 |
| Public Library | LIB Hermitage Branch - Renovation | 40024 | 39402024 | 2/21/2024 | GSD FY24 Cap Projs RS2024-194 | 4,306,000 | 0 | 0 | 0 | 0 | 4,306,000 |
| Public Library | LIB Facility Mstr Plan - Major Maint/Repa | 40024 | 39403024 | 2/21/2024 | GSD FY24 Cap Projs RS2024-194 | 5,028,000 | 0 | 0 | 0 | 0 | 5,028,000 |
| Public Library | LIB Richland Library - Design Phases | 40024 | 39404024 | 2/21/2024 | GSD FY24 Cap Projs RS2024-194 | 750,000 | 0 | 0 | 0 | 0 | 750,000 |
| Public Library | LIB Hadley Park Library - Design Phases | 40024 | 39405024 | 2/21/2024 | GSD FY24 Cap Projs RS2024-194 | 750,000 | 0 | 0 | 0 | 0 | 750,000 |

Metropolitan Government of Nashville and Davidson County
Quarterly Financial Updates
Inception through September 2024
General Obligation Capital Projects

| Department Description | Business Unit Description | Fund Number | Business Unit / Job # | Project Approval Date | Fund Description | Budget | Period Actual Amount | YTD Actual | Inception to Date Actual | Encumbrnc Amount | Remaining Balance |
|------------------------------|---------------------------------|-------------|-----------------------|-----------------------|--------------------------------|--|----------------------|----------------|--------------------------|------------------|-------------------|
| Public Library | LIB Facilities Master Plan | 40118 | 39401118 | 11/22/2017 | GSD FY18B Capital Projects | 2,000,000 | 0 | 0 | 1,980,514 | 17 | 19,469 |
| Public Library | LIB Richland Park Branch Plan | 40119 | 39401119 | 10/22/2018 | GSD FY19B Capital Projects | 200,000 | 0 | 0 | 39,281 | 0 | 160,719 |
| Public Library | LIB Library Main Renovations | 40119 | 39402119 | 10/22/2018 | GSD FY19B Capital Projects | 500,000 | 0 | 0 | 502,150 | 0 | (2,150) |
| PUBLIC LIBRARY TOTALS | | | | | | 79,659,329 | 801,767 | 900,881 | 51,045,251 | 1,821,088 | 26,792,990 |
| | | | | | | ** Overage due to Mis-Applied Payment and is in the Process of Being Corrected. | | | | | |
| Parks | x-PAR General Park Improvement | 40009 | 40402010 | 6/10/2009 | GSD FY10 Capital Projects Fund | 151,000 | 0 | 0 | 145,366 | 0 | 5,634 |
| Parks | x-PAR Greenway Downtown | 40009 | 40403010 | 6/10/2009 | GSD FY10 Capital Projects Fund | 379,327 | 0 | 0 | 379,327 | 0 | 0 |
| Parks | x-PAR Greenway Harpeth | 40009 | 40404010 | 6/10/2009 | GSD FY10 Capital Projects Fund | 600,702 | 0 | 0 | 600,702 | 0 | 0 |
| Parks | x-PAR Greenway Open Space | 40009 | 40405010 | 6/10/2009 | GSD FY10 Capital Projects Fund | 125,000 | 0 | 0 | 125,000 | 0 | 0 |
| Parks | x-PAR Greenway Opry Mills | 40009 | 40406010 | 6/10/2009 | GSD FY10 Capital Projects Fund | 250,000 | 0 | 0 | 250,000 | 0 | 0 |
| Parks | PAR Greenway Mill Creek | 40009 | 40407010 | 6/10/2009 | GSD FY10 Capital Projects Fund | 449,000 | 0 | 1,566 | 449,000 | 0 | 0 |
| Parks | x-PAR Greenway Richland | 40009 | 40408010 | 6/10/2009 | GSD FY10 Capital Projects Fund | 527,000 | 0 | 0 | 527,000 | 0 | 0 |
| Parks | x-PAR Harpeth Soccer | 40009 | 40409010 | 6/10/2009 | GSD FY10 Capital Projects Fund | 85,000 | 0 | 0 | 85,000 | 0 | 0 |
| Parks | x-PAR Joelton Grant Match | 40009 | 40410010 | 6/10/2009 | GSD FY10 Capital Projects Fund | 500,000 | 0 | 0 | 500,000 | 0 | 0 |
| Parks | PAR Land Acq Antioch | 40009 | 40411010 | 6/10/2009 | GSD FY10 Capital Projects Fund | 650,000 | 0 | 0 | 649,852 | 148 | 0 |
| Parks | x-PAR Land Acq Heartland Mill | 40009 | 40412010 | 6/10/2009 | GSD FY10 Capital Projects Fund | 252,990 | 0 | 0 | 252,990 | 0 | 0 |
| Parks | x-PAR Land Acq Warner | 40009 | 40413010 | 6/10/2009 | GSD FY10 Capital Projects Fund | 1,500,000 | 0 | 0 | 1,500,000 | 0 | 0 |
| Parks | x-PAR McCabe Center | 40009 | 40414010 | 6/10/2009 | GSD FY10 Capital Projects Fund | 4,099,565 | 0 | 0 | 4,099,565 | 0 | 0 |
| Parks | x-PAR Warner Youth Sports Field | 40009 | 40417010 | 6/10/2009 | GSD FY10 Capital Projects Fund | 400,000 | 0 | 0 | 400,000 | 0 | 0 |
| Parks | PAR Plan SE with Health | 40009 | 40419010 | 6/10/2009 | GSD FY10 Capital Projects Fund | 500,000 | 0 | 0 | 500,000 | 0 | 0 |
| Parks | x-PAR New Sevier Community Ctr | 40011 | 40402011 | 9/27/2010 | GSD FY11 Capital Projects Fund | 3,998,167 | 0 | 0 | 3,998,167 | 0 | 0 |
| Parks | x-PAR Greenway Projects | 40011 | 40403011 | 9/27/2010 | GSD FY11 Capital Projects Fund | 3,250,000 | 0 | 0 | 3,249,995 | 0 | 5 |
| Parks | x-PAR Open Space Revolving Fund | 40011 | 40405011 | 9/27/2010 | GSD FY11 Capital Projects Fund | 5,000,000 | 0 | 0 | 5,000,000 | 0 | 0 |
| Parks | x-PAR Centennial Prk MasterPlan | 40011 | 40406011 | 9/27/2010 | GSD FY11 Capital Projects Fund | 499,713 | 0 | 0 | 499,713 | 0 | 0 |
| Parks | x-PAR Two Rivers Mansion Reno | 40011 | 40407011 | 9/27/2010 | GSD FY11 Capital Projects Fund | 750,000 | 0 | 0 | 750,000 | 0 | 0 |
| Parks | x-PAR Sportsplex Renovations | 40011 | 40408011 | 9/27/2010 | GSD FY11 Capital Projects Fund | 1,999,997 | 0 | 0 | 1,999,997 | 0 | 0 |
| Parks | x-PAR Fairgrounds Park Plan/Dev | 40011 | 40409011 | 9/27/2010 | GSD FY11 Capital Projects Fund | 2,000,000 | 0 | 0 | 2,000,000 | 0 | 0 |
| Parks | x-PAR Joelton Park Improvements | 40011 | 40410011 | 9/27/2010 | GSD FY11 Capital Projects Fund | 250,000 | 0 | 0 | 250,000 | 0 | 0 |
| Parks | x-PAR Warner Park Local Match | 40011 | 40413011 | 9/27/2010 | GSD FY11 Capital Projects Fund | 308,658 | 0 | 0 | 308,658 | 0 | 0 |
| Parks | x-PAR Shelby Park Master Plan | 40011 | 40414011 | 9/27/2010 | GSD FY11 Capital Projects Fund | 993,959 | 0 | 0 | 993,959 | 0 | 0 |
| Parks | x-PAR North Nashville Greenway | 40011 | 40415011 | 9/27/2010 | GSD FY11 Capital Projects Fund | 1,601,800 | 0 | 0 | 1,601,800 | 0 | 0 |
| Parks | PAR Greenway Projects | 40013 | 40401013 | 6/19/2012 | GSD FY13 Capital Projects Fund | 3,915,866 | 0 | 0 | 3,915,866 | 0 | 0 |
| Parks | x-PAR Two Rivers | 40013 | 40402013 | 6/19/2012 | GSD FY13 Capital Projects Fund | 500,000 | 0 | 0 | 500,000 | 0 | 0 |
| Parks | x-PAR Centennial Prk MasterPlan | 40013 | 40403013 | 6/19/2012 | GSD FY13 Capital Projects Fund | 2,000,000 | 0 | 0 | 2,000,000 | 0 | 0 |
| Parks | x-PAR Shelby Park Master Plan | 40013 | 40404013 | 6/19/2012 | GSD FY13 Capital Projects Fund | 2,484,813 | 0 | 0 | 2,484,813 | 0 | 0 |
| Parks | x-PAR Mountain Bike | 40013 | 40405013 | 6/19/2012 | GSD FY13 Capital Projects Fund | 969,087 | 0 | 0 | 969,087 | 0 | 0 |
| Parks | x-PAR Centennial Sportsplex | 40013 | 40406013 | 6/19/2012 | GSD FY13 Capital Projects Fund | 1,039,294 | 0 | 0 | 1,039,294 | 0 | 0 |

Metropolitan Government of Nashville and Davidson County
Quarterly Financial Updates
Inception through September 2024
General Obligation Capital Projects

| Department Description | Business Unit Description | Fund Number | Business Unit / Job # | Project Approval Date | Fund Description | Budget | Period Actual Amount | YTD Actual | Inception to Date Actual | Encumbrnc Amount | Remaining Balance |
|------------------------|----------------------------------|-------------|-----------------------|-----------------------|--------------------------------|------------|----------------------|------------|--------------------------|------------------|-------------------|
| Parks | x-PAR Ft Nashborough | 40013 | 40407013 | 6/19/2012 | GSD FY13 Capital Projects Fund | 993,244 | 0 | 0 | 993,244 | 0 | 0 |
| Parks | PAR Dog Parks | 40013 | 40408013 | 6/19/2012 | GSD FY13 Capital Projects Fund | 974,162 | 0 | 0 | 974,162 | 0 | 0 |
| Parks | PAR Deferred Maintenance | 40013 | 40409013 | 6/19/2012 | GSD FY13 Capital Projects Fund | 5,914,804 | 0 | 0 | 5,910,580 | 0 | 4,224 |
| Parks | PAR Open Space Riverfront Devl | 40013 | 40410013 | 6/19/2012 | GSD FY13 Capital Projects Fund | 14,868,585 | 0 | 0 | 14,868,585 | 0 | 0 |
| Parks | x-PAR North Nashville Greenway | 40013 | 40411013 | 6/19/2012 | GSD FY13 Capital Projects Fund | 2,013,655 | 0 | 0 | 2,013,655 | 0 | 0 |
| Parks | x-PAR Greenway Projects | 40014 | 40401014 | 6/12/2013 | GSD FY14 Capital Projects | 2,962,901 | 0 | 0 | 2,962,901 | 0 | 0 |
| Parks | PAR Centennial Prk Master Plan | 40014 | 40403014 | 6/12/2013 | GSD FY14 Capital Projects | 1,500,000 | 0 | 8,716 | 1,500,000 | 0 | 0 |
| Parks | PAR Shelby Park Master Plan | 40014 | 40404014 | 6/12/2013 | GSD FY14 Capital Projects | 1,177,570 | 0 | 0 | 1,177,570 | 0 | 0 |
| Parks | x-PAR Centennial Sportsplex | 40014 | 40406014 | 6/12/2013 | GSD FY14 Capital Projects | 1,000,000 | 0 | 0 | 1,000,000 | 0 | 0 |
| Parks | PAR Deferred Maintenance | 40014 | 40409014 | 6/12/2013 | GSD FY14 Capital Projects | 9,982,430 | 0 | 0 | 9,950,646 | 28,034 | 3,750 |
| Parks | x-PAR Open Space Riverfront Dev | 40014 | 40410014 | 6/12/2013 | GSD FY14 Capital Projects | 24,500,000 | 0 | 0 | 24,500,000 | 0 | 0 |
| Parks | x-PAR Nashville Zoo | 40014 | 40411014 | 6/12/2013 | GSD FY14 Capital Projects | 5,000,000 | 0 | 0 | 5,000,000 | 0 | 0 |
| Parks | x-PAR First Ave / Riverfront | 40014 | 40420014 | 6/12/2013 | GSD FY14 Capital Projects | 500,000 | 0 | 0 | 500,000 | 0 | 0 |
| Parks | PAR Greenway Projects | 40015 | 40401015 | 6/18/2014 | GSD FY15 Capital Projects | 3,000,000 | (6,623) | 0 | 2,993,377 | 6,623 | 0 |
| Parks | PAR Warner Park Master Plan | 40015 | 40402015 | 6/18/2014 | GSD FY15 Capital Projects | 4,946,183 | 0 | 0 | 4,946,183 | 0 | 0 |
| Parks | PAR CentennialPark Master Plan | 40015 | 40403015 | 6/18/2014 | GSD FY15 Capital Projects | 4,000,000 | 0 | 0 | 4,000,000 | 0 | 0 |
| Parks | PAR Open Space | 40015 | 40404015 | 6/18/2014 | GSD FY15 Capital Projects | 1,700,000 | 0 | 0 | 1,463,451 | 0 | 236,549 |
| Parks | PAR Stones River/Ravenwood | 40015 | 40405015 | 6/18/2014 | GSD FY15 Capital Projects | 2,500,000 | 0 | 0 | 2,409,385 | 13,108 | 77,507 |
| Parks | PAR Deferred Maintenance | 40015 | 40406015 | 6/18/2014 | GSD FY15 Capital Projects | 8,057,430 | 13,189 | 19,334 | 7,966,130 | 99,672 | (8,372) |
| Parks | x-PAR Master Plan Update | 40015 | 40407015 | 6/18/2014 | GSD FY15 Capital Projects | 468,050 | 0 | 0 | 468,050 | 0 | 0 |
| Parks | PAR Madison/SE Community Ctr | 40015 | 40408015 | 6/18/2014 | GSD FY15 Capital Projects | 996,387 | 0 | 0 | 996,387 | 0 | 0 |
| Parks | x-PAR Nashville Zoo | 40015 | 40409015 | 6/18/2014 | GSD FY15 Capital Projects | 10,000,000 | 0 | 0 | 10,000,000 | 0 | 0 |
| Parks | PAR Greenway Projects | 40016 | 40401016 | 6/10/2015 | GSD FY16 Capital Projects | 5,000,000 | 6,623 | 34,280 | 4,092,130 | 727,142 | 180,728 |
| Parks | PAR Open Space | 40016 | 40402016 | 6/10/2015 | GSD FY16 Capital Projects | 18,000,000 | 0 | 0 | 17,895,580 | 0 | 104,420 |
| Parks | PAR Maintenance | 40016 | 40403016 | 6/10/2015 | GSD FY16 Capital Projects | 5,042,832 | 0 | 0 | 5,042,829 | 3 | 0 |
| Parks | PAR Madison Community Ctr | 40016 | 40404016 | 6/10/2015 | GSD FY16 Capital Projects | 8,958,317 | 0 | 0 | 8,958,317 | 0 | 0 |
| Parks | PAR Southeast Community Ctr | 40016 | 40405016 | 6/10/2015 | GSD FY16 Capital Projects | 2,998,851 | 0 | 0 | 2,998,851 | 0 | 0 |
| Parks | PAR Hadley Tennis Ctr | 40016 | 40406016 | 6/10/2015 | GSD FY16 Capital Projects | 1,000,000 | 0 | 0 | 1,000,000 | 0 | 0 |
| Parks | PAR Una Antioch | 40016 | 40407016 | 6/10/2015 | GSD FY16 Capital Projects | 1,000,000 | 0 | 0 | 1,000,000 | 0 | 0 |
| Parks | PAR Nashville Zoo | 40016 | 40408016 | 6/10/2015 | GSD FY16 Capital Projects | 10,000,000 | 0 | 0 | 10,000,000 | 0 | 0 |
| Parks | PAR Greenways | 40017 | 40401017 | 6/22/2016 | GSD FY17 Capital Projects | 5,000,000 | 11,747 | 25,240 | 4,007,511 | 348,861 | 643,628 |
| Parks | PAR Smith Springs Commty Ctr | 40017 | 40402017 | 6/22/2016 | GSD FY17 Capital Projects | 7,000,000 | 0 | 0 | 7,000,000 | 0 | 0 |
| Parks | PAR Centennial Park | 40017 | 40403017 | 6/22/2016 | GSD FY17 Capital Projects | 5,000,000 | 193 | 156,544 | 4,557,216 | 265,812 | 176,972 |
| Parks | PAR Land Acquisition | 40017 | 40404017 | 6/22/2016 | GSD FY17 Capital Projects | 5,000,000 | 0 | 0 | 4,986,057 | 0 | 13,943 |
| Parks | PAR Soccer Fields | 40017 | 40405017 | 6/22/2016 | GSD FY17 Capital Projects | 2,884,012 | 0 | 0 | 2,884,012 | 0 | 0 |
| Parks | PAR Maintenance/Small Park Imp | 40017 | 40406017 | 6/22/2016 | GSD FY17 Capital Projects | 10,115,988 | 4,261 | 94,528 | 9,288,929 | 199,302 | 627,757 |
| Parks | PAR SoccerFields/Greenways-BFC | 40017 | 40415017 | 6/22/2016 | GSD FY17 Capital Projects | 3,000,000 | 0 | 0 | 3,000,000 | 0 | 0 |
| Parks | X-PAR Hadley Tennis Bubble | 40018 | 40401018 | 6/14/2017 | GSD FY18 Capital Projects | 1,300,000 | 0 | 0 | 1,300,000 | 0 | 0 |
| Parks | X-PAR Antioch Commty Ctr Renovat | 40018 | 40402018 | 6/14/2017 | GSD FY18 Capital Projects | 700,000 | 0 | 0 | 700,000 | 0 | 0 |

Metropolitan Government of Nashville and Davidson County
Quarterly Financial Updates
Inception through September 2024
General Obligation Capital Projects

| Department Description | Business Unit Description | Fund Number | Business Unit / Job # | Project Approval Date | Fund Description | Budget | Period Actual Amount | YTD Actual | Inception to Date Actual | Encumbrnc Amount | Remaining Balance |
|------------------------|---|-------------|-----------------------|-----------------------|-------------------------------|------------|----------------------|------------|--------------------------|------------------|-------------------|
| Parks | x-PAR Fairground Soccer Greenway | 40018 | 40403018 | 6/14/2017 | GSD FY18 Capital Projects | 3,000,000 | 0 | 0 | 3,000,000 | 0 | 0 |
| Parks | PAR Plan/Design Projects | 40018 | 40404018 | 6/14/2017 | GSD FY18 Capital Projects | 1,000,000 | 0 | 0 | 680,280 | 36,483 | 283,237 |
| Parks | PAR Bellevue Community Ctr | 40018 | 40405018 | 6/14/2017 | GSD FY18 Capital Projects | 10,800,000 | 0 | 0 | 10,800,000 | 0 | 0 |
| Parks | PAR Bldgs-Repair/Replace Mechanical | 40021 | 40400021 | 3/3/2021 | GSD FY21 Cap Projs RS2021-757 | 2,000,000 | 167,248 | 252,227 | 391,316 | 1,302,529 | 306,155 |
| Parks | PAR Shelby Pk Brdg Repr Lake Sevier | 40021 | 40401021 | 3/3/2021 | GSD FY21 Cap Projs RS2021-757 | 350,000 | 0 | 0 | 304,220 | 19,912 | 25,868 |
| Parks | PAR Ascend Amphitheater - Elec Work | 40021 | 40402021 | 3/3/2021 | GSD FY21 Cap Projs RS2021-757 | 1,200,000 | 0 | 0 | 1,139,984 | 12,510 | 47,506 |
| Parks | PAR Park Lighting | 40021 | 40403021 | 3/3/2021 | GSD FY21 Cap Projs RS2021-757 | 1,000,000 | 0 | 0 | 1,000,000 | 0 | 0 |
| Parks | PAR Playgrounds Systemwide | 40021 | 40404021 | 3/3/2021 | GSD FY21 Cap Projs RS2021-757 | 1,000,000 | 4,997 | 61,498 | 856,165 | 39,671 | 104,164 |
| Parks | PAR HVAC Park Facilities | 40021 | 40405021 | 3/3/2021 | GSD FY21 Cap Projs RS2021-757 | 150,000 | 0 | 6,423 | 143,521 | 3,590 | 2,889 |
| Parks | PAR Warner Fence Replacement | 40021 | 40406021 | 3/3/2021 | GSD FY21 Cap Projs RS2021-757 | 85,000 | 0 | 0 | 85,000 | 0 | 0 |
| Parks | PAR Greenway Bridge Repairs | 40021 | 40407021 | 3/3/2021 | GSD FY21 Cap Projs RS2021-757 | 100,000 | 0 | 0 | 0 | 0 | 100,000 |
| Parks | PAR Antioch Greenway | 40021 | 40408021 | 3/3/2021 | GSD FY21 Cap Projs RS2021-757 | 85,000 | 0 | 0 | 0 | 0 | 85,000 |
| Parks | PAR Fort Negley Repairs | 40021 | 40409021 | 3/3/2021 | GSD FY21 Cap Projs RS2021-757 | 1,000,000 | 0 | 0 | 914,260 | 4,365 | 81,375 |
| Parks | PAR Greenway Charlotte Corridor | 40021 | 40411021 | 3/3/2021 | GSD FY21 Cap Projs RS2021-757 | 9,520,000 | 0 | 0 | 0 | 0 | 9,520,000 |
| Parks | PAR EAB Park Tree Inventory | 40021 | 40412021 | 3/3/2021 | GSD FY21 Cap Projs RS2021-757 | 750,000 | 0 | 14,095 | 698,216 | 50,696 | 1,088 |
| Parks | PAR Bells Bend Property | 40021 | 40413021 | 3/3/2021 | GSD FY21 Cap Projs RS2021-757 | 2,000,000 | 0 | 0 | 1,519,441 | 0 | 480,559 |
| Parks | PAR Clinton Fisk Park Imprvmnts | 40021 | 40414021 | 3/3/2021 | GSD FY21 Cap Projs RS2021-757 | 750,000 | 0 | 48,586 | 750,000 | 0 | 0 |
| Parks | PAR Old Hickory Comm Ctr Playground | 40021 | 40415021 | 3/3/2021 | GSD FY21 Cap Projs RS2021-757 | 3,400,000 | 572,343 | 677,425 | 2,028,418 | 1,304,782 | 66,800 |
| Parks | PAR Fair Park - Phase II | 40021 | 40416021 | 3/3/2021 | GSD FY21 Cap Projs RS2021-757 | 7,000,000 | 15,898 | 33,686 | 5,313,381 | 1,259,157 | 427,462 |
| Parks | PAR PB Looby Center Gym-A/C | 40021 | 40441121 | 3/3/2021 | GSD FY21 Cap Projs RS2021-757 | 0 | 0 | 0 | 0 | 0 | 0 |
| Parks | PAR PB Hartman Park-Bathroom Facility | 40021 | 40441221 | 3/3/2021 | GSD FY21 Cap Projs RS2021-757 | 394,618 | 14,063 | 14,063 | 64,211 | 274,522 | 55,885 |
| Parks | PAR PB Hartman Park Playground | 40021 | 40441321 | 3/3/2021 | GSD FY21 Cap Projs RS2021-757 | 328,030 | 0 | 0 | 328,030 | 0 | 0 |
| Parks | PAR PB Hartman Park Landscape Upgr | 40021 | 40441421 | 3/3/2021 | GSD FY21 Cap Projs RS2021-757 | 0 | 0 | 0 | 0 | 0 | 0 |
| Parks | PAR PB Bordx Gardens-Playgrnd/Pavilic | 40021 | 40441521 | 3/3/2021 | GSD FY21 Cap Projs RS2021-757 | 504,525 | 7,971 | 7,971 | 487,842 | 16,836 | (153) |
| Parks | PAR Wharf Park - 88 Hermitage Acq | 40022 | 40400022 | 12/8/2021 | GSD FY22 Cap Projs RS2021-120 | 20,000,000 | 0 | 0 | 20,000,000 | 0 | 0 |
| Parks | PAR Wharf Park - Design | 40022 | 40401022 | 12/8/2021 | GSD FY22 Cap Projs RS2021-120 | 3,000,000 | 0 | 0 | 0 | 0 | 3,000,000 |
| Parks | PAR Old Hickory Commty Ctr | 40022 | 40402022 | 12/8/2021 | GSD FY22 Cap Projs RS2021-120 | 13,400,000 | 424,247 | 489,954 | 593,383 | 12,741,411 | 65,206 |
| Parks | PAR PB Beautification Hadley Park | 40022 | 40402222 | 12/8/2021 | GSD FY22 Cap Projs RS2021-120 | 0 | 0 | 0 | 0 | 0 | 0 |
| Parks | PAR PB Improve Hartman Park | 40022 | 40402322 | 12/8/2021 | GSD FY22 Cap Projs RS2021-120 | 80,000 | 0 | 0 | 35,228 | 0 | 44,772 |
| Parks | PAR Zoo Parking Upgrades | 40022 | 40403022 | 12/8/2021 | GSD FY22 Cap Projs RS2021-120 | 15,000,000 | 0 | 0 | 15,000,000 | 0 | 0 |
| Parks | PAR Fort Negley Area Planning | 40022 | 40404022 | 12/8/2021 | GSD FY22 Cap Projs RS2021-120 | 1,000,000 | 0 | 0 | 990,697 | 3 | 9,300 |
| Parks | PAR Roof Replacements | 40022 | 40405022 | 12/8/2021 | GSD FY22 Cap Projs RS2021-120 | 1,400,000 | 0 | 0 | 1,304,110 | 99,186 | (3,296) |
| Parks | PAR General Park / Amenity Imprvmnts | 40022 | 40406022 | 12/8/2021 | GSD FY22 Cap Projs RS2021-120 | 5,000,000 | 0 | 0 | 0 | 0 | 5,000,000 |
| Parks | PAR Fleet Items - Heavy Equipment | 40022 | 40407022 | 12/8/2021 | GSD FY22 Cap Projs RS2021-120 | 1,000,000 | 0 | 0 | 999,901 | 0 | 99 |
| Parks | PAR General Repairs Fund | 40022 | 40408022 | 12/8/2021 | GSD FY22 Cap Projs RS2021-120 | 1,750,000 | 549 | 942 | 43,160 | 760,012 | 946,828 |
| Parks | PAR Trinity Hills Park Devlpmnt Phase 1 | 40022 | 40409022 | 12/8/2021 | GSD FY22 Cap Projs RS2021-120 | 1,750,000 | 11,166 | 17,717 | 28,189 | 258,473 | 1,463,338 |
| Parks | PAR Dist 30 Park - Master Plan / Design | 40022 | 40411022 | 12/8/2021 | GSD FY22 Cap Projs RS2021-120 | 1,000,000 | 27,537 | 55,947 | 894,095 | 55,592 | 50,313 |
| Parks | PAR 1st & Gay Park Devlpmnt Perm Ho | 40022 | 40412022 | 12/8/2021 | GSD FY22 Cap Projs RS2021-120 | 3,000,000 | 0 | 0 | 231,680 | 191,641 | 2,576,679 |
| Parks | PAR Open Space Acquisition | 40022 | 40413022 | 12/8/2021 | GSD FY22 Cap Projs RS2021-120 | 2,000,000 | 0 | 0 | 0 | 0 | 2,000,000 |

Metropolitan Government of Nashville and Davidson County
Quarterly Financial Updates
Inception through September 2024
General Obligation Capital Projects

| Department Description | Business Unit Description | Fund Number | Business Unit / Job # | Project Approval Date | Fund Description | Budget | Period Actual Amount | YTD Actual | Inception to Date Actual | Encumbrnc Amount | Remaining Balance |
|------------------------|--|-------------|-----------------------|-----------------------|-------------------------------|------------|----------------------|------------|--------------------------|------------------|-------------------|
| Parks | PAR Greenways General Fund | 40022 | 40414022 | 12/8/2021 | GSD FY22 Cap Projs RS2021-120 | 8,660,000 | 0 | 305 | 30,529 | 36,863 | 8,592,608 |
| Parks | PAR Two Rivers Mansion - Events Pavil | 40022 | 40415022 | 12/8/2021 | GSD FY22 Cap Projs RS2021-120 | 1,000,000 | 0 | 0 | 460,917 | 365,123 | 173,960 |
| Parks | PAR Napier Rec Center Pool Repairs | 40022 | 40416022 | 12/8/2021 | GSD FY22 Cap Projs RS2021-120 | 500,000 | 0 | 0 | 303,635 | 0 | 196,365 |
| Parks | PAR Lockeland Springs | 40022 | 40417022 | 12/8/2021 | GSD FY22 Cap Projs RS2021-120 | 800,000 | 0 | 0 | 800,000 | 0 | 0 |
| Parks | PAR Global Mall | 40022 | 40418022 | 12/8/2021 | GSD FY22 Cap Projs RS2021-120 | 5,025,000 | 16,946 | 62,327 | 196,032 | 1,080,273 | 3,748,695 |
| Parks | PAR Old Hickory Closeout | 40023 | 40400023 | 2/21/2023 | GSD FY23 Cap Projs RS2023-197 | 7,900,000 | 72,901 | 84,192 | 84,192 | 2,185,808 | 5,630,000 |
| Parks | PAR Sunnyside Renovation Closeout | 40023 | 40401023 | 2/21/2023 | GSD FY23 Cap Projs RS2023-197 | 550,000 | 0 | 0 | 537,202 | 2,172 | 10,626 |
| Parks | PAR Fort Negley - Stonework & Constrc | 40023 | 40402023 | 2/21/2023 | GSD FY23 Cap Projs RS2023-197 | 17,500,000 | 72,328 | 203,079 | 2,809,946 | 902,342 | 13,787,712 |
| Parks | PAR Riverfront Dock | 40023 | 40403023 | 2/21/2023 | GSD FY23 Cap Projs RS2023-197 | 1,500,000 | 0 | 0 | 0 | 0 | 1,500,000 |
| Parks | PAR Naval Reserve Bldg Renovation | 40023 | 40404023 | 2/21/2023 | GSD FY23 Cap Projs RS2023-197 | 2,500,000 | 0 | 0 | 500,000 | 0 | 2,000,000 |
| Parks | PAR Ted Rhodes Football Field | 40023 | 40405023 | 2/21/2023 | GSD FY23 Cap Projs RS2023-197 | 1,500,000 | 270 | 1,012 | 122,823 | 100,270 | 1,276,907 |
| Parks | PAR Madison Station Park Design | 40023 | 40406023 | 2/21/2023 | GSD FY23 Cap Projs RS2023-197 | 525,000 | 0 | 19,478 | 197,900 | 28,600 | 298,500 |
| Parks | PAR Mill Ridge Park - Construction | 40023 | 40407023 | 2/21/2023 | GSD FY23 Cap Projs RS2023-197 | 8,700,000 | 119,817 | 240,520 | 676,136 | 648,508 | 7,375,356 |
| Parks | PAR Wharf Park - Conceptual Design | 40023 | 40408023 | 2/21/2023 | GSD FY23 Cap Projs RS2023-197 | 500,000 | 0 | 0 | 0 | 0 | 500,000 |
| Parks | PAR Greenway Bridges | 40024 | 40400024 | 2/21/2024 | GSD FY24 Cap Projs RS2024-194 | 1,000,000 | 0 | 0 | 0 | 0 | 1,000,000 |
| Parks | PAR Update Parks Master Plan | 40024 | 40401024 | 2/21/2024 | GSD FY24 Cap Projs RS2024-194 | 750,000 | 0 | 0 | 0 | 742,400 | 7,600 |
| Parks | PAR Building Mechanicals | 40024 | 40402024 | 2/21/2024 | GSD FY24 Cap Projs RS2024-194 | 3,100,000 | 697,144 | 960,603 | 1,073,294 | 1,834,508 | 192,198 |
| Parks | PAR Roof Replacements | 40024 | 40403024 | 2/21/2024 | GSD FY24 Cap Projs RS2024-194 | 3,500,000 | 431,609 | 440,476 | 640,160 | 307,786 | 2,552,054 |
| Parks | PAR Restroom Replacement | 40024 | 40404024 | 2/21/2024 | GSD FY24 Cap Projs RS2024-194 | 1,200,000 | 0 | 0 | 0 | 942,374 | 257,626 |
| Parks | PAR Paving | 40024 | 40405024 | 2/21/2024 | GSD FY24 Cap Projs RS2024-194 | 2,350,000 | 380,527 | 725,534 | 1,007,334 | 1,311,630 | 31,036 |
| Parks | PAR Electronic Gates Systemwide | 40024 | 40406024 | 2/21/2024 | GSD FY24 Cap Projs RS2024-194 | 3,000,000 | 133,321 | 133,321 | 135,329 | 348,495 | 2,516,176 |
| Parks | PAR Emerald Ash Borer | 40024 | 40407024 | 2/21/2024 | GSD FY24 Cap Projs RS2024-194 | 1,500,000 | 0 | 0 | 0 | 200,000 | 1,300,000 |
| Parks | PAR Mill Ridge Park | 40024 | 40408024 | 2/21/2024 | GSD FY24 Cap Projs RS2024-194 | 8,300,000 | 0 | 0 | 0 | 0 | 8,300,000 |
| Parks | PAR Mariposa Park | 40024 | 40409024 | 2/21/2024 | GSD FY24 Cap Projs RS2024-194 | 5,000,000 | 0 | 0 | 0 | 0 | 5,000,000 |
| Parks | PAR Parthenon HVAC / Building Seal | 40024 | 40410024 | 2/21/2024 | GSD FY24 Cap Projs RS2024-194 | 2,200,000 | 0 | 3,729 | 3,729 | 131,971 | 2,064,300 |
| Parks | PAR Public Sq Park Repairs / Improvmen | 40024 | 40411024 | 2/21/2024 | GSD FY24 Cap Projs RS2024-194 | 500,000 | 0 | 29,863 | 102,455 | 397,545 | 0 |
| Parks | PAR Parkwood Community Ctr Rpairs | 40024 | 40412024 | 2/21/2024 | GSD FY24 Cap Projs RS2024-194 | 550,000 | 75,127 | 75,127 | 81,177 | (75,127) | 543,950 |
| Parks | x-PAR Open Space/Riverfront Dev | 40113 | 40410113 | 2/12/2013 | GSD FY13B Capital Projects | 4,991,522 | 0 | 0 | 4,991,522 | 0 | 0 |
| Parks | PAR Paving/Maintenance | 40113 | 40420113 | 2/12/2013 | GSD FY13B Capital Projects | 2,500,000 | 0 | 0 | 2,492,525 | 0 | 7,475 |
| Parks | PAR Capital View Park Dev | 40118 | 40401118 | 11/22/2017 | GSD FY18B Capital Projects | 2,500,000 | 0 | 0 | 2,500,000 | 0 | 0 |
| Parks | PAR Centennial Park Master Pl | 40118 | 40402118 | 11/22/2017 | GSD FY18B Capital Projects | 5,000,000 | 0 | 0 | 4,993,643 | 6,357 | 0 |
| Parks | PAR Bellevue CommCtr & IceRink | 40118 | 40403118 | 11/22/2017 | GSD FY18B Capital Projects | 18,000,000 | 0 | 0 | 18,000,000 | 0 | 0 |
| Parks | PAR General Maint County Wide | 40118 | 40404118 | 11/22/2017 | GSD FY18B Capital Projects | 2,000,000 | 635 | 1,084 | 1,964,329 | 42,176 | (6,505) |
| Parks | PAR Greenways | 40118 | 40405118 | 11/22/2017 | GSD FY18B Capital Projects | 2,000,000 | 0 | 0 | 216,480 | 0 | 1,783,520 |
| Parks | PAR Deferred Maint | 40119 | 40401119 | 10/22/2018 | GSD FY19B Capital Projects | 8,000,000 | 479,937 | 585,717 | 6,723,051 | 656,416 | 620,533 |
| Parks | PAR Greenways | 40119 | 40402119 | 10/22/2018 | GSD FY19B Capital Projects | 10,000,000 | 7,666 | 7,666 | 2,684,307 | 324,662 | 6,991,031 |
| Parks | PAR Mill Ridge Park Phase 1A | 40119 | 40403119 | 10/22/2018 | GSD FY19B Capital Projects | 12,000,000 | 0 | 50,092 | 12,006,080 | 163 | (6,243) |
| Parks | PAR Ravenwood Park Phase 1A | 40119 | 40404119 | 10/22/2018 | GSD FY19B Capital Projects | 12,000,000 | 4,930 | 24,532 | 10,252,665 | 608,095 | 1,139,240 |
| Parks | x-PAR Tennis Court Repairs | 40202 | 40402001 | 6/10/2009 | GSD Capital Improvement Plan | 300,000 | 0 | 0 | 0 | 0 | 300,000 |

Metropolitan Government of Nashville and Davidson County
Quarterly Financial Updates
Inception through September 2024
General Obligation Capital Projects

| Department Description | Business Unit Description | Fund Number | Business Unit / Job # | Project Approval Date | Fund Description | Budget | Period Actual Amount | YTD Actual | Inception to Date Actual | Encumbrnc Amount | Remaining Balance |
|-------------------------------|--------------------------------------|-------------|-----------------------|-----------------------|--------------------------------|--|----------------------|------------------|--------------------------|-------------------|--------------------|
| Parks | x-PAR Swimming Pool Systems | 40202 | 40402002 | 6/10/2009 | GSD Capital Improvement Plan | 200,000 | 0 | 0 | 0 | 0 | 200,000 |
| Parks | x-PAR Hamilton Creek Marina | 40202 | 40402003 | 6/10/2009 | GSD Capital Improvement Plan | 25,000 | 0 | 0 | 0 | 0 | 25,000 |
| Parks | x-PAR FMD Park Lilyb's Garden | 40202 | 40402004 | 6/10/2009 | GSD Capital Improvement Plan | 110,000 | 0 | 0 | 0 | 0 | 110,000 |
| Parks | PAR Davidson St Along Cumberland Riv | 40220 | 40401220 | 3/18/2020 | GSD FY20B Cap Projs RS2020-21 | 2,900,000 | 13,519 | 24,779 | 261,834 | 227,106 | 2,411,060 |
| Parks | PAR Sevier Mansion/Related Buildings | 40220 | 40402220 | 3/18/2020 | GSD FY20B Cap Projs RS2020-21 | 5,301,700 | 137,752 | 235,053 | 5,121,952 | 17,705 | 162,043 |
| Parks | x-PAR W Riverfront MDHA Grant | 41440 | 40400077 | 12/1/2013 | Parks W Riverfront MDHA Grant | 7,600,000 | 0 | 0 | 7,434,073 | 0 | 165,927 |
| Parks | x-PAR USD Riverfront Phase 2 | 48009 | 40482010 | 6/10/2009 | USD FY10 Capital Projects Fund | 5,668,687 | 0 | 0 | 5,668,687 | 0 | 0 |
| PARKS TOTALS | | | | | | 548,090,421 | 3,919,838 | 5,929,231 | 403,029,555 | 33,494,297 | 111,566,569 |
| | | | | | | * Overage due to Encumbrances. Negative Balance will Clear as Actual Payments are Made or Encumbrances are Cancelled. | | | | | |
| | | | | | | ** Overage due to Mis-Applied Payment and is in the Process of Being Corrected. | | | | | |
| Arts Commission | ART Public Art | 40009 | 41401010 | 6/10/2009 | GSD FY10 Capital Projects Fund | 8,196,250 | 0 | 0 | 8,196,250 | 0 | 0 |
| Arts Commission | ART Percent for the Arts | 40014 | 41404114 | 6/12/2013 | GSD FY14 Capital Projects | 360,000 | 500 | 950 | 365,724 | 13,555 | (19,279) |
| Arts Commission | ART Percent for the Arts | 40015 | 41404115 | 6/18/2014 | GSD FY15 Capital Projects | 141,066 | 0 | 0 | 141,066 | 0 | 0 |
| Arts Commission | ART Percent for the Arts | 40016 | 41404116 | 6/10/2015 | GSD FY16 Capital Projects | 848,934 | 0 | 0 | 848,934 | 0 | 0 |
| Arts Commission | ART Percent for the Arts | 40017 | 41404117 | 6/22/2016 | GSD FY17 Capital Projects | 835,000 | 0 | 0 | 835,000 | 0 | 0 |
| Arts Commission | ART Percent for the Arts | 40018 | 41404018 | 6/14/2017 | GSD FY18 Capital Projects | 433,000 | 4,750 | 45,477 | 372,699 | 59,955 | 346 |
| Arts Commission | ART Percent for the Arts | 40021 | 41404121 | 3/3/2021 | GSD FY21 Capital Projects | 646,100 | 0 | 0 | 380,428 | 0 | 265,672 |
| Arts Commission | ART PB Bordeaux Gateway Beautify | 40022 | 41402122 | 12/8/2021 | GSD FY22 Capital Projects | 200,000 | 0 | 0 | 0 | 0 | 200,000 |
| Arts Commission | ART PB Looby Commy Ctr Library Mura | 40022 | 41402222 | 12/8/2021 | GSD FY22 Capital Projects | 105,000 | (31,908) | 412 | 10,412 | 81,908 | 12,680 |
| Arts Commission | ART Percent for the Arts | 40022 | 41404122 | 12/8/2021 | GSD FY22 Capital Projects | 1,592,000 | 0 | 4,814 | 4,814 | 10,685 | 1,576,501 |
| Arts Commission | ART Percent for the Arts | 40118 | 41404118 | 11/22/2017 | GSD FY18B Capital Projects | 721,300 | 0 | 0 | 721,300 | 0 | 0 |
| Arts Commission | ART Percent for the Arts | 40119 | 41404119 | 3/3/2021 | GSD FY19B Capital Projects | 1,412,000 | 5,886 | 76,680 | 1,178,848 | 220,491 | 12,661 |
| Arts Commission | ART Percent for the Arts | 40220 | 41404220 | 3/3/2021 | GSD FY20B Cap Projs RS2020-21 | 326,700 | 0 | 30,000 | 140,060 | 150,000 | 36,640 |
| Arts Commission | ART Percent for the Arts | 45014 | 41454114 | 6/12/2013 | MNPS FY14 Capital Projects | 455,800 | 0 | 0 | 383,400 | 72,400 | 0 |
| Arts Commission | ART Percent for the Arts | 45015 | 41454115 | 6/18/2014 | MNPS FY15 Capital Projects | 540,000 | 0 | 176,845 | 206,845 | 105,000 | 228,155 |
| Arts Commission | ART Percent for the Arts | 45016 | 41454116 | 6/10/2015 | MNPS FY16 Capital Projects | 123,000 | 0 | 0 | 0 | 0 | 123,000 |
| Arts Commission | ART Percent for the Arts | 45017 | 41454117 | 6/22/2016 | MNPS FY17 Capital Projects | 1,324,100 | 0 | 50,000 | 115,000 | 410,000 | 799,100 |
| Arts Commission | ART Percent for the Arts | 45018 | 41454018 | 6/14/2017 | MNPS FY18 Capital Projects | 672,000 | 0 | 0 | 0 | 0 | 672,000 |
| Arts Commission | ART Percent for the Arts | 45021 | 41454121 | 3/3/2021 | MNPS FY21 Capital Projects | 1,231,200 | 0 | 0 | 0 | 0 | 1,231,200 |
| Arts Commission | ART Percent for the Arts | 45022 | 41454122 | 12/8/2021 | MNPS FY22 Capital Projects | 492,000 | 0 | 0 | 0 | 0 | 492,000 |
| Arts Commission | ART Percent for the Arts | 45119 | 41454119 | 3/3/2021 | MNPS FY19B Capital Projects | 100,000 | 0 | 0 | 0 | 0 | 100,000 |
| Arts Commission | ART Percent for the Arts | 45220 | 41454220 | 3/3/2021 | MNPS FY20B Cap Projs RS2020-2 | 252,600 | 0 | 0 | 0 | 0 | 252,600 |
| ARTS COMMISSION TOTALS | | | | | | 21,008,050 | (20,772) | 385,178 | 13,900,780 | 1,123,994 | 5,983,276 |
| | | | | | | ** Overage due to Mis-Applied Payment and is in the Process of Being Corrected. | | | | | |
| Public Works | x-PW Paving GSD | 40009 | 42405010 | 6/10/2009 | GSD FY10 Capital Projects Fund | 9,645,038 | 0 | 0 | 9,645,038 | 0 | 0 |
| Public Works | x-PW Traffic GSD | 40009 | 42412010 | 6/10/2009 | GSD FY10 Capital Projects Fund | 1,094,871 | 0 | 0 | 1,094,871 | 0 | 0 |

Metropolitan Government of Nashville and Davidson County
Quarterly Financial Updates
Inception through September 2024
General Obligation Capital Projects

| Department Description | Business Unit Description | Fund Number | Business Unit / Job # | Project Approval Date | Fund Description | Budget | Period Actual Amount | YTD Actual | Inception to Date Actual | Encumbrnc Amount | Remaining Balance |
|------------------------|---------------------------------|-------------|-----------------------|-----------------------|--------------------------------|-------------------|----------------------|------------|--------------------------|------------------|-------------------|
| Public Works | x-PW GSD First Ave / Riverfront | 40009 | 42490009 | 6/10/2009 | GSD FY10 Capital Projects Fund | 60,646 | 0 | 0 | 60,646 | 0 | 0 |
| Public Works | x-PW Sidewalks GSD | 40011 | 42409011 | 9/27/2010 | GSD FY11 Capital Projects Fund | 7,500,000 | 0 | 0 | 7,500,000 | 0 | 0 |
| Public Works | x-PW Solid Waste Fac/Equip GSD | 40011 | 42419011 | 9/27/2010 | GSD FY11 Capital Projects Fund | 472,274 | 0 | 0 | 472,274 | 0 | 0 |
| Public Works | x-PW So Nashville Convn Ctr GSD | 40015 | 42405015 | 6/18/2014 | GSD FY15 Capital Projects | 1,981,222 | 0 | 0 | 1,981,222 | 0 | 0 |
| Public Works | x-PW USD Bridges | 48009 | 42403010 | 6/10/2009 | USD FY10 Capital Projects Fund | 797,804 | 0 | 0 | 797,804 | 0 | 0 |
| Public Works | x-PW USD Paving | 48009 | 42406010 | 6/10/2009 | USD FY10 Capital Projects Fund | 1,230,469 | 0 | 0 | 1,230,469 | 0 | 0 |
| Public Works | x-PW USD Traffic | 48009 | 42413010 | 6/10/2009 | USD FY10 Capital Projects Fund | 677,077 | 0 | 0 | 677,077 | 0 | 0 |
| Public Works | x-PW USD 28th 31st Ave ConnPlan | 48009 | 42416010 | 6/10/2009 | USD FY10 Capital Projects Fund | 499,918 | 0 | 0 | 499,918 | 0 | 0 |
| Public Works | x-PW USD First Ave / Riverfront | 48009 | 42480010 | 6/10/2009 | USD FY10 Capital Projects Fund | 1,475,353 | 0 | 0 | 1,475,353 | 0 | 0 |
| Public Works | x-PW USD Bikeways | 48011 | 42401011 | 9/27/2010 | USD FY11 Capital Projects Fund | 499,978 | 0 | 0 | 499,978 | 0 | 0 |
| Public Works | x-PW USD Traffic Signals/Equip | 48011 | 42413011 | 9/27/2010 | USD FY11 Capital Projects Fund | 1,500,000 | 0 | 0 | 1,500,000 | 0 | 0 |
| Public Works | x-PW USD Sidewalks | 48113 | 42480113 | 2/12/2013 | USD FY13B Capital Projects | 2,459,140 | 0 | 0 | 2,459,140 | 0 | 0 |
| | PUBLIC WORKS TOTALS | | | | | 29,893,791 | 0 | 0 | 29,893,791 | 0 | 0 |
| | | | | | | | | | | | |
| NDOT | PW Bridges GSD | 40009 | 42402010 | 6/10/2009 | GSD FY10 Capital Projects Fund | 5,372,310 | 0 | 0 | 5,372,310 | 0 | 0 |
| NDOT | PW Information Systems GSD | 40009 | 42404010 | 6/10/2009 | GSD FY10 Capital Projects Fund | 1,467,229 | 0 | 0 | 1,404,246 | 62,983 | 0 |
| NDOT | PW Roadway Projects GSD | 40009 | 42407010 | 6/10/2009 | GSD FY10 Capital Projects Fund | 5,694,972 | 0 | 0 | 5,694,972 | 0 | 0 |
| NDOT | PW Sidewalks GSD | 40009 | 42409010 | 6/10/2009 | GSD FY10 Capital Projects Fund | 2,976,945 | 0 | 0 | 2,976,945 | 0 | 0 |
| NDOT | PW Bridges GSD | 40011 | 42402011 | 9/27/2010 | GSD FY11 Capital Projects Fund | 4,000,000 | 0 | 0 | 4,000,000 | 0 | 0 |
| NDOT | PW Paving/Resurfacing GSD | 40011 | 42405011 | 9/27/2010 | GSD FY11 Capital Projects Fund | 7,000,000 | 0 | 0 | 7,000,000 | 0 | 0 |
| NDOT | PW Bikeways GSD | 40011 | 42407011 | 9/27/2010 | GSD FY11 Capital Projects Fund | 2,497,712 | 0 | 0 | 2,497,712 | 0 | 0 |
| NDOT | PW 28th/31st Ave Conn GSD | 40011 | 42416011 | 9/27/2010 | GSD FY11 Capital Projects Fund | 15,085,752 | 0 | 0 | 15,084,322 | 1,430 | 0 |
| NDOT | PW Traffic Signals/Equip GSD | 40011 | 42418011 | 9/27/2010 | GSD FY11 Capital Projects Fund | 2,500,000 | 0 | 0 | 2,500,000 | 0 | 0 |
| NDOT | PW Sidewalks GSD | 40013 | 42401013 | 6/19/2012 | GSD FY13 Capital Projects Fund | 12,000,000 | 0 | 0 | 11,847,117 | 60,226 | 92,657 |
| NDOT | PW Paving/Resurfacing GSD | 40013 | 42402013 | 6/19/2012 | GSD FY13 Capital Projects Fund | 20,000,000 | 0 | 0 | 20,002,269 | 0 | (2,269) |
| NDOT | PW Bikeways GSD | 40013 | 42403013 | 6/19/2012 | GSD FY13 Capital Projects Fund | 2,999,867 | 0 | 0 | 2,919,872 | 114,842 | (34,847) |
| NDOT | PW Bridges GSD | 40013 | 42404013 | 6/19/2012 | GSD FY13 Capital Projects Fund | 4,747,328 | 0 | 0 | 4,747,328 | 0 | 0 |
| NDOT | PW Corridor Redevelopment GSD | 40013 | 42405013 | 6/19/2012 | GSD FY13 Capital Projects Fund | 7,500,000 | 0 | 0 | 7,484,533 | 11,973 | 3,494 |
| NDOT | PW Road Projects GSD | 40013 | 42406013 | 6/19/2012 | GSD FY13 Capital Projects Fund | 10,000,000 | 0 | 0 | 9,764,412 | 28,025 | 207,563 |
| NDOT | PW Signalization GSD | 40013 | 42407013 | 6/19/2012 | GSD FY13 Capital Projects Fund | 4,749,421 | 0 | 0 | 4,749,421 | 0 | 0 |
| NDOT | PW Sidewalks GSD | 40014 | 42401014 | 6/12/2013 | GSD FY14 Capital Projects | 8,000,000 | 0 | 0 | 7,915,823 | 19,946 | 64,231 |
| NDOT | PW Paving/Resurfacing GSD | 40014 | 42402014 | 6/12/2013 | GSD FY14 Capital Projects | 20,000,000 | 0 | 0 | 19,989,126 | 4,859 | 6,015 |
| NDOT | PW Bikeways GSD | 40014 | 42403014 | 6/12/2013 | GSD FY14 Capital Projects | 2,000,000 | 0 | 0 | 1,916,280 | 122,278 | (38,558) |
| NDOT | PW Bridges GSD | 40014 | 42404014 | 6/12/2013 | GSD FY14 Capital Projects | 1,050,000 | 4,132 | 4,132 | 915,407 | 120,169 | 14,424 |
| NDOT | PW Road Projects GSD | 40014 | 42406014 | 6/12/2013 | GSD FY14 Capital Projects | 25,000,000 | 0 | 0 | 25,000,000 | 0 | 0 |
| NDOT | PW Signalization GSD | 40014 | 42407014 | 6/12/2013 | GSD FY14 Capital Projects | 2,000,000 | 0 | 0 | 2,000,000 | 0 | 0 |
| NDOT | PW Bridges/Colverts-Redirected | 40014 | 42411014 | 6/12/2013 | GSD FY14 Capital Projects | 13,630,000 | 3,796 | 81,623 | 13,430,493 | 1,723 | 197,784 |
| NDOT | PW Bikeways-Redirect | 40014 | 42413014 | 6/12/2013 | GSD FY14 Capital Projects | 750,000 | 675 | 1,125 | 577,518 | 201,554 | (29,072) |

Metropolitan Government of Nashville and Davidson County
Quarterly Financial Updates
Inception through September 2024
General Obligation Capital Projects

| Department Description | Business Unit Description | Fund Number | Business Unit / Job # | Project Approval Date | Fund Description | Budget | Period Actual Amount | YTD Actual | Inception to Date Actual | Encumbrnc Amount | Remaining Balance |
|------------------------|---|-------------|-----------------------|-----------------------|-------------------------------|------------|----------------------|------------|--------------------------|------------------|-------------------|
| NDOT | PW Emergency Roadway Work-Redirect | 40014 | 42414014 | 6/12/2013 | GSD FY14 Capital Projects | 410,000 | 0 | 0 | 329,310 | 73,832 | 6,858 |
| NDOT | PW Traffic Calming-Redirect | 40014 | 42415014 | 6/12/2013 | GSD FY14 Capital Projects | 1,500,000 | 26,565 | 31,293 | 1,396,153 | 103,847 | 0 |
| NDOT | PW Sidewalks GSD | 40015 | 42401015 | 6/18/2014 | GSD FY15 Capital Projects | 17,000,000 | 4,297 | 57,567 | 16,890,299 | 107,546 | 2,155 |
| NDOT | PW Paving/Resurfacing GSD | 40015 | 42402015 | 6/18/2014 | GSD FY15 Capital Projects | 30,000,000 | 0 | 0 | 30,283,856 | 202,755 | (486,611) |
| NDOT | PW Traffic/Signal Controls GSD | 40015 | 42403015 | 6/18/2014 | GSD FY15 Capital Projects | 8,000,000 | 0 | 6,586 | 7,992,235 | 35,549 | (27,784) |
| NDOT | PW Bridges GSD | 40015 | 42404015 | 6/18/2014 | GSD FY15 Capital Projects | 6,000,000 | 0 | 0 | 6,000,000 | 0 | 0 |
| NDOT | PW Sidewalks GSD | 40016 | 42401016 | 6/10/2015 | GSD FY16 Capital Projects | 25,000,000 | 0 | 0 | 24,971,752 | 12,784 | 15,464 |
| NDOT | PW Paving GSD | 40016 | 42402016 | 6/10/2015 | GSD FY16 Capital Projects | 20,000,000 | 0 | 66,239 | 19,988,671 | 2,032 | 9,297 |
| NDOT | PW Traffic/Signal Controls GSD | 40016 | 42403016 | 6/10/2015 | GSD FY16 Capital Projects | 3,000,000 | 0 | 0 | 2,966,537 | 13,517 | 19,946 |
| NDOT | PW Roads Bridges Bikeways GSD | 40016 | 42404016 | 6/10/2015 | GSD FY16 Capital Projects | 28,800,000 | 34,481 | 65,276 | 26,892,135 | 171,834 | 1,736,031 |
| NDOT | PW Lanfill Engineering Mnt GSD | 40016 | 42405016 | 6/10/2015 | GSD FY16 Capital Projects | 69,596 | 0 | 0 | 69,596 | 0 | 0 |
| NDOT | PW SWalk Paving Rdwy-Recall | 40016 | 42406016 | 6/10/2015 | GSD FY16 Capital Projects | 14,495,761 | 0 | 0 | 14,632,278 | 3,423 | (139,940) |
| NDOT | PW Sidewalks GSD | 40017 | 42401017 | 6/22/2016 | GSD FY17 Capital Projects | 30,000,000 | 1,083 | 151,823 | 28,583,770 | 1,460,269 | (44,039) |
| NDOT | PW Paving GSD | 40017 | 42402017 | 6/22/2016 | GSD FY17 Capital Projects | 35,000,000 | 0 | 0 | 34,486,060 | 457,806 | 56,134 |
| NDOT | PW Bikeways GSD | 40017 | 42403017 | 6/22/2016 | GSD FY17 Capital Projects | 1,000,000 | 0 | 0 | 993,629 | 10,500 | (4,129) |
| NDOT | PW Bridges GSD | 40017 | 42404017 | 6/22/2016 | GSD FY17 Capital Projects | 10,000,000 | 1,357 | 1,357 | 9,903,122 | 0 | 96,878 |
| NDOT | PW Station Blvd Project GSD | 40017 | 42405017 | 6/22/2016 | GSD FY17 Capital Projects | 6,000,000 | 0 | 0 | 6,047,832 | 0 | (47,832) |
| NDOT | PW Roadway Improvements GSD | 40017 | 42406017 | 6/22/2016 | GSD FY17 Capital Projects | 5,000,000 | 0 | 0 | 4,595,319 | 65,019 | 339,662 |
| NDOT | PW Traffic Signalization GSD | 40017 | 42407017 | 6/22/2016 | GSD FY17 Capital Projects | 10,000,000 | 7,273 | 7,531 | 9,868,465 | 204,530 | (72,995) |
| NDOT | PW Road Reconstruction GSD | 40017 | 42408017 | 6/22/2016 | GSD FY17 Capital Projects | 2,500,000 | 0 | 3,000 | 240,425 | 84,781 | 2,174,794 |
| NDOT | PW Paving GSD | 40018 | 42401018 | 6/14/2017 | GSD FY18 Capital Projects | 35,000,000 | 217 | (471) | 34,874,361 | 116,301 | 9,338 |
| NDOT | PW Sidewalks GSD | 40018 | 42402018 | 6/14/2017 | GSD FY18 Capital Projects | 30,000,000 | 254,505 | 703,680 | 27,527,375 | 664,348 | 1,808,277 |
| NDOT | PW Bikeways GSD | 40018 | 42403018 | 6/14/2017 | GSD FY18 Capital Projects | 5,000,000 | 0 | 0 | 4,736,021 | 263,979 | 0 |
| NDOT | PW Roadway Reconstrctn/Improv | 40018 | 42404018 | 6/14/2017 | GSD FY18 Capital Projects | 13,000,000 | 0 | 0 | 13,525,535 | 16,473 | (542,008) |
| NDOT | PW Solid Waste-Facilities Equip & Maint | 40020 | 42410020 | 12/9/2019 | GSD FY20 Cap Projs RS2019-100 | 500,000 | 0 | 0 | 500,000 | 0 | 0 |
| NDOT | PW Roadway ROW Reconstr Improv & Mnt | 40020 | 42420020 | 12/9/2019 | GSD FY20 Cap Projs RS2019-100 | 500,000 | 0 | 0 | 476,555 | 20,887 | 2,558 |
| NDOT | PW Madison Station Blvd-Phase 2 | 40021 | 42400021 | 3/3/2021 | GSD FY21 Cap Projs RS2021-757 | 5,000,000 | 0 | 0 | 4,086,932 | 718,470 | 194,598 |
| NDOT | PW Solid Waste | 40021 | 42401021 | 3/3/2021 | GSD FY21 Cap Projs RS2021-757 | 2,150,000 | 0 | 0 | 164,486 | 652,154 | 1,333,360 |
| NDOT | PW Satellite City Pmt-Road Infrastr | 40021 | 42402021 | 3/3/2021 | GSD FY21 Cap Projs RS2021-757 | 1,300,000 | 0 | 0 | 1,276,372 | 0 | 23,628 |
| NDOT | NDOT PB Bordeaux Hill-Speed Bumps | 40021 | 42441121 | 3/3/2021 | GSD FY21 Cap Projs RS2021-757 | 30,000 | 0 | 0 | 11,250 | 18,750 | 0 |
| NDOT | NDOT PB Buchanan Arts Dist-Signage | 40021 | 42441221 | 3/3/2021 | GSD FY21 Cap Projs RS2021-757 | 0 | 0 | 0 | 0 | 0 | 0 |
| NDOT | NDOT State of Good Repair | 40022 | 42400022 | 12/8/2021 | GSD FY22 Cap Projs RS2021-120 | 50,000,000 | 587,172 | 1,268,733 | 42,317,153 | 6,602,903 | 1,079,944 |
| NDOT | NDOT Restrtn&Resil-Ptnershp East Bnk | 40022 | 42401022 | 12/8/2021 | GSD FY22 Cap Projs RS2021-120 | 20,000,000 | 0 | 0 | 388,501 | 0 | 19,611,499 |
| NDOT | NDOT Restrtn&Resil-Trffc Mgmt E Bnk S | 40022 | 42402022 | 12/8/2021 | GSD FY22 Cap Projs RS2021-120 | 5,000,000 | 0 | 0 | 0 | 0 | 5,000,000 |
| NDOT | NDOT PB Speed Cushions Haynes | 40022 | 42402122 | 12/8/2021 | GSD FY22 Cap Projs RS2021-120 | 53,700 | 0 | 0 | 0 | 0 | 53,700 |
| NDOT | NDOT PB Traffic Calming N Nashville | 40022 | 42402222 | 12/8/2021 | GSD FY22 Cap Projs RS2021-120 | 38,400 | 0 | 0 | 0 | 0 | 38,400 |
| NDOT | NDOT PB Speed Cushions Snell & Panc | 40022 | 42402322 | 12/8/2021 | GSD FY22 Cap Projs RS2021-120 | 60,000 | 0 | 0 | 0 | 0 | 60,000 |
| NDOT | NDOT USD Annextn - Add Street Lights | 40022 | 42403022 | 12/8/2021 | GSD FY22 Cap Projs RS2021-120 | 500,000 | 0 | 0 | 0 | 0 | 500,000 |
| NDOT | NDOT Traffic Mgmt Systems/Signal Upg | 40022 | 42404022 | 12/8/2021 | GSD FY22 Cap Projs RS2021-120 | 7,000,000 | 38,641 | 84,683 | 4,381,456 | 2,452,424 | 166,120 |

Metropolitan Government of Nashville and Davidson County
Quarterly Financial Updates
Inception through September 2024
General Obligation Capital Projects

| Department Description | Business Unit Description | Fund Number | Business Unit / Job # | Project Approval Date | Fund Description | Budget | Period Actual Amount | YTD Actual | Inception to Date Actual | Encumbrnc Amount | Remaining Balance |
|------------------------|---|-------------|-----------------------|-----------------------|-------------------------------|------------|----------------------|------------|--------------------------|------------------|-------------------|
| NDOT | NDOT Safety/Vision Zero/Traffic Calming | 40022 | 42405022 | 12/8/2021 | GSD FY22 Cap Projs RS2021-120 | 10,000,000 | 65,683 | 309,562 | 1,567,064 | 625,684 | 7,807,252 |
| NDOT | NDOT Vision Zero Education | 40022 | 42406022 | 12/8/2021 | GSD FY22 Cap Projs RS2021-120 | 1,000,000 | 1,842 | 151,520 | 369,346 | 203,049 | 427,605 |
| NDOT | NDOT Nolensville Pk Safety Audit Imple | 40022 | 42407022 | 12/8/2021 | GSD FY22 Cap Projs RS2021-120 | 6,214,500 | 24,970 | 47,527 | 918,944 | 63,175 | 5,232,381 |
| NDOT | NDOT Active Transportation/Bikeways | 40022 | 42408022 | 12/8/2021 | GSD FY22 Cap Projs RS2021-120 | 2,000,000 | 210,447 | 504,233 | 1,027,238 | 947,278 | 25,484 |
| NDOT | NDOT Sidewalk Design & Construction | 40022 | 42409022 | 12/8/2021 | GSD FY22 Cap Projs RS2021-120 | 5,000,000 | 328,588 | 331,910 | 3,819,921 | 799,563 | 380,516 |
| NDOT | NDOT State of Good Repair | 40023 | 42400023 | 2/21/2023 | GSD FY23 Cap Projs RS2023-197 | 38,076,000 | 1,357,604 | 3,543,116 | 25,292,738 | 11,622,676 | 1,160,586 |
| NDOT | NDOT Safety/Vision Zero/Traffic Calming | 40023 | 42401023 | 2/21/2023 | GSD FY23 Cap Projs RS2023-197 | 13,736,000 | 298,907 | 1,103,878 | 3,052,297 | 3,641,426 | 7,042,277 |
| NDOT | NDOT Active Transportation / Bikeways | 40023 | 42402023 | 2/21/2023 | GSD FY23 Cap Projs RS2023-197 | 5,346,000 | 210,736 | 210,736 | 2,467,964 | 2,715,261 | 162,775 |
| NDOT | NDOT Traffic Mgmt Systems/Signal Upg | 40023 | 42403023 | 2/21/2023 | GSD FY23 Cap Projs RS2023-197 | 6,026,000 | 31,486 | 450,691 | 887,174 | 3,394,917 | 1,743,909 |
| NDOT | NDOT Sidewalk Program | 40023 | 42404023 | 2/21/2023 | GSD FY23 Cap Projs RS2023-197 | 13,806,000 | 1,050 | 134,026 | 8,737,478 | 4,503,582 | 564,940 |
| NDOT | NDOT Roadways | 40023 | 42405023 | 2/21/2023 | GSD FY23 Cap Projs RS2023-197 | 500,000 | 0 | 0 | 0 | 500,000 | 0 |
| NDOT | NDOT Restoration & Resiliency / Partner | 40023 | 42406023 | 2/21/2023 | GSD FY23 Cap Projs RS2023-197 | 1,500,000 | 392,473 | 392,473 | 422,589 | 209,575 | 867,836 |
| NDOT | NDOT State of Good Repair | 40024 | 42400024 | 2/21/2024 | GSD FY24 Cap Projs RS2024-194 | 39,100,000 | 1,912,363 | 2,310,230 | 7,771,808 | 19,026,279 | 12,301,913 |
| NDOT | NDOT Safety/Vision Zero/Traffic Calming | 40024 | 42401024 | 2/21/2024 | GSD FY24 Cap Projs RS2024-194 | 12,500,000 | 54,730 | 100,372 | 100,371 | 2,049,639 | 10,349,990 |
| NDOT | NDOT Sidewalk Program | 40024 | 42402024 | 2/21/2024 | GSD FY24 Cap Projs RS2024-194 | 10,000,000 | 157,605 | 496,647 | 496,647 | 3,752,480 | 5,750,873 |
| NDOT | NDOT Active Transportation / Bikeways | 40024 | 42403024 | 2/21/2024 | GSD FY24 Cap Projs RS2024-194 | 5,000,000 | 58,080 | 58,080 | 58,080 | 567,749 | 4,374,171 |
| NDOT | NDOT Traffic Mgmt Systems/Signal Upg | 40024 | 42404024 | 2/21/2024 | GSD FY24 Cap Projs RS2024-194 | 2,500,000 | 0 | 0 | 0 | 269,665 | 2,230,335 |
| NDOT | NDOT Connect Downtown | 40024 | 42405024 | 2/21/2024 | GSD FY24 Cap Projs RS2024-194 | 2,500,000 | 0 | 0 | 0 | 0 | 2,500,000 |
| NDOT | NDOT East Bank Infrastructure & Grid | 40024 | 42406024 | 2/21/2024 | GSD FY24 Cap Projs RS2024-194 | 20,000,000 | 0 | 0 | 0 | 0 | 20,000,000 |
| NDOT | NDOT Transportation Planning | 40024 | 42407024 | 2/21/2024 | GSD FY24 Cap Projs RS2024-194 | 500,000 | 0 | 0 | 0 | 0 | 500,000 |
| NDOT | NDOT Restrtn&Resiliency-Partnrshp Fur | 40024 | 42408024 | 2/21/2024 | GSD FY24 Cap Projs RS2024-194 | 2,500,000 | 0 | 0 | 0 | 0 | 2,500,000 |
| NDOT | PW Century Farms Access Roads | 40118 | 42401118 | 11/22/2017 | GSD FY18B Capital Projects | 6,994,671 | 0 | 0 | 6,994,671 | 0 | 0 |
| NDOT | PW Roadway Construct & Improve | 40118 | 42402118 | 11/22/2017 | GSD FY18B Capital Projects | 7,375,000 | 0 | 0 | 5,210,342 | 105,448 | 2,059,210 |
| NDOT | PW Traffic Management Program | 40118 | 42403118 | 11/22/2017 | GSD FY18B Capital Projects | 3,000,000 | 0 | 0 | 2,856,670 | 95,964 | 47,366 |
| NDOT | PW Paving Program | 40119 | 42401119 | 10/22/2018 | GSD FY19B Capital Projects | 30,000,000 | 71,073 | 518,026 | 28,396,216 | 1,093,975 | 509,809 |
| NDOT | PW Sidewalks Program | 40119 | 42402119 | 10/22/2018 | GSD FY19B Capital Projects | 30,000,000 | 42,621 | 315,874 | 17,477,070 | 8,565,213 | 3,957,717 |
| NDOT | PW Road Program | 40119 | 42403119 | 10/22/2018 | GSD FY19B Capital Projects | 15,000,000 | 0 | 24,749 | 11,394,854 | 3,605,146 | 0 |
| NDOT | PW Bridges Program | 40119 | 42404119 | 10/22/2018 | GSD FY19B Capital Projects | 4,000,000 | 0 | 1,823 | 4,002,128 | 4,282 | (6,410) |
| NDOT | PW Solid Waste- Recycle Equip | 40119 | 42405119 | 10/22/2018 | GSD FY19B Capital Projects | 1,500,000 | 0 | 0 | 1,500,000 | 0 | 0 |
| NDOT | PW Traffic Mgmt Program | 40119 | 42406119 | 10/22/2018 | GSD FY19B Capital Projects | 3,000,000 | 871 | 871 | 2,664,788 | 240,223 | 94,989 |
| NDOT | PW Traffic Calming | 40119 | 42407119 | 10/22/2018 | GSD FY19B Capital Projects | 1,500,000 | 0 | 0 | 1,453,135 | 23,060 | 23,805 |
| NDOT | PW Bikeways Program | 40119 | 42408119 | 10/22/2018 | GSD FY19B Capital Projects | 1,500,000 | 0 | 0 | 1,111,222 | 253,125 | 135,653 |
| NDOT | PW East Bank/Cowan-Infrastrct | 40119 | 42409119 | 10/22/2018 | GSD FY19B Capital Projects | 20,000,000 | 0 | 0 | 13,827,274 | 0 | 6,172,726 |
| NDOT | PW Solid Waste-Landfill Repair | 40119 | 42410119 | 10/22/2018 | GSD FY19B Capital Projects | 500,000 | 3,388 | 3,388 | 31,610 | 211,390 | 257,000 |
| NDOT | PW Traffic Management | 40220 | 42400220 | 3/18/2020 | GSD FY20B Cap Projs RS2020-21 | 1,250,000 | 0 | 0 | 411,821 | 174,043 | 664,136 |
| NDOT | PW Paving Program | 40220 | 42401220 | 3/18/2020 | GSD FY20B Cap Projs RS2020-21 | 6,000,000 | 2,382 | 8,555 | 4,738,152 | 469,117 | 792,731 |
| NDOT | PW Sidewalk Program | 40220 | 42402220 | 3/18/2020 | GSD FY20B Cap Projs RS2020-21 | 4,000,000 | 0 | 28,270 | 3,582,360 | 497,302 | (79,662) |
| NDOT | PW Roadways/ROW Improv/Maintenan | 40220 | 42403220 | 3/18/2020 | GSD FY20B Cap Projs RS2020-21 | 2,200,000 | 55,023 | 55,189 | 1,935,350 | 254,650 | 10,000 |
| NDOT | PW Solid Waste Equipment | 40220 | 42404220 | 3/18/2020 | GSD FY20B Cap Projs RS2020-21 | 500,000 | 0 | 0 | 493,752 | 0 | 6,248 |

Metropolitan Government of Nashville and Davidson County
Quarterly Financial Updates
Inception through September 2024
General Obligation Capital Projects

| Department Description | Business Unit Description | Fund Number | Business Unit / Job # | Project Approval Date | Fund Description | Budget | Period Actual Amount | YTD Actual | Inception to Date Actual | Encumbrnc Amount | Remaining Balance |
|--|---|-------------|-----------------------|-----------------------|-----------------------------------|--|----------------------|-------------------|--------------------------|-------------------|--------------------|
| NDOT | PW State of Good Repair - Paving | 42021 | 42403021 | 3/3/2021 | Transportation Plan FY21 Cap Proj | 28,000,000 | 81,434 | 171,955 | 25,553,494 | 1,106,607 | 1,339,899 |
| NDOT | PW State of Good Repair - Sidewalks | 42021 | 42404021 | 3/3/2021 | Transportation Plan FY21 Cap Proj | 10,000,000 | 12,896 | 12,896 | 7,540,305 | 1,581,420 | 878,275 |
| NDOT | PW State of Good Repair - Bridge Progr | 42021 | 42405021 | 3/3/2021 | Transportation Plan FY21 Cap Proj | 7,750,000 | 0 | 3,624 | 7,301,662 | 266,526 | 181,812 |
| NDOT | PW State of Good Repair -Bridge Lightin | 42021 | 42406021 | 3/3/2021 | Transportation Plan FY21 Cap Proj | 2,250,000 | 0 | 102,236 | 1,636,651 | 122,618 | 490,731 |
| NDOT | PW Sidewalks-Walk/Bike Updates-Lwr E | 42021 | 42407021 | 3/3/2021 | Transportation Plan FY21 Cap Proj | 11,000,000 | 40,200 | 107,887 | 7,555,261 | 689,003 | 2,755,736 |
| NDOT | PW Jefferson St Cap - Roadways ROW | 42021 | 42408021 | 3/3/2021 | Transportation Plan FY21 Cap Proj | 5,800,000 | 0 | 0 | 200,076 | 49,924 | 5,550,000 |
| NDOT | PW Restoration & Resiliency-Roadways | 42021 | 42409021 | 3/3/2021 | Transportation Plan FY21 Cap Proj | 10,055,690 | 38,471 | 68,656 | 3,345,781 | 135,077 | 6,574,832 |
| NDOT | PW East Bank - Planning | 42021 | 42409121 | 3/3/2021 | Transportation Plan FY21 Cap Proj | 4,944,310 | 615,631 | (481,752) | 2,063,979 | 1,852,383 | 1,027,948 |
| NDOT | PW SafetyVisionZero &TrafficCalm-Traff | 42021 | 42410021 | 3/3/2021 | Transportation Plan FY21 Cap Proj | 15,000,000 | 110,004 | 942,861 | 10,997,512 | 3,116,174 | 886,314 |
| NDOT | PW Active Transportation -Bikeways | 42021 | 42411021 | 3/3/2021 | Transportation Plan FY21 Cap Proj | 4,500,000 | 58,190 | 68,559 | 1,823,783 | 1,141,145 | 1,535,072 |
| NDOT | PW TrafficMgt&Signal Upgrd-Traf Ctrl C | 42021 | 42413021 | 3/3/2021 | Transportation Plan FY21 Cap Proj | 499,965 | 0 | 0 | 499,965 | 0 | 0 |
| NDOT | PW TrafficMgt&Signal Upgrd-Traf Mgt P | 42021 | 42414021 | 3/3/2021 | Transportation Plan FY21 Cap Proj | 5,300,000 | 21,641 | 56,194 | 3,523,708 | 1,221,620 | 554,672 |
| NDOT | PW TrafficMgt&Signal Upgrd-Roadways | 42021 | 42415021 | 3/3/2021 | Transportation Plan FY21 Cap Proj | 1,700,000 | 0 | 185,876 | 783,315 | 635,318 | 281,367 |
| NDOT | PW Downtn Neighbhrd Traffic Proj-Road | 42021 | 42416021 | 3/3/2021 | Transportation Plan FY21 Cap Proj | 1,000,000 | 0 | 76,585 | 912,973 | 58,527 | 28,500 |
| NDOT | PW Info Tech - IT Upgrades | 42021 | 42417021 | 3/3/2021 | Transportation Plan FY21 Cap Proj | 1,000,000 | 0 | 0 | 170,361 | 87,913 | 741,726 |
| NDOT | PW Info Tech - IT Upgrades - NDOT | 42021 | 42417121 | 3/3/2021 | Transportation Plan FY21 Cap Proj | 2,922,000 | 77,189 | 216,856 | 1,483,645 | 571,431 | 866,924 |
| NDOT | PW Land Purchase - Roadways | 42021 | 42418021 | 3/3/2021 | Transportation Plan FY21 Cap Proj | 1,000,000 | 0 | 0 | 0 | 0 | 1,000,000 |
| NDOT | PW Active Transprt -Roadways/ROW | 42021 | 42419021 | 3/3/2021 | Transportation Plan FY21 Cap Proj | 2,500,000 | 4,150 | 519,190 | 1,645,553 | 399,244 | 455,203 |
| NDOT | PW GSD Library Parking Garage | 44116 | 42431016 | 6/10/2015 | GSD PW FY16 S/F Capital Projs | 10,000,000 | 0 | 0 | 10,000,000 | 0 | 0 |
| NDOT | PW USD Bikeways | 48009 | 42401010 | 6/10/2009 | USD FY10 Capital Projects Fund | 889,698 | 0 | 0 | 884,407 | 0 | 5,291 |
| NDOT | PW USD Roadway Projects | 48009 | 42408010 | 6/10/2009 | USD FY10 Capital Projects Fund | 7,226,761 | 0 | 0 | 7,224,139 | 2,622 | 0 |
| NDOT | PW USD Sidewalks | 48009 | 42410010 | 6/10/2009 | USD FY10 Capital Projects Fund | 2,277,325 | 0 | 0 | 2,277,325 | 0 | 0 |
| NDOT | PW SWalk Paving Rdwy-Recall | 48009 | 42481010 | 6/10/2009 | USD FY10 Capital Projects Fund | 4,217 | 0 | 0 | 4,217 | 0 | 0 |
| NDOT | PW USD Paving/Resurfacing | 48011 | 42406011 | 9/27/2010 | USD FY11 Capital Projects Fund | 4,985,510 | 0 | 0 | 4,985,915 | 0 | (405) |
| NDOT | PW USD Sidewalks | 48011 | 42410011 | 9/27/2010 | USD FY11 Capital Projects Fund | 5,000,000 | 0 | 0 | 5,000,000 | 0 | 0 |
| NDOT | PW USD Multi Fam Refuse/Recycl | 48011 | 42414011 | 9/27/2010 | USD FY11 Capital Projects Fund | 250,000 | 0 | 0 | 239,535 | 0 | 10,465 |
| NDOT | PW USD Refuse/Recycle Contain | 48011 | 42415011 | 9/27/2010 | USD FY11 Capital Projects Fund | 275,000 | 0 | 0 | 274,990 | 0 | 10 |
| NDOT | PW SWalk Paving Rdwy-Recall | 48011 | 42481011 | 9/27/2010 | USD FY11 Capital Projects Fund | 305,922 | 0 | 0 | 305,922 | 0 | 0 |
| NDOT | PW Solid Waste Study | 48017 | 42481017 | 6/22/2016 | USD FY17 Capital Projects Fund | 500,000 | 0 | 0 | 499,999 | 1 | 0 |
| NDOT | PW USD Paving/Road Projects | 48113 | 42486113 | 2/12/2013 | USD FY13B Capital Projects | 4,981,420 | 0 | 0 | 4,976,241 | 5,180 | 0 |
| NDOT | PW USD Annexation | 48118 | 42484118 | 2/12/2013 | USD FY18B Capital Projects | 225,000 | 0 | 0 | 225,000 | 0 | 0 |
| NASHVILLE DEPT OF TRANSPORTATION TOTALS | | | | | | 1,098,195,983 | 7,305,922 | 15,687,546 | 840,194,336 | 98,814,389 | 159,187,258 |
| | | | | | | * Overage due to Encumbrances. Negative Balance will Clear as Actual Payments are Made or Encumbrances are cancelled. | | | | | |
| | | | | | | ** Overage due to Mis-Applied Payment and is in the Process of Being Corrected. | | | | | |
| | | | | | | | | | | | |
| Farmer's Market | FAR Farmers Mkt Projects | 40109 | 60401010 | 6/10/2009 | GSD FY10 Self-funding Cap Proj | 43,668 | 0 | 0 | 77,083 | 0 | (33,415) |
| Farmer's Market | FAR Farmers Mkt HVAC Replace | 40119 | 60402119 | 10/22/2018 | GSD FY19B Capital Projects | 1,200,000 | 0 | 0 | 1,198,158 | 0 | 1,842 |
| FARMERS' MARKET TOTALS | | | | | | 1,243,668 | 0 | 0 | 1,275,241 | 0 | (31,573) |

Metropolitan Government of Nashville and Davidson County
 Quarterly Financial Updates
 Inception through September 2024
 General Obligation Capital Projects

| Department Description | Business Unit Description | Fund Number | Business Unit / Job # | Project Approval Date | Fund Description | Budget | Period Actual Amount | YTD Actual | Inception to Date Actual | Encumbrnc Amount | Remaining Balance |
|------------------------|---------------------------------------|-------------|-----------------------|-----------------------|--|-------------------|----------------------|------------------|--------------------------|------------------|--------------------|
| | | | | | ** Overage to be transferred to separate capital account to clear negative balance. | | | | | | |
| Muni Auditorium | MUN Life & Safety Upgrades | 40009 | 61401010 | 6/10/2009 | GSD FY10 Capital Projects Fund | 0 | 0 | 0 | 0 | 0 | 0 |
| Muni Auditorium | MUN Plumbing HVAC Repairs/Reno | 40021 | 61400021 | 3/3/2021 | GSD FY21 Cap Projs RS2021-757 | 2,500,000 | 147,001 | 147,001 | 690,080 | 106,515 | 1,703,405 |
| | MUNICIPAL AUDITORIUM TOTALS | | | | | 2,500,000 | 147,001 | 147,001 | 690,080 | 106,515 | 1,703,405 |
| Fairgrounds-Nas | BFC Fairgrounds Improvements | 40017 | 62401017 | 6/22/2016 | GSD FY17 Capital Projects | 17,000,000 | (41,709) | (36,565) | 16,786,248 | 108,562 | 105,190 |
| Fairgrounds-Nas | BFC Fairgrounds Infrastructure | 40022 | 62401022 | 12/8/2021 | GSD FY22 Cap Projs RS2021-120 | 22,000,000 | 0 | (464,728) | 5,445,456 | 1,877,212 | 14,677,332 |
| Fairgrounds-Nas | BFC Fairgrounds Campus Completion | 40023 | 62401023 | 2/21/2023 | GSD FY23 Cap Projs RS2023-197 | 19,300,000 | (89,664) | 76,420 | 1,346,131 | 1,278,596 | 16,675,273 |
| Fairgrounds-Nas | BFC Buildings & Facilities Imp | 40019 | 62401019 | 9/5/2018 | GSD FY19 Cap Projs RS2018-132 | 25,000,000 | 0 | 25,618 | 25,021,939 | (18,474) | (3,465) |
| | FAIRGROUNDS - NASHVILLE TOTALS | | | | | 83,300,000 | (131,373) | (399,255) | 48,599,774 | 3,245,896 | 31,454,330 |
| | | | | | * Overage due to Encumbrances. Negative Balance will Clear as Actual Payments are Made or Encumbrances are cancelled. | | | | | | |
| Sports Authority | x-SPA Roof and Signage | 40009 | 64401010 | 6/10/2009 | GSD FY10 Capital Projects Fund | 13,995 | 0 | 0 | 13,995 | 0 | 0 |
| Sports Authority | SPA MLS Infrastructure | 40019 | 64401019 | 9/5/2018 | GSD FY19 Cap Projs RS2018-132 | 25,000,000 | 0 | 5,301 | 24,935,313 | 1,328,149 | (1,263,462) |
| Sports Authority | x-SPA Bridgestone Arena Ext Imp | 40113 | 64401113 | 2/12/2013 | GSD FY13B Capital Projects | 6,214,040 | 0 | 0 | 6,214,040 | 0 | 0 |
| | SPORTS AUTHORITY TOTALS | | | | | 31,228,035 | 0 | 5,301 | 31,163,348 | 1,328,149 | (1,263,462) |
| | | | | | * Overage due to Encumbrances. Negative Balance will Clear as Actual Payments are Made or Encumbrances are cancelled. | | | | | | |
| Water & Sewer | W&S Stormwater Drain GO Closeo | 40009 | 65401010 | 6/10/2009 | GSD FY10 Capital Projects Fund | 328,560 | 0 | 0 | 253,590 | 0 | 74,970 |
| Water & Sewer | W&S FY17 StormwaterHomeBuyouts | 40017 | 65401017 | 6/22/2016 | GSD FY17 Capital Projects | 5,000,000 | 0 | 0 | 4,718,153 | 567 | 281,280 |
| Water & Sewer | W&S Waste Services Hvy Equip/Garbg | 40022 | 65401022 | 12/8/2021 | GSD FY22 Cap Projs RS2021-120 | 1,280,000 | 0 | 0 | 0 | 0 | 1,280,000 |
| Water & Sewer | W&S Waste Services Security | 40022 | 65402022 | 12/8/2021 | GSD FY22 Cap Projs RS2021-120 | 1,000,000 | 2,160 | 70,587 | 282,841 | 151,837 | 565,322 |
| Water & Sewer | W&S PB Upgrade Drains Moormans Arn | 40022 | 65402122 | 12/8/2021 | GSD FY22 Cap Projs RS2021-120 | 500,000 | 31,881 | 31,881 | 363,790 | 132,782 | 3,428 |
| Water & Sewer | W&S SW County-wide Projects | 40022 | 65403022 | 12/8/2021 | GSD FY22 Cap Projs RS2021-120 | 12,550,000 | 683,449 | 1,273,168 | 14,012,204 | 1,193,057 | (2,655,261) |
| Water & Sewer | W&S SW Engineering & Design | 40022 | 65404022 | 12/8/2021 | GSD FY22 Cap Projs RS2021-120 | 3,000,000 | 35,000 | 35,000 | 2,784,657 | 290,315 | (74,972) |
| Water & Sewer | W&S Waste Collection | 40024 | 65401024 | 2/21/2024 | GSD FY24 Cap Projs RS2024-194 | 1,000,000 | 0 | 0 | 0 | 0 | 1,000,000 |
| Water & Sewer | W&S Customer Info System (CIS) | 40024 | 65402024 | 2/21/2024 | GSD FY24 Cap Projs RS2024-194 | 1,000,000 | 0 | 58,004 | 58,004 | 184,926 | 757,070 |
| Water & Sewer | W&S Waste Diversion Pilot - 2nd Ave | 40024 | 65403024 | 2/21/2024 | GSD FY24 Cap Projs RS2024-194 | 1,500,000 | 0 | 0 | 0 | 0 | 1,500,000 |
| Water & Sewer | W&S SW Capitl Constructn/Remediation | 40024 | 65404024 | 2/21/2024 | GSD FY24 Cap Projs RS2024-194 | 13,000,000 | 0 | 0 | 0 | 0 | 13,000,000 |
| Water & Sewer | W&S SW State of Good Repair-SW Proj | 41021 | 65401021 | 3/3/2021 | W&S GSD Stormwater FY21 SF C | 19,830,000 | 431,855 | 436,516 | 18,822,326 | 1,096,935 | (89,261) |
| Water & Sewer | W&S Stormwater Program | 41113 | 65411113 | 2/12/2013 | W&S GSD StormwaterS/F FY13BC | 49,987,776 | 0 | 0 | 49,987,776 | 0 | 0 |
| Water & Sewer | W&S Stormwater FY18B SF Projs | 41118 | 65411118 | 11/22/2017 | W&S GSD StormwaterS/F FY18BC | 10,000,000 | 0 | 0 | 9,770,094 | 164,008 | 65,898 |
| Water & Sewer | W&S Stormwater FY19B SF Projs | 41119 | 65411119 | 10/22/2018 | W&S GSD StormwaterS/F FY19BC | 20,000,000 | 11,015 | 11,015 | 20,758,709 | 33,820 | (792,529) |
| Water & Sewer | x-W&S SW USD Drain GO Closeout | 48009 | 65402010 | 6/10/2009 | USD FY10 Capital Projects Fund | 177,159 | 0 | 0 | 177,159 | 0 | 0 |
| Water & Sewer | W&S Stormwater S/F FY10 CapPrj | 49110 | 65403010 | 6/10/2009 | W&S GSD Stormwater S/F FY10C | 48,299,981 | 0 | 0 | 47,316,352 | 164,322 | 819,307 |
| Water & Sewer | W&S Stormwater Fairgrounds | 49110 | 65405010 | 6/10/2009 | W&S GSD Stormwater S/F FY10C | 1,695,000 | 0 | 0 | 1,695,000 | 0 | 0 |

Metropolitan Government of Nashville and Davidson County
Quarterly Financial Updates
Inception through September 2024
General Obligation Capital Projects

| Department Description | Business Unit Description | Fund Number | Business Unit / Job # | Project Approval Date | Fund Description | Budget | Period Actual Amount | YTD Actual | Inception to Date Actual | Encumbrnc Amount | Remaining Balance |
|---|--------------------------------------|-------------|-----------------------|-----------------------|--------------------------------|--------------------|----------------------|------------------|--------------------------|------------------|-------------------|
| WATER & SEWER TOTALS | | | | | | 190,148,476 | 1,195,360 | 1,916,171 | 171,000,655 | 3,412,569 | 15,735,252 |
| * Overage due to Encumbrances. Negative Balance will Clear as Actual Payments are Made or Encumbrances are cancelled. | | | | | | | | | | | |
| ** Overage to be transferred to separate capital account to clear negative balance. | | | | | | | | | | | |
| General Hospital | x-GHOS tar and Rev Cycle Softwar | 40009 | 67401010 | 6/10/2009 | GSD FY10 Capital Projects Fund | 284,479 | 0 | 0 | 284,479 | 0 | 0 |
| General Hospital | x-GHO STAR Technology Proj | 40014 | 67401014 | 6/12/2013 | GSD FY14 Capital Projects | 2,300,000 | 0 | 0 | 2,300,000 | 0 | 0 |
| General Hospital | x-GHOIT System Replace/McKesson | 40015 | 67401015 | 6/18/2014 | GSD FY15 Capital Projects | 1,200,000 | 0 | 0 | 1,200,000 | 0 | 0 |
| General Hospital | x-GHOMedical Equipment | 40015 | 67402015 | 6/18/2014 | GSD FY15 Capital Projects | 1,800,000 | 0 | 0 | 1,800,000 | 0 | 0 |
| General Hospital | GHO Maint/ Renovation/ Equipmt | 40016 | 67401016 | 6/10/2015 | GSD FY16 Capital Projects | 3,000,000 | 0 | 0 | 3,000,000 | 0 | 0 |
| General Hospital | GHO Misc Equipment/Upgrades | 40017 | 67401017 | 6/22/2016 | GSD FY17 Capital Projects | 5,000,000 | 0 | 0 | 5,000,000 | 0 | 0 |
| General Hospital | GHO Misc Repairs Maint Equipmt | 40119 | 67401119 | 10/22/2018 | GSD FY19B Capital Projects | 2,400,000 | 0 | 0 | 2,400,000 | 0 | 0 |
| GENERAL HOSPITAL TOTALS | | | | | | 15,984,479 | 0 | 0 | 15,984,479 | 0 | 0 |
| DES-Dist Energy | W&S DES Engineering | 40024 | 68401024 | 2/21/2024 | GSD FY24 Cap Projs RS2024-194 | 45,000 | 0 | 0 | 0 | 0 | 45,000 |
| DES-Dist Energy | W&S DES Tunnel Repairs | 40024 | 68402024 | 2/21/2024 | GSD FY24 Cap Projs RS2024-194 | 935,000 | 0 | 0 | 0 | 0 | 935,000 |
| DES-Dist Energy | W&S DES Service Connectns - Repairs | 40024 | 68403024 | 2/21/2024 | GSD FY24 Cap Projs RS2024-194 | 1,565,000 | 0 | 0 | 0 | 0 | 1,565,000 |
| DES-Dist Energy | DES MCC Infrastructure CP | 49107 | 68403010 | 9/27/2010 | DES MCC Infrastructure FY11 CP | 8,500,000 | 0 | 0 | 8,411,331 | 180,643 | (91,974) |
| DES-Dist Energy | DES Misc Service Projects | 49109 | 68401010 | 6/10/2009 | DES FY10 Self-Funding Cap Proj | 2,919,390 | 0 | 0 | 2,849,185 | 1,245 | 68,961 |
| DES-Dist Energy | DES Customer Connection and Re | 49109 | 68402010 | 6/10/2009 | DES FY10 Self-Funding Cap Proj | 2,410,000 | 0 | 0 | 1,047,758 | 0 | 1,362,242 |
| DES-Dist Energy | DES FY16 Misc Service Projects | 49116 | 68401016 | 6/10/2015 | USD DES FY16 S/F Capital Projs | 25,284,478 | 20,268 | 44,149 | 6,325,217 | 572,164 | 18,387,097 |
| DISTRICT ENERGY SYSTEM TOTALS | | | | | | 41,658,868 | 20,268 | 44,149 | 18,633,491 | 754,052 | 22,271,326 |
| Metro Action Com | x-MAC New Headstart North Kitch | 40009 | 75401010 | 6/10/2009 | GSD FY10 Capital Projects Fund | 20,889 | 0 | 0 | 20,889 | 0 | 0 |
| Metro Action Com | x-MAC New Headstart Fac Douglas | 40009 | 75402010 | 6/10/2009 | GSD FY10 Capital Projects Fund | 27,033 | 0 | 0 | 27,033 | 0 | 0 |
| Metro Action Com | MAC Repairs/Major Maintenance | 40018 | 75401018 | 6/14/2017 | GSD FY18 Capital Projects | 2,500,000 | 0 | 0 | 2,500,000 | 0 | 0 |
| Metro Action Com | MAC Sprinkler System Installations | 40021 | 75400021 | 3/3/2021 | GSD FY21 Cap Projs RS2021-757 | 500,000 | 0 | 0 | 0 | 0 | 500,000 |
| Metro Action Com | MAC Replace Damaged Walls Flooring | 40021 | 75401021 | 3/3/2021 | GSD FY21 Cap Projs RS2021-757 | 150,000 | 8,014 | 8,014 | 8,014 | 0 | 141,986 |
| Metro Action Com | MAC Replace Damaged Tile - Douglass | 40021 | 75402021 | 3/3/2021 | GSD FY21 Cap Projs RS2021-757 | 150,000 | 0 | 146,775 | 146,775 | 0 | 3,225 |
| Metro Action Com | MAC Recon Side of Richland Ctr Parkg | 40021 | 75403021 | 3/3/2021 | GSD FY21 Cap Projs RS2021-757 | 250,000 | 0 | 0 | 0 | 0 | 250,000 |
| METRO ACTION COMMISSION TOTALS | | | | | | 3,597,922 | 8,014 | 154,789 | 2,702,711 | 0 | 895,211 |
| MDHA | x-MDHA African Am Museum | 40009 | 77401010 | 6/10/2009 | GSD FY10 Capital Projects Fund | 465,898 | 0 | 0 | 465,898 | 0 | 0 |
| MDHA | x-MDHA Adventure Science | 40009 | 77406010 | 6/10/2009 | GSD FY10 Capital Projects Fund | 245,747 | 0 | 0 | 245,747 | 0 | 0 |
| MDHA | x-MDHA Zoo | 40009 | 77408010 | 6/10/2009 | GSD FY10 Capital Projects Fund | 451,235 | 0 | 0 | 451,235 | 0 | 0 |
| MDHA | x-MDHAAffordble Housng Infrastr | 40016 | 77401016 | 6/10/2015 | GSD FY16 Capital Projects | 4,000,000 | 0 | 0 | 4,000,000 | 0 | 0 |
| MDHA | MDHA Infrastructure Improv-Hsg | 40017 | 77401017 | 6/22/2016 | GSD FY17 Capital Projects | 7,000,000 | 0 | 0 | 7,000,000 | 0 | 0 |

Metropolitan Government of Nashville and Davidson County
Quarterly Financial Updates
Inception through September 2024
General Obligation Capital Projects

| Department Description | Business Unit Description | Fund Number | Business Unit / Job # | Project Approval Date | Fund Description | Budget | Period Actual Amount | YTD Actual | Inception to Date Actual | Encumbrnc Amount | Remaining Balance |
|------------------------|---|-------------|-----------------------|-----------------------|--------------------------------|-------------------|----------------------|------------|--------------------------|------------------|-------------------|
| MDHA | MDHA Infrastr Particptn Agrmts-Affrd Hs | 40021 | 77400021 | 3/3/2021 | GSD FY21 Cap Projs RS2021-757 | 2,000,000 | 0 | 0 | 85,225 | 0 | 1,914,775 |
| MDHA | MDHA Affrd Hous'g-Infra Partcptn Agrm | 40022 | 77401022 | 12/8/2021 | GSD FY22 Cap Projs RS2021-120 | 3,000,000 | 0 | 0 | 3,000,000 | 0 | 0 |
| MDHA | MDHA Affrd Housg-Infra Partcptn Agrm | 40022 | 77401122 | 12/8/2021 | GSD FY22 Cap Projs RS2021-120 | 2,000,000 | 0 | 0 | 0 | 0 | 2,000,000 |
| MDHA | MDHA African Am Museum | 40209 | 77411010 | 6/10/2009 | GSD FY10 Non-BAB Capital Projs | 8,987,947 | 0 | 0 | 8,987,947 | 0 | 0 |
| MDHA | x-MDHA Frist CF FY10 | 40209 | 77412010 | 6/10/2009 | GSD FY10 Non-BAB Capital Projs | 106,073 | 0 | 0 | 106,073 | 0 | 0 |
| MDHA | x-MDHA Adventure Science | 40209 | 77413010 | 6/10/2009 | GSD FY10 Non-BAB Capital Projs | 4,253 | 0 | 0 | 4,253 | 0 | 0 |
| MDHA | x-MDHA Frist FY10 | 40209 | 77414010 | 6/10/2009 | GSD FY10 Non-BAB Capital Projs | 130,611 | 0 | 0 | 130,611 | 0 | 0 |
| MDHA | x-MDHA Zoo | 40209 | 77415010 | 6/10/2009 | GSD FY10 Non-BAB Capital Projs | 548,765 | 0 | 0 | 548,765 | 0 | 0 |
| MDHA | x-MDHA USD Riverfront Redevelo | 48009 | 77402010 | 6/10/2009 | USD FY10 Capital Projects Fund | 7,950,000 | 0 | 0 | 7,950,000 | 0 | 0 |
| MDHA | x-MDHA USD Gulch Arts Ctr Redev | 48009 | 77404010 | 6/10/2009 | USD FY10 Capital Projects Fund | 1,008,708 | 0 | 0 | 1,008,708 | 0 | 0 |
| MDHA | x-MDHA USD Riverfront Phase 2 | 48009 | 77405010 | 6/10/2009 | USD FY10 Capital Projects Fund | 15,597,347 | 0 | 0 | 15,597,347 | 0 | 0 |
| | MDHA TOTALS | | | | | 53,496,585 | 0 | 0 | 49,581,810 | 0 | 3,914,775 |
| | | | | | | | | | | | |
| MTA | x-MTA Carry Forward to FY10 | 40009 | 78401010 | 6/10/2009 | GSD FY10 Capital Projects Fund | 1,037,726 | 0 | 0 | 1,037,726 | 0 | 0 |
| MTA | x-MTA Fed Grant Local Match | 40009 | 78402010 | 6/10/2009 | GSD FY10 Capital Projects Fund | 4,400,000 | 0 | 0 | 4,400,000 | 0 | 0 |
| MTA | x-MTA Bus Rapid Transit Infrst | 40009 | 78403010 | 6/10/2009 | GSD FY10 Capital Projects Fund | 3,500,000 | 0 | 0 | 3,500,000 | 0 | 0 |
| MTA | x-MTA Building Improvements | 40009 | 78404010 | 6/10/2009 | GSD FY10 Capital Projects Fund | 3,170,000 | 0 | 0 | 3,170,000 | 0 | 0 |
| MTA | x-MTA Replace Paratransit Vehic | 40009 | 78405010 | 6/10/2009 | GSD FY10 Capital Projects Fund | 2,600,000 | 0 | 0 | 2,600,000 | 0 | 0 |
| MTA | x-MTA Replace 40/60 ft Buses | 40009 | 78406010 | 6/10/2009 | GSD FY10 Capital Projects Fund | 10,100,000 | 0 | 0 | 10,100,000 | 0 | 0 |
| MTA | x-MTA Grant Local Match | 40011 | 78402011 | 9/27/2010 | GSD FY11 Capital Projects Fund | 1,550,000 | 0 | 0 | 1,550,000 | 0 | 0 |
| MTA | x-MTA Route Analysis | 40011 | 78403011 | 9/27/2010 | GSD FY11 Capital Projects Fund | 800,000 | 0 | 0 | 800,000 | 0 | 0 |
| MTA | MTA RTA Grant Local Match | 40011 | 78404011 | 9/27/2010 | GSD FY11 Capital Projects Fund | 250,000 | 0 | 0 | 250,000 | 0 | 0 |
| MTA | MTA Paratransit Vehicles | 40011 | 78405011 | 9/27/2010 | GSD FY11 Capital Projects Fund | 1,200,000 | 0 | 0 | 1,200,000 | 0 | 0 |
| MTA | x-MTA Replacement Buses | 40011 | 78406011 | 9/27/2010 | GSD FY11 Capital Projects Fund | 6,950,000 | 0 | 0 | 6,950,000 | 0 | 0 |
| MTA | x-MTA Grant Matches | 40013 | 78402013 | 6/19/2012 | GSD FY13 Capital Projects Fund | 4,292,000 | 0 | 0 | 4,292,000 | 0 | 0 |
| MTA | MTA Murfreesboro Road BRT | 40013 | 78403013 | 6/19/2012 | GSD FY13 Capital Projects Fund | 4,800,000 | 0 | 0 | 4,800,000 | 0 | 0 |
| MTA | x-MTA RTA - Grant Matches | 40013 | 78404013 | 6/19/2012 | GSD FY13 Capital Projects Fund | 500,000 | 0 | 0 | 500,000 | 0 | 0 |
| MTA | x-MTA Paratransit Buses | 40013 | 78405013 | 6/19/2012 | GSD FY13 Capital Projects Fund | 3,360,000 | 0 | 0 | 3,360,000 | 0 | 0 |
| MTA | x-MTA Fixed Route Buses | 40013 | 78406013 | 6/19/2012 | GSD FY13 Capital Projects Fund | 18,000,000 | 0 | 0 | 18,000,000 | 0 | 0 |
| MTA | MTA Music City Circuit Buses | 40013 | 78407013 | 6/19/2012 | GSD FY13 Capital Projects Fund | 3,500,000 | 0 | 0 | 3,500,000 | 0 | 0 |
| MTA | MTA Grant Matches Special | 40013 | 78408013 | 6/19/2012 | GSD FY13 Capital Projects Fund | 3,158,000 | 0 | 0 | 3,158,000 | 0 | 0 |
| MTA | MTA RTA -Property Improvements | 40013 | 78409013 | 6/19/2012 | GSD FY13 Capital Projects Fund | 50,000 | 0 | 0 | 50,000 | 0 | 0 |
| MTA | MTA The AMP | 40014 | 78401014 | 6/12/2013 | GSD FY14 Capital Projects | 3,000,000 | 0 | 0 | 3,000,000 | 0 | 0 |
| MTA | x-MTA Grant MatchVeh Prep/Log13 | 40014 | 78402014 | 6/12/2013 | GSD FY14 Capital Projects | 250,000 | 0 | 0 | 250,000 | 0 | 0 |
| MTA | x-MTA Grant MatchVeh Prep/Log14 | 40014 | 78403014 | 6/12/2013 | GSD FY14 Capital Projects | 2,250,000 | 0 | 0 | 2,250,000 | 0 | 0 |
| MTA | MTA Grant Match-RTA thru MTA13 | 40014 | 78404014 | 6/12/2013 | GSD FY14 Capital Projects | 750,000 | 0 | 0 | 750,000 | 0 | 0 |
| MTA | MTA Grant Match-RTA thru MTA14 | 40014 | 78405014 | 6/12/2013 | GSD FY14 Capital Projects | 1,250,000 | 0 | 0 | 1,250,000 | 0 | 0 |
| MTA | x-MTA Replacement 12 Buses | 40014 | 78406014 | 6/12/2013 | GSD FY14 Capital Projects | 10,000,000 | 0 | 0 | 10,000,000 | 0 | 0 |

Metropolitan Government of Nashville and Davidson County
Quarterly Financial Updates
Inception through September 2024
General Obligation Capital Projects

| Department Description | Business Unit Description | Fund Number | Business Unit / Job # | Project Approval Date | Fund Description | Budget | Period Actual Amount | YTD Actual | Inception to Date Actual | Encumbrnc Amount | Remaining Balance |
|------------------------|---|-------------|-----------------------|-----------------------|-------------------------------|------------|----------------------|------------|--------------------------|------------------|-------------------|
| MTA | x-MTA Vehicle Location Sys AVL | 40014 | 78407014 | 6/12/2013 | GSD FY14 Capital Projects | 1,500,000 | 0 | 0 | 1,500,000 | 0 | 0 |
| MTA | x-MTA Paratransit Vehicles | 40014 | 78408014 | 6/12/2013 | GSD FY14 Capital Projects | 2,000,000 | 0 | 0 | 2,000,000 | 0 | 0 |
| MTA | MTA Myatt Building Renovations | 40014 | 78409014 | 6/12/2013 | GSD FY14 Capital Projects | 1,500,000 | 0 | 0 | 1,500,000 | 0 | 0 |
| MTA | x-MTA Grant Match | 40015 | 78401015 | 6/18/2014 | GSD FY15 Capital Projects | 3,350,000 | 0 | 0 | 3,350,000 | 0 | 0 |
| MTA | MTA Building Renovations | 40015 | 78402015 | 6/18/2014 | GSD FY15 Capital Projects | 2,000,000 | 0 | 0 | 2,000,000 | 0 | 0 |
| MTA | MTA BRT Lite Infrastructure | 40015 | 78403015 | 6/18/2014 | GSD FY15 Capital Projects | 3,000,000 | 0 | 0 | 3,000,000 | 0 | 0 |
| MTA | MTA RTA - Grant Match | 40015 | 78404015 | 6/18/2014 | GSD FY15 Capital Projects | 350,000 | 0 | 0 | 350,000 | 0 | 0 |
| MTA | x-MTA Bus Shelters | 40015 | 78405015 | 6/18/2014 | GSD FY15 Capital Projects | 1,000,000 | 0 | 0 | 1,000,000 | 0 | 0 |
| MTA | MTA Replacement Buses/Vehicles | 40015 | 78406015 | 6/18/2014 | GSD FY15 Capital Projects | 8,300,000 | 0 | 0 | 8,300,000 | 0 | 0 |
| MTA | MTA Replacement Buses | 40016 | 78401016 | 6/10/2015 | GSD FY16 Capital Projects | 7,277,500 | 0 | 0 | 7,277,500 | 0 | 0 |
| MTA | MTA - Grant Match | 40016 | 78402016 | 6/10/2015 | GSD FY16 Capital Projects | 3,162,500 | 0 | 0 | 3,162,500 | 0 | 0 |
| MTA | MTA Paratransit Vehicles | 40016 | 78403016 | 6/10/2015 | GSD FY16 Capital Projects | 1,000,000 | 0 | 0 | 1,000,000 | 0 | 0 |
| MTA | MTA RTA - Grant Match | 40016 | 78404016 | 6/10/2015 | GSD FY16 Capital Projects | 1,560,000 | 0 | 0 | 1,560,000 | 0 | 0 |
| MTA | x MTA * Replacement Buses | 40017 | 78401017 | 6/22/2016 | GSD FY17 Capital Projects | 12,510,000 | 0 | 0 | 12,510,000 | 0 | 0 |
| MTA | MTA Grant Matches | 40017 | 78402017 | 6/22/2016 | GSD FY17 Capital Projects | 2,630,000 | 0 | 0 | 2,630,000 | 0 | 0 |
| MTA | MTA Fare Collection System | 40017 | 78403017 | 6/22/2016 | GSD FY17 Capital Projects | 3,650,000 | 0 | 0 | 3,650,000 | 0 | 0 |
| MTA | x MTA * Grant Match - RTA | 40017 | 78404017 | 6/22/2016 | GSD FY17 Capital Projects | 1,210,000 | 0 | 0 | 1,210,000 | 0 | 0 |
| MTA | MTA Access Ride Replacements | 40018 | 78401018 | 6/14/2017 | GSD FY18 Capital Projects | 2,280,000 | 0 | 0 | 2,280,000 | 0 | 0 |
| MTA | MTA Replacement Buses | 40018 | 78402018 | 6/14/2017 | GSD FY18 Capital Projects | 14,200,000 | 0 | 0 | 14,200,000 | 0 | 0 |
| MTA | MTA Bus Mid-Life Overhauls | 40018 | 78403018 | 6/14/2017 | GSD FY18 Capital Projects | 1,020,000 | 0 | 118,827 | 695,697 | 0 | 324,303 |
| MTA | x MTA * Fed / State Grants | 40018 | 78404018 | 6/14/2017 | GSD FY18 Capital Projects | 4,000,000 | 0 | 0 | 4,000,000 | 0 | 0 |
| MTA | RTA - Fed / State Grants | 40018 | 78405018 | 6/14/2017 | GSD FY18 Capital Projects | 2,000,000 | 0 | 0 | 2,000,000 | 0 | 0 |
| MTA | MTA Fare Collection System | 40018 | 78406018 | 6/14/2017 | GSD FY18 Capital Projects | 7,200,000 | 0 | 0 | 7,200,000 | 0 | 0 |
| MTA | MTA TSU Circulator | 40018 | 78407018 | 6/14/2017 | GSD FY18 Capital Projects | 1,800,000 | 0 | 91,444 | 1,800,000 | 0 | 0 |
| MTA | x MTA * Engineering Studies - MTA | 40018 | 78408018 | 6/14/2017 | GSD FY18 Capital Projects | 1,250,000 | 0 | 0 | 1,250,000 | 0 | 0 |
| MTA | MTA Engineering Studies - PW | 40018 | 78409018 | 6/14/2017 | GSD FY18 Capital Projects | 2,750,000 | 0 | 0 | 2,750,000 | 0 | 0 |
| MTA | MTA Grant Match - MTA | 40021 | 78401021 | 3/3/2021 | GSD FY21 Cap Projs RS2021-757 | 4,000,000 | 144,279 | 468,239 | 3,521,544 | 0 | 478,456 |
| MTA | MTA Grant Match - RTA | 40021 | 78402021 | 3/3/2021 | GSD FY21 Cap Projs RS2021-757 | 660,000 | 0 | 0 | 0 | 0 | 660,000 |
| MTA | MTA Shelter Imprvmnts & Nbrhd Trans Ct | 40021 | 78403021 | 3/3/2021 | GSD FY21 Cap Projs RS2021-757 | 2,000,000 | 0 | 0 | 2,000,000 | 0 | 0 |
| MTA | MTA PB Bus Shelters-PartcBdgt Boundr | 40021 | 78441121 | 12/8/2021 | GSD FY22 Cap Projs RS2021-120 | 267,990 | 0 | 0 | 267,990 | 0 | 0 |
| MTA | MTA Grant Match - State / Fed Grants | 40022 | 78441121 | 12/8/2021 | GSD FY22 Cap Projs RS2021-120 | 5,000,000 | 0 | 0 | 0 | 0 | 5,000,000 |
| MTA | MTA RTA Grant Match - State / Fed Gra | 40022 | 78441121 | 12/8/2021 | GSD FY22 Cap Projs RS2021-120 | 760,000 | 0 | 0 | 0 | 0 | 760,000 |
| MTA | MTA PB Bus Shelter Clarksville Pike | 40022 | 78402122 | 12/8/2021 | GSD FY22 Cap Projs RS2021-120 | 60,000 | 1,299 | 12,677 | 44,875 | 0 | 15,125 |
| MTA | MTA Replacement Buses | 40022 | 78441121 | 12/8/2021 | GSD FY22 Cap Projs RS2021-120 | 10,000,000 | 0 | 0 | 10,000,000 | 0 | 0 |
| MTA | MTA Neighborhood Transit Centers | 40022 | 78441121 | 12/8/2021 | GSD FY22 Cap Projs RS2021-120 | 3,300,000 | 0 | 62,119 | 99,536 | 0 | 3,200,464 |
| MTA | MTA Replace Body-on-Chassis, Small B | 40022 | 78441121 | 12/8/2021 | GSD FY22 Cap Projs RS2021-120 | 2,000,000 | 0 | 0 | 2,000,000 | 0 | 0 |
| MTA | MTA Expsn Buses-Better Bus Srvc Impr | 40022 | 78441121 | 12/8/2021 | GSD FY22 Cap Projs RS2021-120 | 2,000,000 | 0 | 0 | 2,000,000 | 0 | 0 |
| MTA | MTA Transit Stops / Shelter Imprvmnts | 40022 | 78441121 | 12/8/2021 | GSD FY22 Cap Projs RS2021-120 | 3,000,000 | 5,350 | 75,119 | 482,262 | 0 | 2,517,738 |
| MTA | MTA Murf Pk, Plan'g - Bus Rapid Transit | 40022 | 78441121 | 12/8/2021 | GSD FY22 Cap Projs RS2021-120 | 2,000,000 | 0 | 257,441 | (517,738) | 0 | 2,517,738 |

Metropolitan Government of Nashville and Davidson County
Quarterly Financial Updates
Inception through September 2024
General Obligation Capital Projects

| Department Description | Business Unit Description | Fund Number | Business Unit / Job # | Project Approval Date | Fund Description | Budget | Period Actual Amount | YTD Actual | Inception to Date Actual | Encumbrnc Amount | Remaining Balance |
|------------------------|--|-------------|-----------------------|-----------------------|-------------------------------|--------------------|----------------------|------------------|--------------------------|------------------|-------------------|
| MTA | MTA Clarksvl Pk-Bus Rapid Transit Plan | 40022 | 78441121 | 12/8/2021 | GSD FY22 Cap Projs RS2021-120 | 2,000,000 | 0 | 0 | 0 | 0 | 2,000,000 |
| MTA | MTA Grant Match - State / Fed Grants | 40023 | 78401023 | 2/21/2023 | GSD FY23 Cap Projs RS2023-197 | 6,000,000 | 0 | 0 | 0 | 0 | 6,000,000 |
| MTA | MTA RTA Grant Match - State / Fed Gra | 40023 | 78402023 | 2/21/2023 | GSD FY23 Cap Projs RS2023-197 | 1,250,000 | 0 | 0 | 0 | 0 | 1,250,000 |
| MTA | MTA Neighborhood Transit Centers | 40023 | 78403023 | 2/21/2023 | GSD FY23 Cap Projs RS2023-197 | 8,000,000 | 0 | 0 | 989,237 | 0 | 7,010,763 |
| MTA | MTA Better Bus Fleet Expansion | 40023 | 78404023 | 2/21/2023 | GSD FY23 Cap Projs RS2023-197 | 8,180,000 | 0 | 0 | 8,180,000 | 0 | 0 |
| MTA | MTA Transit Stops / Shelter Imprvmnts | 40023 | 78405023 | 2/21/2023 | GSD FY23 Cap Projs RS2023-197 | 1,500,000 | 0 | 0 | 0 | 0 | 1,500,000 |
| MTA | MTA Grant Match-State&Fed Grants | 40024 | 78401024 | 2/21/2024 | GSD FY24 Cap Projs RS2024-194 | 6,000,000 | 0 | 0 | 0 | 0 | 6,000,000 |
| MTA | MTA RTA Grant Match-State&Fed Grant | 40024 | 78402024 | 2/21/2024 | GSD FY24 Cap Projs RS2024-194 | 1,250,000 | 0 | 0 | 0 | 0 | 1,250,000 |
| MTA | MTA WeGo Access Paratransit Vehicles | 40024 | 78403024 | 2/21/2024 | GSD FY24 Cap Projs RS2024-194 | 3,174,000 | 0 | 0 | 0 | 0 | 3,174,000 |
| MTA | MTA Replacement Buses / Chassis | 40024 | 78404024 | 2/21/2024 | GSD FY24 Cap Projs RS2024-194 | 8,600,000 | 0 | 0 | 0 | 0 | 8,600,000 |
| MTA | MTA Transit Stops / Shelter Imprvmnts | 40024 | 78405024 | 2/21/2024 | GSD FY24 Cap Projs RS2024-194 | 3,000,000 | 0 | 0 | 0 | 0 | 3,000,000 |
| MTA | MTA Neighborhood Transit Centers | 40024 | 78406024 | 2/21/2024 | GSD FY24 Cap Projs RS2024-194 | 4,000,000 | 0 | 0 | 0 | 0 | 4,000,000 |
| MTA | MTA Better Bus Fleet Expansion | 40024 | 78407024 | 2/21/2024 | GSD FY24 Cap Projs RS2024-194 | 4,838,000 | 0 | 0 | 0 | 0 | 4,838,000 |
| MTA | MTA Grant Matching | 40119 | 78402119 | 10/22/2018 | GSD FY19B Capital Projects | 2,500,000 | 0 | 0 | 2,500,000 | 0 | 0 |
| MTA | MTA Grant Matches | 40220 | 78400220 | 3/18/2020 | GSD FY20B Cap Projs RS2020-21 | 3,000,000 | 0 | 0 | 3,000,000 | 0 | 0 |
| MTA | MTA RTA Grant Matches | 40220 | 78401220 | 3/18/2020 | GSD FY20B Cap Projs RS2020-21 | 1,600,000 | 24,524 | 88,608 | 375,609 | 0 | 1,224,391 |
| | MTA TOTALS | | | | | 283,157,716 | 175,452 | 1,174,474 | 217,836,738 | 0 | 65,320,978 |
| | | | | | | | | | | | |
| | | | | | | | | | | | |
| MNPS | x-ADM MNPS FY10 Capital Conting | 45009 | 01403109 | 6/10/2009 | X-MNPS FY10 Capital Projects | 2,700,862 | 0 | 0 | 2,700,862 | 0 | 0 |
| MNPS | x-MNPSCrieve Hall Elem 10 Class | 45009 | 80401009 | 6/10/2009 | X-MNPS FY10 Capital Projects | 233,314 | 0 | 0 | 233,314 | 0 | 0 |
| MNPS | x-MNPSFootball Stadium Lighting | 45009 | 80401109 | 6/10/2009 | X-MNPS FY10 Capital Projects | 550,000 | 0 | 0 | 550,000 | 0 | 0 |
| MNPS | x-MNPSGlengarry Elem 10 Classrm | 45009 | 80402009 | 6/10/2009 | X-MNPS FY10 Capital Projects | 54,500 | 0 | 0 | 54,500 | 0 | 0 |
| MNPS | x-MNPSGlenview Elem 11 Classrms | 45009 | 80403009 | 6/10/2009 | X-MNPS FY10 Capital Projects | 12,533 | 0 | 0 | 12,533 | 0 | 0 |
| MNPS | x-MNPSHaywood Elem 16 Classrms | 45009 | 80405009 | 6/10/2009 | X-MNPS FY10 Capital Projects | 147,912 | 0 | 0 | 147,912 | 0 | 0 |
| MNPS | x-MNPSMadison MS Modernization | 45009 | 80406009 | 6/10/2009 | X-MNPS FY10 Capital Projects | 7,826,047 | 0 | 0 | 7,626,513 | 0 | 199,534 |
| MNPS | x-MNPSWharton Elem Modernizatio | 45009 | 80407009 | 6/10/2009 | X-MNPS FY10 Capital Projects | 2,823,730 | 0 | 0 | 2,823,730 | 0 | 0 |
| MNPS | x-MNPSADA Compliance | 45009 | 80408009 | 6/10/2009 | X-MNPS FY10 Capital Projects | 3,152,029 | 0 | 0 | 3,152,029 | 0 | 0 |
| MNPS | x-MNPS Bus Replacement | 45009 | 80409009 | 6/10/2009 | X-MNPS FY10 Capital Projects | 2,500,000 | 0 | 0 | 2,500,000 | 0 | 0 |
| MNPS | x-MNPSEntry Vestibule Security | 45009 | 80410009 | 6/10/2009 | X-MNPS FY10 Capital Projects | 329,032 | 0 | 0 | 329,032 | 0 | 0 |
| MNPS | x-MNPSPre K Playgrounds | 45009 | 80412009 | 6/10/2009 | X-MNPS FY10 Capital Projects | 284,492 | 0 | 0 | 284,492 | 0 | 0 |
| MNPS | x-MNPSRoof Replacement Repairs | 45009 | 80413009 | 6/10/2009 | X-MNPS FY10 Capital Projects | 2,853,549 | 0 | 0 | 2,853,549 | 0 | 0 |
| MNPS | x-MNPSMaintenance Emergencies | 45009 | 80414009 | 6/10/2009 | X-MNPS FY10 Capital Projects | 9,172,088 | 0 | 0 | 9,160,394 | 0 | 11,694 |
| MNPS | x-MNPSTechnology | 45009 | 80415009 | 6/10/2009 | X-MNPS FY10 Capital Projects | 15,000,000 | 0 | 0 | 15,000,000 | 0 | 0 |
| MNPS | x-MNPS Pearl Cohn Pool Renov | 45009 | 80416009 | 6/10/2009 | X-MNPS FY10 Capital Projects | 432,000 | 0 | 0 | 432,000 | 0 | 0 |
| MNPS | ADM MNPS FY11 Capital Conting | 45011 | 01403111 | 9/27/2010 | MNPS FY11 Capital Projects | 2,000,000 | 0 | 0 | 2,000,000 | 0 | 0 |
| MNPS | x-MNPSMisc Constr. Projects | 45011 | 80405011 | 9/27/2010 | MNPS FY11 Capital Projects | 1,280,378 | 0 | 0 | 1,280,378 | 0 | 0 |
| MNPS | x-MNPS Bus Replacement | 45011 | 80409011 | 9/27/2010 | MNPS FY11 Capital Projects | 5,000,000 | 0 | 0 | 5,000,000 | 0 | 0 |
| MNPS | x-MNPS Cane Ridge Elementary | 45011 | 80410011 | 9/27/2010 | MNPS FY11 Capital Projects | 13,681,260 | 0 | 0 | 13,681,260 | 0 | 0 |

Metropolitan Government of Nashville and Davidson County
Quarterly Financial Updates
Inception through September 2024
General Obligation Capital Projects

| Department Description | Business Unit Description | Fund Number | Business Unit / Job # | Project Approval Date | Fund Description | Budget | Period Actual Amount | YTD Actual | Inception to Date Actual | Encumbrnc Amount | Remaining Balance |
|------------------------|----------------------------------|-------------|-----------------------|-----------------------|----------------------------|------------|----------------------|------------|--------------------------|------------------|-------------------|
| MNPS | x-MNPS Technology | 45011 | 80415011 | 9/27/2010 | MNPS FY11 Capital Projects | 5,038,362 | 0 | 0 | 5,038,362 | 0 | 0 |
| MNPS | x-ADM MNPSFY13 Capital Conting | 45013 | 01411013 | 6/19/2012 | MNPS FY13 Capital Projects | 177,009 | 0 | 0 | 177,009 | 0 | 0 |
| MNPS | x-MNPSAntioch Middle Renovation | 45013 | 80404313 | 6/19/2012 | MNPS FY13 Capital Projects | 10,623,826 | 0 | 0 | 10,623,826 | 0 | 0 |
| MNPS | x-MNPSN Binkley 10 CR Add&Renov | 45013 | 80404413 | 6/19/2012 | MNPS FY13 Capital Projects | 7,167,603 | 0 | 0 | 7,167,603 | 0 | 0 |
| MNPS | x-MNPSJohn Early Midd 12 CR Add | 45013 | 80404513 | 6/19/2012 | MNPS FY13 Capital Projects | 1,890,116 | 0 | 0 | 1,890,116 | 0 | 0 |
| MNPS | x-MNPSJulia Green ES Land/Plan | 45013 | 80404713 | 6/19/2012 | MNPS FY13 Capital Projects | 1,002,298 | 0 | 0 | 1,002,298 | 0 | 0 |
| MNPS | x-MNPSJoelton Middle Renovation | 45013 | 80404813 | 6/19/2012 | MNPS FY13 Capital Projects | 8,364,861 | 0 | 0 | 8,364,861 | 0 | 0 |
| MNPS | x-MNPSAZ Kelley Elem 10 CR Add | 45013 | 80404913 | 6/19/2012 | MNPS FY13 Capital Projects | 2,475,366 | 0 | 0 | 2,475,366 | 0 | 0 |
| MNPS | x-MNPSAntioch Land New Elem&MS | 45013 | 80405113 | 6/19/2012 | MNPS FY13 Capital Projects | 1,012,368 | 0 | 0 | 1,012,368 | 0 | 0 |
| MNPS | x-MNPSHenry Oliver MS 12 CR Add | 45013 | 80405213 | 6/19/2012 | MNPS FY13 Capital Projects | 3,301,894 | 0 | 0 | 3,301,894 | 0 | 0 |
| MNPS | x-MNPSRose Park Middle Renovat | 45013 | 80405313 | 6/19/2012 | MNPS FY13 Capital Projects | 8,204,734 | 0 | 0 | 8,204,734 | 0 | 0 |
| MNPS | x-MNPSHume Fogg Gym Add / Land | 45013 | 80405413 | 6/19/2012 | MNPS FY13 Capital Projects | 8,149,276 | 0 | 0 | 8,149,276 | 0 | 0 |
| MNPS | x-MNPSStratford High Renovation | 45013 | 80405513 | 6/19/2012 | MNPS FY13 Capital Projects | 22,631,078 | 0 | 0 | 22,624,427 | 6,651 | 0 |
| MNPS | x-MNPSMisc Maintenance Projects | 45013 | 80405613 | 6/19/2012 | MNPS FY13 Capital Projects | 3,000,000 | 0 | 0 | 3,000,000 | 0 | 0 |
| MNPS | x-MNPSMisc Constr. Projects | 45013 | 80405713 | 6/19/2012 | MNPS FY13 Capital Projects | 4,373,925 | 0 | 0 | 4,373,925 | 0 | 0 |
| MNPS | x-MNPSBus/Vehicle Replacement | 45013 | 80409013 | 6/19/2012 | MNPS FY13 Capital Projects | 10,000,000 | 0 | 0 | 10,000,000 | 0 | 0 |
| MNPS | x-MNPSTechnology Improvements | 45013 | 80415013 | 6/19/2012 | MNPS FY13 Capital Projects | 7,625,645 | 0 | 0 | 7,625,645 | 0 | 0 |
| MNPS | x-MNPSSmith Springs Elementary | 45014 | 80404314 | 6/12/2013 | MNPS FY14 Capital Projects | 17,681,669 | 0 | 0 | 17,681,669 | 0 | 0 |
| MNPS | x-MNPSGranbery Elem 12 CI Addn | 45014 | 80404414 | 6/12/2013 | MNPS FY14 Capital Projects | 2,838,096 | 0 | 0 | 2,838,096 | 0 | 0 |
| MNPS | x-MNPSMadison Middle 12 CI Addn | 45014 | 80404514 | 6/12/2013 | MNPS FY14 Capital Projects | 2,466,111 | 0 | 0 | 2,466,111 | 0 | 0 |
| MNPS | x-MNPSMaxwell Elem 12 CI Addn | 45014 | 80404714 | 6/12/2013 | MNPS FY14 Capital Projects | 2,557,353 | 0 | 0 | 2,557,353 | 0 | 0 |
| MNPS | x-MNPSShayne Elem 12 CI Addn | 45014 | 80404814 | 6/12/2013 | MNPS FY14 Capital Projects | 2,578,596 | 0 | 0 | 2,578,596 | 0 | 0 |
| MNPS | x-MNPSWaverly Belmont EI Add/Rn | 45014 | 80404914 | 6/12/2013 | MNPS FY14 Capital Projects | 10,877,571 | 0 | 0 | 10,877,571 | 0 | 0 |
| MNPS | MNPS Goodlettsville Mid Replac | 45014 | 80405014 | 6/12/2013 | MNPS FY14 Capital Projects | 20,125,748 | 0 | 0 | 20,125,733 | 0 | 15 |
| MNPS | x-MNPSJulia Green Elem Site Imp | 45014 | 80405114 | 6/12/2013 | MNPS FY14 Capital Projects | 288,914 | 0 | 0 | 288,914 | 0 | 0 |
| MNPS | x-MNPSMcGavock H FireSafety Imp | 45014 | 80405214 | 6/12/2013 | MNPS FY14 Capital Projects | 513,679 | 0 | 0 | 513,679 | 0 | 0 |
| MNPS | x-MNPSTechnology Improvements | 45014 | 80405314 | 6/12/2013 | MNPS FY14 Capital Projects | 7,374,355 | 0 | 0 | 7,374,202 | 91 | 62 |
| MNPS | x-MNPSBus Replacements | 45014 | 80405414 | 6/12/2013 | MNPS FY14 Capital Projects | 3,000,000 | 0 | 0 | 3,000,000 | 0 | 0 |
| MNPS | x-MNPSADA Compliance/Accommod | 45014 | 80405514 | 6/12/2013 | MNPS FY14 Capital Projects | 1,000,000 | 0 | 0 | 1,000,000 | 0 | 0 |
| MNPS | x-MNPSAsbestos Environ Abatemnt | 45014 | 80405614 | 6/12/2013 | MNPS FY14 Capital Projects | 999,352 | 0 | 0 | 999,344 | 8 | 0 |
| MNPS | x-MNPSAsphalt Paving | 45014 | 80405714 | 6/12/2013 | MNPS FY14 Capital Projects | 1,000,000 | 0 | 0 | 1,000,000 | 0 | 0 |
| MNPS | x-MNPSCasework/Furniture/Lab Upg | 45014 | 80405814 | 6/12/2013 | MNPS FY14 Capital Projects | 1,618,878 | 0 | 0 | 1,618,878 | 0 | 0 |
| MNPS | MNPS Emerg Construction Proj. | 45014 | 80405914 | 6/12/2013 | MNPS FY14 Capital Projects | 3,081,648 | 0 | 0 | 3,081,648 | 0 | 0 |
| MNPS | x-MNPSHVAC Upgrades/Replacement | 45014 | 80406014 | 6/12/2013 | MNPS FY14 Capital Projects | 4,667,605 | 0 | 0 | 4,654,046 | 0 | 13,559 |
| MNPS | x-MNPSPlumbing/Boiler Upgrades | 45014 | 80406114 | 6/12/2013 | MNPS FY14 Capital Projects | 2,499,729 | 0 | 0 | 2,499,729 | 0 | 0 |
| MNPS | x-MNPSRoof Repair/Replacement | 45014 | 80406214 | 6/12/2013 | MNPS FY14 Capital Projects | 3,000,344 | 0 | 0 | 3,000,344 | 0 | 0 |
| MNPS | x-MNPSSecurity Upgrades | 45014 | 80406314 | 6/12/2013 | MNPS FY14 Capital Projects | 4,752,924 | 0 | 0 | 4,750,709 | 2,215 | 0 |
| MNPS | x-MNPSHS Stadium Lighting Upg | 45014 | 80406414 | 6/12/2013 | MNPS FY14 Capital Projects | 3,238 | 0 | 0 | 3,238 | 0 | 0 |
| MNPS | x-MNPS HS Track Upg | 45014 | 80406514 | 6/12/2013 | MNPS FY14 Capital Projects | 617,126 | 0 | 0 | 617,126 | 0 | 0 |

Metropolitan Government of Nashville and Davidson County
Quarterly Financial Updates
Inception through September 2024
General Obligation Capital Projects

| Department Description | Business Unit Description | Fund Number | Business Unit / Job # | Project Approval Date | Fund Description | Budget | Period Actual Amount | YTD Actual | Inception to Date Actual | Encumbrnc Amount | Remaining Balance |
|------------------------|---------------------------------|-------------|-----------------------|-----------------------|----------------------------|------------|----------------------|------------|--------------------------|------------------|-------------------|
| MNPS | x-MNPSHS&MS Stadium Upg | 45014 | 80406614 | 6/12/2013 | MNPS FY14 Capital Projects | 299,922 | 0 | 0 | 299,922 | 0 | 0 |
| MNPS | x-MNPSMS Athletic Fields | 45014 | 80406714 | 6/12/2013 | MNPS FY14 Capital Projects | 299,977 | 0 | 0 | 299,977 | 0 | 0 |
| MNPS | MNPS MS Track Upg | 45014 | 80406814 | 6/12/2013 | MNPS FY14 Capital Projects | 61,000 | 0 | 0 | 61,000 | 0 | 0 |
| MNPS | x-MNPSEmerg Maintenance Proj. | 45014 | 80406914 | 6/12/2013 | MNPS FY14 Capital Projects | 603,369 | 0 | 0 | 603,369 | 0 | 0 |
| MNPS | x-MNPSOmnibus Projects | 45014 | 80407014 | 6/12/2013 | MNPS FY14 Capital Projects | 3,702,800 | 0 | 0 | 3,702,800 | 0 | 0 |
| MNPS | x-MNPSMaint/Furniture allocatio | 45014 | 80414014 | 6/12/2013 | MNPS FY14 Capital Projects | 34,199 | 0 | 0 | 34,199 | 0 | 0 |
| MNPS | MNPS Glenciff Elem Addition | 45015 | 80404015 | 6/18/2014 | MNPS FY15 Capital Projects | 3,900,785 | 0 | 0 | 3,900,785 | 0 | 0 |
| MNPS | MNPS Overton Cluster ES | 45015 | 80404215 | 6/18/2014 | MNPS FY15 Capital Projects | 2,763,820 | 0 | 0 | 2,763,820 | 0 | 0 |
| MNPS | x-MNPSRuby Major Elem Addition | 45015 | 80404315 | 6/18/2014 | MNPS FY15 Capital Projects | 3,916,812 | 0 | 0 | 3,896,049 | 0 | 20,763 |
| MNPS | MNPS MLK Magnet Addition | 45015 | 80404415 | 6/18/2014 | MNPS FY15 Capital Projects | 8,801,086 | 0 | 0 | 8,801,086 | 0 | 0 |
| MNPS | x-MNPSBordeaux Demo/Pre-K | 45015 | 80404515 | 6/18/2014 | MNPS FY15 Capital Projects | 1,058,756 | 0 | 0 | 1,053,092 | 0 | 5,664 |
| MNPS | x-MNPSCane Ridge Elem Land | 45015 | 80404715 | 6/18/2014 | MNPS FY15 Capital Projects | 650,000 | 0 | 0 | 650,000 | 0 | 0 |
| MNPS | MNPS Glenview Elem Addition | 45015 | 80404815 | 6/18/2014 | MNPS FY15 Capital Projects | 4,797,486 | 0 | 0 | 4,797,486 | 0 | 0 |
| MNPS | MNPS Hume-Fogg HS Renovation | 45015 | 80404915 | 6/18/2014 | MNPS FY15 Capital Projects | 24,426,089 | 0 | 0 | 24,426,089 | 0 | 0 |
| MNPS | MNPS Tusculum Elem Replacement | 45015 | 80405015 | 6/18/2014 | MNPS FY15 Capital Projects | 15,453,190 | 0 | 0 | 15,453,190 | 0 | 0 |
| MNPS | MNPS Pre-K Casa Azafran | 45015 | 80405115 | 6/18/2014 | MNPS FY15 Capital Projects | 907,606 | 0 | 0 | 907,606 | 0 | 0 |
| MNPS | x-MNPSTechnology | 45015 | 80405315 | 6/18/2014 | MNPS FY15 Capital Projects | 15,064,712 | 0 | 0 | 15,064,712 | 0 | 0 |
| MNPS | x-MNPSBus/Vehicle Replacements | 45015 | 80405415 | 6/18/2014 | MNPS FY15 Capital Projects | 10,000,000 | 0 | 0 | 10,000,000 | 0 | 0 |
| MNPS | MNPS ADA Compliance Maint/Upgr | 45015 | 80405515 | 6/18/2014 | MNPS FY15 Capital Projects | 823,998 | 0 | 0 | 823,998 | 0 | 0 |
| MNPS | x-MNPSAsbestos Environ Upgrades | 45015 | 80405615 | 6/18/2014 | MNPS FY15 Capital Projects | 603,926 | 0 | 0 | 599,935 | 0 | 3,991 |
| MNPS | x-MNPSRoof Repairs | 45015 | 80405715 | 6/18/2014 | MNPS FY15 Capital Projects | 268,281 | 0 | 0 | 268,281 | 0 | 0 |
| MNPS | x-MNPSSecurity Upgrades | 45015 | 80405815 | 6/18/2014 | MNPS FY15 Capital Projects | 480,000 | 0 | 0 | 480,000 | 0 | 0 |
| MNPS | x-MNPSMusic Makes Us | 45015 | 80405915 | 6/18/2014 | MNPS FY15 Capital Projects | 526,759 | 0 | 0 | 526,759 | 0 | 0 |
| MNPS | x-MNPSMaint-Asphalt Paving | 45015 | 80406015 | 6/18/2014 | MNPS FY15 Capital Projects | 405,277 | 0 | 0 | 405,277 | 0 | 0 |
| MNPS | x-MNPSMaint-Elevator&Electronic | 45015 | 80406115 | 6/18/2014 | MNPS FY15 Capital Projects | 299,990 | 0 | 0 | 299,990 | 0 | 0 |
| MNPS | x-MNPSMaint-Steam Water Sewer P | 45015 | 80406215 | 6/18/2014 | MNPS FY15 Capital Projects | 1,473,069 | 0 | 0 | 1,469,711 | 3,358 | 0 |
| MNPS | x-MNPSMaint-HVAC Chillers Contr | 45015 | 80406315 | 6/18/2014 | MNPS FY15 Capital Projects | 499,171 | 0 | 0 | 499,171 | 0 | 0 |
| MNPS | x-MNPSMaint-Steam Boiler Replac | 45015 | 80406415 | 6/18/2014 | MNPS FY15 Capital Projects | 1,019,061 | 0 | 0 | 1,019,061 | 0 | 0 |
| MNPS | MNPS Casework/Furn./Lab Upgrad | 45015 | 80406515 | 6/18/2014 | MNPS FY15 Capital Projects | 770,312 | 0 | 0 | 770,312 | 0 | 0 |
| MNPS | MNPS Emerg Maint./Entry Vestib | 45015 | 80406615 | 6/18/2014 | MNPS FY15 Capital Projects | 661,915 | 0 | 0 | 661,915 | 0 | 0 |
| MNPS | x-MNPSRoof Replacement | 45015 | 80406715 | 6/18/2014 | MNPS FY15 Capital Projects | 1,730,606 | 0 | 0 | 1,730,606 | 0 | 0 |
| MNPS | MNPS Crieve Hall ES-options | 45015 | 80406815 | 6/18/2014 | MNPS FY15 Capital Projects | 4,732,000 | 0 | 0 | 4,732,000 | 0 | 0 |
| MNPS | MNPS N Binkley ES-options | 45015 | 80406915 | 6/18/2014 | MNPS FY15 Capital Projects | 7,425,293 | 0 | 0 | 7,425,293 | 0 | 0 |
| MNPS | x-MNPSMaplewood Firestn Showrm | 45016 | 80404016 | 6/10/2015 | MNPS FY16 Capital Projects | 16,316 | 0 | 0 | 16,316 | 0 | 0 |
| MNPS | x-MNPSWhites Crk Pool-Repairs | 45016 | 80404216 | 6/10/2015 | MNPS FY16 Capital Projects | 268,423 | 0 | 0 | 268,414 | 0 | 9 |
| MNPS | x-MNPSHunters Ln BandRm-Repairs | 45016 | 80404316 | 6/10/2015 | MNPS FY16 Capital Projects | 119,622 | 0 | 0 | 119,622 | 0 | 0 |
| MNPS | MNPS MLK Reno/Addition | 45016 | 80404416 | 6/10/2015 | MNPS FY16 Capital Projects | 31,520,000 | 0 | 0 | 31,520,000 | 0 | 0 |
| MNPS | x-MNPS Furniture | 45016 | 80404516 | 6/10/2015 | MNPS FY16 Capital Projects | 262,522 | 0 | 0 | 262,522 | 0 | 0 |
| MNPS | x-MNPSFed PreK Toilets & Sinks | 45016 | 80404716 | 6/10/2015 | MNPS FY16 Capital Projects | 308,317 | 0 | 0 | 308,317 | 0 | 0 |

Metropolitan Government of Nashville and Davidson County
Quarterly Financial Updates
Inception through September 2024
General Obligation Capital Projects

| Department Description | Business Unit Description | Fund Number | Business Unit / Job # | Project Approval Date | Fund Description | Budget | Period Actual Amount | YTD Actual | Inception to Date Actual | Encumbrnc Amount | Remaining Balance |
|------------------------|--|-------------|-----------------------|-----------------------|----------------------------|------------|----------------------|------------|--------------------------|------------------|-------------------|
| MNPS | x-MNPSSchool Site Improvements | 45016 | 80404816 | 6/10/2015 | MNPS FY16 Capital Projects | 309,609 | 0 | 0 | 309,609 | 0 | 0 |
| MNPS | x-MNPSSchool Interior Bldg Improvemnts | 45016 | 80404916 | 6/10/2015 | MNPS FY16 Capital Projects | 552,452 | 0 | 0 | 552,452 | 0 | 0 |
| MNPS | x-MNPSSchool Plumbing Upgrades | 45016 | 80405016 | 6/10/2015 | MNPS FY16 Capital Projects | 462,582 | 0 | 0 | 462,582 | 0 | 0 |
| MNPS | MNPS ADA Compliance | 45016 | 80405116 | 6/10/2015 | MNPS FY16 Capital Projects | 500,000 | 0 | 0 | 500,000 | 0 | 0 |
| MNPS | x-MNPSExterior Bldg Improvemnts | 45016 | 80405216 | 6/10/2015 | MNPS FY16 Capital Projects | 1,166,461 | 0 | 0 | 1,166,461 | 0 | 0 |
| MNPS | MNPS Planning for NSA | 45016 | 80405316 | 6/10/2015 | MNPS FY16 Capital Projects | 1,500,000 | 0 | 0 | 122,595 | 19,250 | 1,358,155 |
| MNPS | MNPS Planning for Hillsboro | 45016 | 80405416 | 6/10/2015 | MNPS FY16 Capital Projects | 1,776,544 | 0 | 0 | 1,776,544 | 0 | 0 |
| MNPS | MNPS Planning for Hillwood | 45016 | 80405516 | 6/10/2015 | MNPS FY16 Capital Projects | 1,754,113 | 0 | 0 | 1,754,113 | 0 | 0 |
| MNPS | x-MNPSElectrical Upgrades | 45016 | 80405616 | 6/10/2015 | MNPS FY16 Capital Projects | 1,826,335 | 0 | 0 | 1,826,335 | 0 | 0 |
| MNPS | x-MNPSSSE Early Learn Center | 45016 | 80405716 | 6/10/2015 | MNPS FY16 Capital Projects | 2,306,802 | 0 | 0 | 2,306,802 | 0 | 0 |
| MNPS | x-MNPSSchool Safety & Security | 45016 | 80405816 | 6/10/2015 | MNPS FY16 Capital Projects | 437,500 | 0 | 0 | 437,500 | 0 | 0 |
| MNPS | MNPS Emergency Constr/Conting | 45016 | 80405916 | 6/10/2015 | MNPS FY16 Capital Projects | 2,372,458 | 0 | 0 | 2,372,458 | 0 | 0 |
| MNPS | x-MNPSPaving Upgrades | 45016 | 80406016 | 6/10/2015 | MNPS FY16 Capital Projects | 167,540 | 0 | 0 | 167,540 | 0 | 0 |
| MNPS | MNPS Pennington ES Addition | 45016 | 80406116 | 6/10/2015 | MNPS FY16 Capital Projects | 3,400,000 | 0 | 0 | 3,400,000 | 0 | 0 |
| MNPS | MNPS HVAC Upgrades | 45016 | 80406216 | 6/10/2015 | MNPS FY16 Capital Projects | 4,099,679 | 0 | 0 | 4,099,679 | 0 | 0 |
| MNPS | MNPS Rosebank ES Reno | 45016 | 80406316 | 6/10/2015 | MNPS FY16 Capital Projects | 7,500,000 | 0 | 0 | 7,500,000 | 0 | 0 |
| MNPS | x-MNPSTechnology | 45016 | 80406416 | 6/10/2015 | MNPS FY16 Capital Projects | 10,000,000 | 0 | 0 | 10,000,000 | 0 | 0 |
| MNPS | MNPS Transportation | 45016 | 80406516 | 6/10/2015 | MNPS FY16 Capital Projects | 10,000,000 | 0 | 0 | 10,000,000 | 0 | 0 |
| MNPS | MNPS Cane Ridge Area ES | 45016 | 80406616 | 6/10/2015 | MNPS FY16 Capital Projects | 19,725,000 | 0 | 0 | 19,725,000 | 0 | 0 |
| MNPS | MNPS Roof Replacement/Repair | 45016 | 80406716 | 6/10/2015 | MNPS FY16 Capital Projects | 2,524,724 | 0 | 0 | 2,524,724 | 0 | 0 |
| MNPS | MNPS Overton Reno/Addition | 45016 | 80406816 | 6/10/2015 | MNPS FY16 Capital Projects | 30,000,000 | 0 | 0 | 30,000,000 | 0 | 0 |
| MNPS | MNPS McMurray MS Renovation | 45017 | 80404017 | 6/22/2016 | MNPS FY17 Capital Projects | 20,750,000 | 0 | 0 | 20,750,000 | 0 | 0 |
| MNPS | MNPS Antioch HS Addition/Reno | 45017 | 80404217 | 6/22/2016 | MNPS FY17 Capital Projects | 7,250,000 | 0 | 0 | 7,250,000 | 0 | 0 |
| MNPS | MNPS East Magnet Stadium Upgr | 45017 | 80404317 | 6/22/2016 | MNPS FY17 Capital Projects | 3,420,000 | 0 | 0 | 3,420,000 | 0 | 0 |
| MNPS | MNPS Glenciff HS Stadium Upgr | 45017 | 80404417 | 6/22/2016 | MNPS FY17 Capital Projects | 2,504,275 | 0 | 0 | 2,504,275 | 0 | 0 |
| MNPS | MNPS Land Acquisitions | 45017 | 80404517 | 6/22/2016 | MNPS FY17 Capital Projects | 4,400,000 | 0 | 0 | 4,400,000 | 0 | 0 |
| MNPS | x-MNPSTusculum Elem New | 45017 | 80404717 | 6/22/2016 | MNPS FY17 Capital Projects | 4,000,000 | 0 | 0 | 4,000,000 | 0 | 0 |
| MNPS | x-MNPSSchool Site Improvements | 45017 | 80404817 | 6/22/2016 | MNPS FY17 Capital Projects | 299,901 | 0 | 0 | 299,901 | 0 | 0 |
| MNPS | x-MNPSSchool Interior Bldg Improvement | 45017 | 80404917 | 6/22/2016 | MNPS FY17 Capital Projects | 227,734 | 0 | 0 | 227,734 | 0 | 0 |
| MNPS | MNPS Plumbing Upgrades | 45017 | 80405017 | 6/22/2016 | MNPS FY17 Capital Projects | 411,627 | 0 | 0 | 411,627 | 0 | 0 |
| MNPS | MNPS ADA Improvements | 45017 | 80405117 | 6/22/2016 | MNPS FY17 Capital Projects | 500,000 | 0 | 0 | 500,000 | 0 | 0 |
| MNPS | MNPS NSA-Planning | 45017 | 80405217 | 6/22/2016 | MNPS FY17 Capital Projects | 2,500,000 | 0 | 0 | 0 | 0 | 2,500,000 |
| MNPS | MNPS Exterior Bldg Improvement | 45017 | 80405317 | 6/22/2016 | MNPS FY17 Capital Projects | 769,971 | 0 | 0 | 769,971 | 0 | 0 |
| MNPS | MNPS Hillsboro HS Renovation | 45017 | 80405417 | 6/22/2016 | MNPS FY17 Capital Projects | 40,018,451 | 0 | 0 | 40,018,451 | 0 | 0 |
| MNPS | MNPS Hillwood HS Planning | 45017 | 80405517 | 6/22/2016 | MNPS FY17 Capital Projects | 2,250,000 | 0 | 0 | 2,250,000 | 0 | 0 |
| MNPS | x-MNPSElectrical Upgrades | 45017 | 80405617 | 6/22/2016 | MNPS FY17 Capital Projects | 924,999 | 0 | 0 | 924,999 | 0 | 0 |
| MNPS | MNPS Casework Furn Lab Upgrade | 45017 | 80405717 | 6/22/2016 | MNPS FY17 Capital Projects | 175,000 | 0 | 0 | 175,000 | 0 | 0 |
| MNPS | MNPS School Safety Security | 45017 | 80405817 | 6/22/2016 | MNPS FY17 Capital Projects | 250,000 | 0 | 0 | 250,000 | 0 | 0 |
| MNPS | MNPS EmergencyContingencyFunds | 45017 | 80405917 | 6/22/2016 | MNPS FY17 Capital Projects | 1,143,174 | 0 | 0 | 1,143,174 | 0 | 0 |

Metropolitan Government of Nashville and Davidson County
Quarterly Financial Updates
Inception through September 2024
General Obligation Capital Projects

| Department Description | Business Unit Description | Fund Number | Business Unit / Job # | Project Approval Date | Fund Description | Budget | Period Actual Amount | YTD Actual | Inception to Date Actual | Encumbrnc Amount | Remaining Balance |
|------------------------|---------------------------------------|-------------|-----------------------|-----------------------|----------------------------|-------------|----------------------|------------|--------------------------|------------------|-------------------|
| MNPS | x-MNPS Paving Upgrades | 45017 | 80406017 | 6/22/2016 | MNPS FY17 Capital Projects | 249,987 | 0 | 0 | 249,987 | 0 | 0 |
| MNPS | MNPS Pennington Elem Renovate | 45017 | 80406117 | 6/22/2016 | MNPS FY17 Capital Projects | 8,100,000 | 0 | 0 | 8,100,000 | 0 | 0 |
| MNPS | MNPS Facilities Assessment Rpt | 45017 | 80406217 | 6/22/2016 | MNPS FY17 Capital Projects | 1,900,000 | 0 | 0 | 1,900,000 | 0 | 0 |
| MNPS | x-MNPS Rosebank Elem Renovation | 45017 | 80406317 | 6/22/2016 | MNPS FY17 Capital Projects | 1,000,000 | 0 | 0 | 1,000,000 | 0 | 0 |
| MNPS | MNPS Technology | 45017 | 80406417 | 6/22/2016 | MNPS FY17 Capital Projects | 16,000,000 | 0 | 0 | 16,000,000 | 0 | 0 |
| MNPS | MNPS Transportation | 45017 | 80406517 | 6/22/2016 | MNPS FY17 Capital Projects | 7,500,000 | 0 | 0 | 7,500,000 | 0 | 0 |
| MNPS | MNPS L&L School Site Upgrades | 45017 | 80406617 | 6/22/2016 | MNPS FY17 Capital Projects | 300,000 | 0 | 0 | 300,000 | 0 | 0 |
| MNPS | MNPS Roof Repair Replacement | 45017 | 80406717 | 6/22/2016 | MNPS FY17 Capital Projects | 2,340,768 | 0 | 0 | 2,340,768 | 0 | 0 |
| MNPS | MNPS Overton HS Renovation | 45017 | 80406817 | 6/22/2016 | MNPS FY17 Capital Projects | 11,750,000 | 0 | 0 | 11,750,000 | 0 | 0 |
| MNPS | X - MNPS Environmental Remediation | 45017 | 80406917 | 6/22/2016 | MNPS FY17 Capital Projects | 110,000 | 0 | 0 | 110,000 | 0 | 0 |
| MNPS | MNPS L&L School Space Upgrades | 45017 | 80407017 | 6/22/2016 | MNPS FY17 Capital Projects | 330,000 | 0 | 0 | 330,000 | 0 | 0 |
| MNPS | MNPS HVAC Upgrades | 45017 | 80407117 | 6/22/2016 | MNPS FY17 Capital Projects | 11,300,014 | 0 | 0 | 11,300,014 | 0 | 0 |
| MNPS | MNPS Hillsboro HS Phase 2 | 45018 | 80401018 | 6/14/2017 | MNPS FY18 Capital Projects | 48,000,000 | 0 | 0 | 48,000,000 | 0 | 0 |
| MNPS | x-MNPS Hillwood Land Acquisition | 45018 | 80402018 | 6/14/2017 | MNPS FY18 Capital Projects | 10,200,000 | 0 | 0 | 10,200,000 | 0 | 0 |
| MNPS | MNPS School of Arts Land Acq | 45018 | 80403018 | 6/14/2017 | MNPS FY18 Capital Projects | 9,000,000 | 0 | 0 | 0 | 0 | 9,000,000 |
| MNPS | MNPS ADA Compliance | 45018 | 80404018 | 6/14/2017 | MNPS FY18 Capital Projects | 100,000 | 0 | 0 | 100,000 | 0 | 0 |
| MNPS | MNPS Asbestos/Environmtl | 45018 | 80405018 | 6/14/2017 | MNPS FY18 Capital Projects | 100,000 | 0 | 0 | 100,000 | 0 | 0 |
| MNPS | MNPS Bus and Fleet | 45018 | 80406018 | 6/14/2017 | MNPS FY18 Capital Projects | 1,000,000 | 0 | 0 | 1,000,000 | 0 | 0 |
| MNPS | X - MNPS Electrical Upgrades | 45018 | 80407018 | 6/14/2017 | MNPS FY18 Capital Projects | 550,000 | 0 | 0 | 550,000 | 0 | 0 |
| MNPS | MNPS Emerg Constrctn/Contngncy | 45018 | 80408018 | 6/14/2017 | MNPS FY18 Capital Projects | 2,078,000 | 0 | 0 | 2,078,000 | 0 | 0 |
| MNPS | x - MNPS Exterior Bldg Improvmts | 45018 | 80409018 | 6/14/2017 | MNPS FY18 Capital Projects | 800,000 | 0 | 0 | 800,000 | 0 | 0 |
| MNPS | x - MNPS Interior Bldg Improvement | 45018 | 80412018 | 6/14/2017 | MNPS FY18 Capital Projects | 1,000,000 | 0 | 0 | 1,000,000 | 0 | 0 |
| MNPS | MNPS Paving Upgrades | 45018 | 80413018 | 6/14/2017 | MNPS FY18 Capital Projects | 200,000 | 0 | 0 | 200,000 | 0 | 0 |
| MNPS | MNPS Plumbing Upgrades | 45018 | 80414018 | 6/14/2017 | MNPS FY18 Capital Projects | 100,000 | 0 | 0 | 100,000 | 0 | 0 |
| MNPS | x - MNPS Roof Repair Replacement | 45018 | 80415018 | 6/14/2017 | MNPS FY18 Capital Projects | 750,000 | 0 | 0 | 750,000 | 0 | 0 |
| MNPS | MNPS School Safety Security | 45018 | 80416018 | 6/14/2017 | MNPS FY18 Capital Projects | 150,000 | 0 | 0 | 150,000 | 0 | 0 |
| MNPS | MNPS Tech Facility Infrastr Im | 45018 | 80417018 | 6/14/2017 | MNPS FY18 Capital Projects | 1,000,000 | 0 | 0 | 1,000,000 | 0 | 0 |
| MNPS | MNPS HVAC Upgrades/Repairs | 45018 | 80418018 | 6/14/2017 | MNPS FY18 Capital Projects | 7,300,000 | 0 | 0 | 7,300,000 | 0 | 0 |
| MNPS | ADM GSD MNPS FY21 Cap Contingenc | 45021 | 01411021 | 3/3/2021 | MNPS FY21 Capital Projects | 0 | 0 | 0 | 0 | 0 | 0 |
| MNPS | MNPS Hillwood High Bellevue-Constr PH | 45021 | 80401021 | 3/3/2021 | MNPS FY21 Capital Projects | 100,000,000 | 2,258 | 8,123 | 95,437,329 | 1,029,792 | 3,532,879 |
| MNPS | MNPS Cane Ridge High School-Addition | 45021 | 80402021 | 3/3/2021 | MNPS FY21 Capital Projects | 18,840,000 | 37,385 | 487,456 | 17,146,082 | 1,218,651 | 475,267 |
| MNPS | MNPS Cane Ridge Middle -New (Design) | 45021 | 80403021 | 3/3/2021 | MNPS FY21 Capital Projects | 4,280,000 | 0 | 0 | 1,072,263 | 8,274 | 3,199,463 |
| MNPS | MNPS Environmental Remediation /Test | 45021 | 80404021 | 3/3/2021 | MNPS FY21 Capital Projects | 250,000 | 0 | 0 | 221,743 | 743 | 27,514 |
| MNPS | MNPS ADA Compliance | 45021 | 80405021 | 3/3/2021 | MNPS FY21 Capital Projects | 1,000,000 | 0 | 0 | 992,661 | 7,339 | 0 |
| MNPS | MNPS HVAC Upgrades | 45021 | 80406021 | 3/3/2021 | MNPS FY21 Capital Projects | 61,600,000 | 107,716 | 1,131,186 | 58,822,307 | 2,723,535 | 54,158 |
| MNPS | MNPS Emergency Construction/Conting | 45021 | 80407021 | 3/3/2021 | MNPS FY21 Capital Projects | 9,768,800 | 30,788 | 460,223 | 5,856,392 | 1,328,751 | 2,583,657 |
| MNPS | ADM GSD MNPS FY22 Cap Contingenc | 45022 | 01410022 | 12/8/2021 | MNPS FY22 Capital Projects | 0 | 0 | 0 | 0 | 0 | 0 |
| MNPS | MNPS Hillwood High (Final Phase) | 45022 | 80401022 | 12/8/2021 | MNPS FY22 Capital Projects | 29,000,000 | 0 | 12,381 | 27,641,830 | 155,492 | 1,202,678 |
| MNPS | MNPS Tech-Persnl Comp Replace Projs | 45022 | 80401122 | 12/8/2021 | MNPS FY22 Capital Projects | 8,415,000 | 4,037 | (51,263) | 6,456,163 | 938,381 | 1,020,456 |

Metropolitan Government of Nashville and Davidson County
Quarterly Financial Updates
Inception through September 2024
General Obligation Capital Projects

| Department Description | Business Unit Description | Fund Number | Business Unit / Job # | Project Approval Date | Fund Description | Budget | Period Actual Amount | YTD Actual | Inception to Date Actual | Encumbrnc Amount | Remaining Balance |
|------------------------|--|-------------|-----------------------|-----------------------|----------------------------|------------|----------------------|------------|--------------------------|------------------|-------------------|
| MNPS | MNPS Plumbing Upgrades | 45022 | 80401222 | 12/8/2021 | MNPS FY22 Capital Projects | 1,020,000 | 0 | 81,686 | 725,728 | 54,903 | 239,369 |
| MNPS | MNPS Tech-Infrastr Replacmnts/Projs | 45022 | 80401322 | 12/8/2021 | MNPS FY22 Capital Projects | 4,878,000 | 0 | 10,973 | 3,823,931 | 13,812 | 1,040,257 |
| MNPS | MNPS Hunters Lane-Track/Stadium | 45022 | 80402022 | 12/8/2021 | MNPS FY22 Capital Projects | 2,870,000 | 0 | 168,135 | 2,756,340 | 21,315 | 92,345 |
| MNPS | MNPS PreK & K-4 Playgrounds | 45022 | 80402122 | 12/8/2021 | MNPS FY22 Capital Projects | 392,000 | 0 | 67,506 | 251,776 | 14,000 | 126,224 |
| MNPS | MNPS Facility Condition Assessment | 45022 | 80402222 | 12/8/2021 | MNPS FY22 Capital Projects | 1,250,000 | 0 | 0 | 924,489 | 63,670 | 261,841 |
| MNPS | MNPS Tech-Facility Infrstr Imprv Projs | 45022 | 80402322 | 12/8/2021 | MNPS FY22 Capital Projects | 9,534,000 | 0 | (97,551) | 4,483,524 | 38,006 | 5,012,470 |
| MNPS | MNPS Antioch Cluster Elem-Design | 45022 | 80403022 | 12/8/2021 | MNPS FY22 Capital Projects | 3,000,000 | 0 | 41,463 | 73,243 | 281,637 | 2,645,120 |
| MNPS | MNPS Central Srvcs-Furniture/Equipmt | 45022 | 80403222 | 12/8/2021 | MNPS FY22 Capital Projects | 300,000 | 0 | 0 | 292,603 | 0 | 7,397 |
| MNPS | MNPS School Safety / Security | 45022 | 80403322 | 12/8/2021 | MNPS FY22 Capital Projects | 250,000 | 0 | 0 | 255,030 | 7,524 | (12,554) |
| MNPS | MNPS Land | 45022 | 80404022 | 12/8/2021 | MNPS FY22 Capital Projects | 6,000,000 | 4,514,860 | 4,514,860 | 5,981,501 | 4,500 | 13,999 |
| MNPS | MNPS Elevator Remediations | 45022 | 80404222 | 12/8/2021 | MNPS FY22 Capital Projects | 600,000 | 0 | 3,150 | 591,164 | 8,836 | 0 |
| MNPS | MNPS Exterior Building Imprvmnts | 45022 | 80404322 | 12/8/2021 | MNPS FY22 Capital Projects | 9,310,000 | 0 | 152,310 | 7,626,508 | 1,828,075 | (144,583) |
| MNPS | MNPS Percy Priest Elem-Design | 45022 | 80405022 | 12/8/2021 | MNPS FY22 Capital Projects | 4,308,000 | 25,000 | 29,033 | 2,441,277 | 433,084 | 1,433,639 |
| MNPS | MNPS Paving Upgrades | 45022 | 80405122 | 12/8/2021 | MNPS FY22 Capital Projects | 3,710,000 | 0 | 5,145 | 2,901,082 | 84,525 | 724,393 |
| MNPS | MNPS Fire Alarm Remediations | 45022 | 80405222 | 12/8/2021 | MNPS FY22 Capital Projects | 1,240,000 | 0 | 49,971 | 933,810 | 306,190 | 0 |
| MNPS | MNPS Interior Building Imprvmnts | 45022 | 80405322 | 12/8/2021 | MNPS FY22 Capital Projects | 2,110,000 | 10,147 | 39,310 | 2,015,576 | 82,311 | 12,113 |
| MNPS | MNPS Haywood Elem-Design | 45022 | 80406022 | 12/8/2021 | MNPS FY22 Capital Projects | 2,400,000 | 0 | 152,700 | 784,334 | 257,781 | 1,357,885 |
| MNPS | MNPS Electrical Upgrades | 45022 | 80406122 | 12/8/2021 | MNPS FY22 Capital Projects | 14,275,000 | 118,715 | 1,102,163 | 10,841,231 | 1,707,482 | 1,726,287 |
| MNPS | MNPS Site Improvements | 45022 | 80406222 | 12/8/2021 | MNPS FY22 Capital Projects | 1,510,000 | 0 | 61,338 | 1,075,932 | 109,047 | 325,021 |
| MNPS | MNPS Waverly-Belmont Elem-Parking | 45022 | 80406322 | 12/8/2021 | MNPS FY22 Capital Projects | 525,000 | 0 | 0 | 525,000 | 0 | 0 |
| MNPS | MNPS Paragon Mills Elem-Design | 45022 | 80407022 | 12/8/2021 | MNPS FY22 Capital Projects | 2,930,000 | 57,502 | 334,862 | 2,554,096 | 567,029 | (191,125) |
| MNPS | MNPS Emergency Constrctn/Contngncy | 45022 | 80407122 | 12/8/2021 | MNPS FY22 Capital Projects | 4,008,000 | 232,898 | 716,179 | 892,320 | 614,431 | 2,501,249 |
| MNPS | MNPS Offc of School Imprvmnts-Small Pr | 45022 | 80407222 | 12/8/2021 | MNPS FY22 Capital Projects | 500,000 | 0 | 178,224 | 382,360 | 48,463 | 69,177 |
| MNPS | MNPS Security Vestibules | 45022 | 80408022 | 12/8/2021 | MNPS FY22 Capital Projects | 315,000 | 0 | 0 | 303,089 | 0 | 11,911 |
| MNPS | MNPS Music Makes Us-Upgrades | 45022 | 80408122 | 12/8/2021 | MNPS FY22 Capital Projects | 4,033,000 | 0 | 36,468 | 3,093,295 | 63,204 | 876,501 |
| MNPS | MNPS Athletic Facility Upgrades | 45022 | 80408222 | 12/8/2021 | MNPS FY22 Capital Projects | 1,630,000 | 83,583 | 595,772 | 1,250,309 | 320,149 | 59,542 |
| MNPS | MNPS Roofing-Replacement/Repair | 45022 | 80409022 | 12/8/2021 | MNPS FY22 Capital Projects | 10,120,000 | 0 | 23,250 | 8,972,972 | 1,197,053 | (50,025) |
| MNPS | MNPS Bus & Fleet Replacement | 45022 | 80409122 | 12/8/2021 | MNPS FY22 Capital Projects | 6,000,000 | 50,436 | 126,378 | 2,908,811 | 3,013,724 | 77,465 |
| MNPS | MNPS Auditorium Upgrades | 45022 | 80409222 | 12/8/2021 | MNPS FY22 Capital Projects | 650,000 | 0 | 332 | 565,052 | 0 | 84,948 |
| MNPS | MNPS ADA Compliance | 45022 | 80413122 | 12/8/2021 | MNPS FY22 Capital Projects | 500,000 | (20,100) | (12,315) | 371,255 | 94,055 | 34,690 |
| MNPS | MNPS Environmental Remediation | 45022 | 80414122 | 12/8/2021 | MNPS FY22 Capital Projects | 925,000 | 3,510 | 60,150 | 627,162 | 171,433 | 126,405 |
| MNPS | MNPS PB Playground Equip for Prescho | 45022 | 80422122 | 12/8/2021 | MNPS FY22 Capital Projects | 130,000 | 0 | 0 | 124,695 | 5,304 | 1 |
| MNPS | MNPS PB Improvements to Pearl-Cohn | 45022 | 80422222 | 12/8/2021 | MNPS FY22 Capital Projects | 450,000 | 0 | 0 | 406,712 | 39,208 | 4,080 |
| MNPS | ADM MNPS FY23 Cap Contingency | 45023 | 01410023 | 2/21/2023 | MNPS FY23 Cap Contingency | 1,120,200 | 0 | 0 | 0 | 0 | 1,120,200 |
| MNPS | MNPS Lakeview Elem - Replace | 45023 | 80401023 | 2/21/2023 | MNPS FY23 Capital Projects | 37,472,600 | 2,844,862 | 4,600,689 | 9,728,106 | 27,046,663 | 697,831 |
| MNPS | MNPS Paragon Mills Elem - Replace | 45023 | 80402023 | 2/21/2023 | MNPS FY23 Capital Projects | 33,420,000 | 83,633 | 3,289,798 | 13,196,095 | 19,936,882 | 287,023 |
| MNPS | MNPS Percy Priest Elem - Replace | 45023 | 80403023 | 2/21/2023 | MNPS FY23 Capital Projects | 38,159,800 | 630 | 4,215,564 | 22,233,757 | 15,254,974 | 671,069 |
| MNPS | MNPS ADA Compliance | 45023 | 80404023 | 2/21/2023 | MNPS FY23 Capital Projects | 200,000 | 14,405 | 16,281 | 19,407 | 34,813 | 145,780 |
| MNPS | MNPS Environmental Remediation | 45023 | 80405023 | 2/21/2023 | MNPS FY23 Capital Projects | 100,000 | 0 | 0 | 0 | 0 | 100,000 |

Metropolitan Government of Nashville and Davidson County
Quarterly Financial Updates
Inception through September 2024
General Obligation Capital Projects

| Department Description | Business Unit Description | Fund Number | Business Unit / Job # | Project Approval Date | Fund Description | Budget | Period Actual Amount | YTD Actual | Inception to Date Actual | Encumbrnc Amount | Remaining Balance |
|------------------------|--|-------------|-----------------------|-----------------------|-----------------------------|------------|----------------------|------------|--------------------------|------------------|-------------------|
| MNPS | MNPS Emergency Constrctn & Contngn | 45023 | 80406023 | 2/21/2023 | MNPS FY23 Capital Projects | 6,847,400 | 0 | 0 | 0 | 0 | 6,847,400 |
| MNPS | MNPS Bus & Fleet Replacement | 45023 | 80407023 | 2/21/2023 | MNPS FY23 Capital Projects | 1,300,000 | 0 | 0 | 0 | 1,068,120 | 231,880 |
| MNPS | MNPS Office of School Imprvmnt-Small | 45023 | 80408023 | 2/21/2023 | MNPS FY23 Capital Projects | 2,375,000 | 0 | 3,557 | 269,888 | 107,143 | 1,997,969 |
| MNPS | MNPS Technology - Facility Infrastrc Imp | 45023 | 80409023 | 2/21/2023 | MNPS FY23 Capital Projects | 3,100,000 | 135,155 | 154,039 | 685,804 | 393,254 | 2,020,942 |
| MNPS | MNPS School Safety & Security | 45023 | 80411023 | 2/21/2023 | MNPS FY23 Capital Projects | 250,000 | 0 | 0 | 218,776 | 6,269 | 24,955 |
| MNPS | MNPS High School Competition Turf Fie | 45023 | 80412023 | 2/21/2023 | MNPS FY23 Capital Projects | 7,000,000 | 0 | 40,676 | 6,451,126 | 453,394 | 95,480 |
| MNPS | MNPS District-Wide Projects - Maintenat | 45023 | 80413023 | 2/21/2023 | MNPS FY23 Capital Projects | 15,675,000 | 331,312 | 1,811,524 | 6,759,184 | 3,362,451 | 5,553,365 |
| MNPS | ADM MNPS FY24 Contingency | 45024 | 01410024 | 2/21/2024 | ADM MNPS FY24 Contingency | 4,000,000 | 0 | 0 | 0 | 0 | 4,000,000 |
| MNPS | ADM MNPS FY24 Contingency | 45024 | 01410024 | 2/21/2024 | MNPS FY24 Capital Projects | 22,050,000 | 3,495 | 20,472 | 42,202 | 11,724,608 | 10,283,190 |
| MNPS | ADM MNPS FY24 Contingency | 45024 | 01410024 | 2/21/2024 | MNPS FY24 Capital Projects | 14,640,000 | 14,632 | 3,136,817 | 5,611,284 | 464,947 | 8,563,769 |
| MNPS | ADM MNPS FY24 Contingency | 45024 | 01410024 | 2/21/2024 | MNPS FY24 Capital Projects | 19,390,000 | 5,841,245 | 5,865,372 | 8,307,315 | 7,901,225 | 3,181,460 |
| MNPS | ADM MNPS FY24 Contingency | 45024 | 01410024 | 2/21/2024 | MNPS FY24 Capital Projects | 1,908,000 | 0 | 0 | 0 | 0 | 1,908,000 |
| MNPS | ADM MNPS FY24 Contingency | 45024 | 01410024 | 2/21/2024 | MNPS FY24 Capital Projects | 390,000 | 0 | 0 | 0 | 0 | 390,000 |
| MNPS | ADM MNPS FY24 Contingency | 45024 | 01410024 | 2/21/2024 | MNPS FY24 Capital Projects | 5,000,000 | 0 | 0 | 0 | 0 | 5,000,000 |
| MNPS | ADM MNPS FY24 Contingency | 45024 | 01410024 | 2/21/2024 | MNPS FY24 Capital Projects | 300,000 | 0 | 0 | 0 | 11,965 | 288,035 |
| MNPS | ADM MNPS FY24 Contingency | 45024 | 01410024 | 2/21/2024 | MNPS FY24 Capital Projects | 500,000 | 0 | 0 | 0 | 0 | 500,000 |
| MNPS | ADM MNPS FY24 Contingency | 45024 | 01410024 | 2/21/2024 | MNPS FY24 Capital Projects | 6,230,000 | 1,577,006 | 3,487,750 | 5,130,533 | 916,767 | 182,700 |
| MNPS | ADM MNPS FY24 Contingency | 45024 | 01410024 | 2/21/2024 | MNPS FY24 Capital Projects | 1,400,000 | (91,678) | 971,211 | 971,211 | 428,789 | 0 |
| MNPS | ADM MNPS FY24 Contingency | 45024 | 01410024 | 2/21/2024 | MNPS FY24 Capital Projects | 22,520,000 | 86,692 | 524,270 | 741,974 | 4,633,915 | 17,144,111 |
| MNPS | ADM MNPS FY24 Contingency | 45024 | 01410024 | 2/21/2024 | MNPS FY24 Capital Projects | 150,000 | 0 | 0 | 0 | 0 | 150,000 |
| MNPS | ADM MNPS FY24 Contingency | 45024 | 01410024 | 2/21/2024 | MNPS FY24 Capital Projects | 1,000,000 | 11,938 | 455,178 | 455,178 | 378,141 | 166,681 |
| MNPS | ADM MNPS FY24 Contingency | 45024 | 01410024 | 2/21/2024 | MNPS FY24 Capital Projects | 2,500,000 | 0 | 0 | 0 | 1,673,960 | 826,040 |
| MNPS | ADM MNPS FY24 Contingency | 45024 | 01410024 | 2/21/2024 | MNPS FY24 Capital Projects | 400,000 | 0 | 36,696 | 64,137 | 0 | 335,863 |
| MNPS | ADM MNPS FY24 Contingency | 45024 | 01410024 | 2/21/2024 | MNPS FY24 Capital Projects | 6,500,000 | 0 | 0 | 0 | 0 | 6,500,000 |
| MNPS | ADM MNPS FY24 Contingency | 45024 | 01410024 | 2/21/2024 | MNPS FY24 Capital Projects | 500,000 | 11,138 | 52,182 | 81,789 | 169,748 | 248,463 |
| | ADM MNPS FY24 Contingency | 45024 | 01410024 | 2/21/2024 | MNPS FY24 Capital Projects | 500,000 | 0 | 0 | 0 | 0 | 500,000 |
| MNPS | MNPS Technology | 45114 | 80410100 | 2/5/2014 | MNPS FY14B Capital Projects | 6,000,000 | 0 | 0 | 6,000,000 | 0 | 0 |
| MNPS | MNPS Hillsboro HS Phase 2 | 45118 | 80401118 | 11/22/2017 | MNPS FY18B Capital Projects | 8,000,000 | 0 | 0 | 8,000,000 | 0 | 0 |
| MNPS | MNPS School of Arts Land Acq | 45118 | 80402118 | 11/22/2017 | MNPS FY18B Capital Projects | 2,300,000 | 0 | 0 | 0 | 0 | 2,300,000 |
| MNPS | MNPS Emergency Contngcy | 45118 | 80405118 | 11/22/2017 | MNPS FY18B Capital Projects | 610,000 | 0 | 0 | 610,000 | 0 | 0 |
| MNPS | MNPS Interior Bldg Improvement | 45118 | 80406118 | 11/22/2017 | MNPS FY18B Capital Projects | 1,000,000 | 0 | 0 | 1,000,000 | 0 | 0 |
| MNPS | X - MNPS Paving Upgrades | 45118 | 80407118 | 11/22/2017 | MNPS FY18B Capital Projects | 250,000 | 0 | 0 | 250,000 | 0 | 0 |
| MNPS | MNPS Roof Repair Replacement | 45118 | 80408118 | 11/22/2017 | MNPS FY18B Capital Projects | 1,000,000 | 0 | 0 | 1,000,000 | 0 | 0 |
| MNPS | MNPS Tech Facility Infrastr Im | 45118 | 80409118 | 11/22/2017 | MNPS FY18B Capital Projects | 1,925,000 | 0 | 0 | 1,925,000 | 0 | 0 |
| MNPS | MNPS ADA Compliance | 45118 | 80410118 | 11/22/2017 | MNPS FY18B Capital Projects | 75,000 | 0 | 0 | 75,000 | 0 | 0 |
| MNPS | MNPS Bus and Fleet | 45118 | 80411118 | 11/22/2017 | MNPS FY18B Capital Projects | 2,500,000 | 0 | 0 | 2,500,000 | 0 | 0 |
| MNPS | MNPS Hillwood HS Phase 1 | 45119 | 80401119 | 10/22/2018 | MNPS FY19B Capital Projects | 10,000,000 | 0 | 0 | 10,000,000 | 0 | 0 |
| MNPS | MNPS School Imprvmnts Small Pr | 45119 | 80402119 | 10/22/2018 | MNPS FY19B Capital Projects | 2,000,000 | 0 | 0 | 2,000,000 | 0 | 0 |
| MNPS | MNPS Interior Building Imprvmt | 45119 | 80405119 | 10/22/2018 | MNPS FY19B Capital Projects | 1,000,000 | 0 | 0 | 1,000,000 | 0 | 0 |

Metropolitan Government of Nashville and Davidson County
Quarterly Financial Updates
Inception through September 2024
General Obligation Capital Projects

| Department Description | Business Unit Description | Fund Number | Business Unit / Job # | Project Approval Date | Fund Description | Budget | Period Actual Amount | YTD Actual | Inception to Date Actual | Encumbrnc Amount | Remaining Balance |
|------------------------|--|-------------|-----------------------|-----------------------|-------------------------------|------------|----------------------|------------|--------------------------|------------------|-------------------|
| MNPS | MNPS HVAC Upgrades | 45119 | 80406119 | 10/22/2018 | MNPS FY19B Capital Projects | 9,900,000 | 0 | 0 | 9,900,000 | 0 | 0 |
| MNPS | MNPS Plumbing Upgrades | 45119 | 80407119 | 10/22/2018 | MNPS FY19B Capital Projects | 1,820,000 | 0 | 0 | 1,820,000 | 0 | 0 |
| MNPS | MNPS Electrical Upgrades | 45119 | 80408119 | 10/22/2018 | MNPS FY19B Capital Projects | 2,900,000 | 0 | 0 | 2,900,000 | 0 | 0 |
| MNPS | MNPS Exterior Building Imprvmt | 45119 | 80409119 | 10/22/2018 | MNPS FY19B Capital Projects | 1,000,000 | 0 | 0 | 1,000,000 | 0 | 0 |
| MNPS | MNPS School Safety Security | 45119 | 80410119 | 10/22/2018 | MNPS FY19B Capital Projects | 250,000 | 0 | 0 | 250,000 | 0 | 0 |
| MNPS | MNPS Bus Fleet Replacement | 45119 | 80411119 | 10/22/2018 | MNPS FY19B Capital Projects | 5,000,000 | 0 | 0 | 5,000,000 | 0 | 0 |
| MNPS | MNPS Maplewood Athletic Upgrad | 45119 | 80412119 | 10/22/2018 | MNPS FY19B Capital Projects | 1,900,000 | 0 | 0 | 1,900,000 | 0 | 0 |
| MNPS | MNPS Site Improvements | 45119 | 80413119 | 10/22/2018 | MNPS FY19B Capital Projects | 1,000,000 | 0 | 0 | 1,000,000 | 0 | 0 |
| MNPS | MNPS Roof Repair Replacements | 45119 | 80414119 | 10/22/2018 | MNPS FY19B Capital Projects | 1,000,000 | 0 | 0 | 1,000,000 | 0 | 0 |
| MNPS | MNPS Paving Upgrades | 45119 | 80415119 | 10/22/2018 | MNPS FY19B Capital Projects | 1,000,000 | 0 | 0 | 1,000,000 | 0 | 0 |
| MNPS | MNPS Enviromntl Remedtn Test | 45119 | 80416119 | 10/22/2018 | MNPS FY19B Capital Projects | 280,000 | 0 | 0 | 280,000 | 0 | 0 |
| MNPS | MNPS Casework Furn Lab Upgrade | 45119 | 80417119 | 10/22/2018 | MNPS FY19B Capital Projects | 1,000,000 | 0 | 0 | 1,000,000 | 0 | 0 |
| MNPS | MNPS Tech Improve Replace | 45119 | 80418119 | 10/22/2018 | MNPS FY19B Capital Projects | 15,000,000 | 0 | 0 | 15,000,000 | 0 | 0 |
| MNPS | MNPS ADA Compliance | 45119 | 80419119 | 10/22/2018 | MNPS FY19B Capital Projects | 400,000 | 0 | 0 | 400,000 | 0 | 0 |
| MNPS | MNPS Cntrl Svcs Furniture Equ | 45119 | 80420119 | 10/22/2018 | MNPS FY19B Capital Projects | 150,000 | 0 | 0 | 150,000 | 0 | 0 |
| MNPS | MNPS Emrgncy Constructn Contng | 45119 | 80421119 | 10/22/2018 | MNPS FY19B Capital Projects | 5,900,000 | 0 | 0 | 5,900,000 | 0 | 0 |
| MNPS | MNPS Pre K and K4 Playgrounds | 45119 | 80422119 | 10/22/2018 | MNPS FY19B Capital Projects | 300,000 | 0 | 0 | 300,000 | 0 | 0 |
| MNPS | MNPS Project Management | 45119 | 80423119 | 10/22/2018 | MNPS FY19B Capital Projects | 100,000 | 0 | 0 | 100,000 | 0 | 0 |
| MNPS | MNPS Schools R12 Project | 45119 | 80424119 | 10/22/2018 | MNPS FY19B Capital Projects | 1,000,000 | 0 | 0 | 1,000,000 | 0 | 0 |
| MNPS | ADM GSD MNPS FY20B Cap Proj Conti | 45220 | 01433220 | 10/22/2018 | MNPS FY20B Cap Projs RS2020-2 | 0 | 0 | 0 | 0 | 0 | 0 |
| MNPS | MNPS Goodlettsville Elem Replacement | 45220 | 80400220 | 3/18/2020 | MNPS FY20B Cap Projs RS2020-2 | 27,410,000 | 0 | 0 | 26,789,244 | 206,740 | 414,016 |
| MNPS | MNPS Lakeview Elem-Design | 45220 | 80401220 | 3/18/2020 | MNPS FY20B Cap Projs RS2020-2 | 4,247,400 | 45,036 | 495,675 | 2,104,567 | 699,257 | 1,443,576 |
| MNPS | MNPS Pearl Cohn High-Track & Stadium | 45220 | 80402220 | 3/18/2020 | MNPS FY20B Cap Projs RS2020-2 | 1,240,000 | 650 | 650 | 1,111,426 | 16,109 | 112,465 |
| MNPS | MNPS Office of School Improvement Prd | 45220 | 80403220 | 3/18/2020 | MNPS FY20B Cap Projs RS2020-2 | 500,000 | 0 | 0 | 500,000 | 0 | 0 |
| MNPS | MNPS Central Service-Furniture & Equip | 45220 | 80404220 | 3/18/2020 | MNPS FY20B Cap Projs RS2020-2 | 100,000 | 0 | 0 | 100,000 | 0 | 0 |
| MNPS | MNPS School Safety & Security | 45220 | 80405220 | 3/18/2020 | MNPS FY20B Cap Projs RS2020-2 | 200,000 | 0 | 0 | 198,127 | 2,581 | (708) |
| MNPS | MNPS Bus & Fleet Vehicle Replacement | 45220 | 80406220 | 3/18/2020 | MNPS FY20B Cap Projs RS2020-2 | 4,800,000 | 0 | 0 | 4,382,898 | 177,631 | 239,471 |
| MNPS | MNPS Tech-Facility Infrastructure Impr | 45220 | 80407220 | 3/18/2020 | MNPS FY20B Cap Projs RS2020-2 | 6,900,000 | 103,131 | 215,431 | 6,705,478 | 69,419 | 125,103 |
| MNPS | MNPS ADA Compliance | 45220 | 80408220 | 3/18/2020 | MNPS FY20B Cap Projs RS2020-2 | 500,000 | 0 | 0 | 500,000 | 0 | 0 |
| MNPS | MNPS Emergency Construction/Conting | 45220 | 80409220 | 3/18/2020 | MNPS FY20B Cap Projs RS2020-2 | 350,000 | 0 | 3,562 | 316,517 | 7,046 | 26,437 |
| MNPS | MNPS Electrical Upgrades | 45220 | 80410220 | 3/18/2020 | MNPS FY20B Cap Projs RS2020-2 | 9,430,000 | 0 | 19,655 | 8,508,829 | 847,739 | 73,432 |
| MNPS | MNPS HVAC Upgrades | 45220 | 80420220 | 3/18/2020 | MNPS FY20B Cap Projs RS2020-2 | 13,100,000 | 4,347 | 861,940 | 10,542,015 | 2,518,424 | 39,561 |
| MNPS | MNPS Roof Repair/Replacement | 45220 | 80430220 | 3/18/2020 | MNPS FY20B Cap Projs RS2020-2 | 4,000,000 | 0 | 0 | 3,739,953 | 3,875 | 256,172 |
| MNPS | MNPS Exterior Building Improvements | 45220 | 80440220 | 3/18/2020 | MNPS FY20B Cap Projs RS2020-2 | 1,700,000 | 0 | 5,008 | 1,598,271 | 51,976 | 49,753 |
| MNPS | MNPS Interior Building Improvements | 45220 | 80450220 | 3/18/2020 | MNPS FY20B Cap Projs RS2020-2 | 2,100,000 | 0 | 0 | 1,969,628 | 82,051 | 48,321 |
| MNPS | MNPS Plumbing Upgrades | 45220 | 80460220 | 3/18/2020 | MNPS FY20B Cap Projs RS2020-2 | 400,000 | 0 | 0 | 373,952 | 9,732 | 16,316 |
| MNPS | MNPS Environmental Remediation | 45220 | 80470220 | 3/18/2020 | MNPS FY20B Cap Projs RS2020-2 | 200,000 | 0 | 0 | 189,994 | 0 | 10,006 |
| MNPS | MNPS Building Energy Upgrades | 45220 | 80480220 | 3/18/2020 | MNPS FY20B Cap Projs RS2020-2 | 70,000 | 0 | (9,463) | 30,741 | 29,796 | 9,463 |
| MNPS | MNPS Tornado Rpr Churchwell | 45220 | 80491220 | 3/18/2020 | MNPS FY20B Cap Projs RS2020-2 | 630,791 | 0 | 0 | 630,791 | 0 | 0 |

Metropolitan Government of Nashville and Davidson County
Quarterly Financial Updates
Inception through September 2024
General Obligation Capital Projects

| Department Description | Business Unit Description | Fund Number | Business Unit / Job # | Project Approval Date | Fund Description | Budget | Period Actual Amount | YTD Actual | Inception to Date Actual | Encumbrnc Amount | Remaining Balance |
|------------------------|-------------------------------------|-------------|-----------------------|-----------------------|-------------------------------|---|----------------------|-------------------|--------------------------|--------------------|--------------------|
| MNPS | MNPS Tornado Rpr Lockeland | 45220 | 80492220 | 3/18/2020 | MNPS FY20B Cap Projs RS2020-2 | 188,333 | 0 | 0 | 188,333 | 0 | 0 |
| MNPS | MNPS Tornado Rpr Meigs Magnet | 45220 | 80493220 | 3/18/2020 | MNPS FY20B Cap Projs RS2020-2 | 3,559,032 | 0 | 0 | 3,318,035 | 147,073 | 93,924 |
| MNPS | MNPS Tornado Misc Repairs/Clean-Up | 45220 | 80494220 | 3/18/2020 | MNPS FY20B Cap Projs RS2020-2 | 34,669 | 0 | 0 | 21,957 | 7,356 | 5,356 |
| MNPS | MNPS Tornado Tech Repairs | 45220 | 80495220 | 3/18/2020 | MNPS FY20B Cap Projs RS2020-2 | 0 | 0 | 0 | 0 | 0 | 0 |
| MNPS | MNPS Tornado Large Repair Contingen | 45220 | 80496220 | 3/18/2020 | MNPS FY20B Cap Projs RS2020-2 | 174,446 | 0 | 0 | 174,106 | 0 | 340 |
| MNPS TOTALS | | | | | | 1,517,076,661 | 16,276,364 | 40,764,132 | 1,268,437,776 | 119,738,115 | 128,900,770 |
| | | | | | | * Overage due to Encumbrances. Negative Balance will Clear as Actual Payments are Made or Encumbrances are cancelled. | | | | | |
| | | | | | | ** Overage due to Mis-Applied Payment and is in the Process of Being Corrected. | | | | | |
| GRAND TOTAL | | | | | | 5,649,069,276 | 37,299,122 | 83,748,388 | 4,331,726,596 | 345,900,181 | 971,442,499 |