



# Help & Hope

Tracking the \$50M  
Investment in  
Addressing Nashville  
Homelessness



# Overview

Total Investment : \$50 million in Homelessness



**Temporary Interim Housing**-RS 2022-1698-\$9M to Homeless Impact Division, temporary interim gap housing



**Gap Financing for Permanent Supportive Housing**-RS 2022-1696-\$25M to Metro Development and Housing Agency for low-cost loans for affordable housing units



**Housing First Supportive Services**-RS 2022-1697-\$9M to Metro Homeless Impact Division for Housing First Supportive Services



**Low Barrier Housing Collective and Competitive Grants**-RS 2022-1699-\$7M to Homeless Impact Division for Low Barrier Housing Collective & Competitive Grants



**Tracking the \$50 Million Investment in Homelessness**

<https://www.nashville.gov/departments/office-homeless-services/data>

# November Report Highlights

An RFP Interest Questionnaire has been issued that is intended to gauge interest, measure capacity, and ascertain the ability to provide case management, resource referral, and housing navigation for 80 to 120 residents of interim housing. This includes the provision of outreach to encampments selected by the CoC Prioritization Team for a housing surge, as well as the onboarding of the encampment residents into interim housing at site(s) specified by OHS. This organization will also be responsible for housing navigation services for these residents, as the ultimate goal is to assist these individuals in obtaining permanent housing. Integral to the successful transition of these individuals to permanent housing is the coordination between service providers and the responsibility will be on this provider to initiate and maintain communication with the Supportive Services providers, connect the clients to the appropriate supportive service provider with a warm handoff, comprehensively update HMIS during this process, educate the client regarding all things related to their specific PSH arrangements, and to also connect them to the appropriate community resources in accordance with principles of Housing First and trauma-informed care. The submission deadline is 12/6/2024.

With the grant periods ended, we are working with The Salvation Army and Community Care Fellowship on the closeout of their Interim Gap Housing Programs. This closeout includes the provision of case management and housing navigation for the remaining residents to ensure their successful transition into permanent supportive housing and connection to supportive services.

OHS staff have been preparing the Extreme Weather Overflow Shelter for the cold weather season. Much work has gone into the preparation, including ordering new equipment and a hyper focus on the provision of a warm, dry, clean and safe shelter for Nashville's most vulnerable residents. An Open House was held on 11/15/2024, with rolling tours for guests, including members from the mayor's office, metro council, department heads, elected officials, and the media.

To better understand how to connect people experiencing homelessness in Nashville to the housing and services they need, OHS is integrating their data collection system with Nashville's largest shelter provider, the Nashville Rescue Mission. Hundreds of men, women, and children use the Nashville Rescue Mission each night and better information about the people served at the Mission will allow more targeted, direct outreach to help move them toward housing. Mayor O'Connell said "You can't find solutions to something you can't actually see, so having this data will give us our clearest understanding ever of people experiencing and at-risk of homelessness in Nashville and that is hugely impactful..."

# \$9M Interim Gap Housing RS 2022-1698

UPDATE: November 2024

	Community Care Fellowship ARP Funding	Launch Pad*	Community Care Fellowship CARES Funding**	The Salvation Army
Number of Sites	4	1	2	1
Total Number Served	342	15	87	142
Total Number Exited	313	9	87	108
Average Length of Stay	106 Days	77 Days	61 Days	309 Days
Chronically Homeless	63.7%	40.0%	67.8%	87.3%
Veteran Status	3.8%	0.0%	3.4%	4.2%
At Least 1 Disabling Condition	81.9%	80.0%	88.5%	98.6%
2 or More Disabling Conditions	55.0%	33.3%	60.9%	79.6%
Has Income at Exit	47.0%	22.2%	39.1%	16.7%
Has Non-Cash Benefits at Exit	34.5%	22.2%	35.6%	63.0%
Has Health Insurance At Exit	58.1%	88.9%	47.1%	70.4%
Entries from Encampment Closures	9.6%	0.0%	0.0%	100.0%
Exits to Permanent Housing	46.6%	44.4%	34.5%	78.7%

\*Launch Pad operates a youth specific Mobile Housing Navigation Center through a partnership with Community Care Fellowship. All funding for this program is distributed through Community Care Fellowship.

\*\*Prior to receiving ARP funds, Community Care Fellowship received CARES (Coronavirus Aid, Relief, and Economic Security) funding to operate their shelter programs. A recent review of these programs showed that an error had been made in identifying the ending date of the CARES funding and the beginning of the ARP funding. As such, the number served under the ARP funding has been edited to reflect the correct number served.

All data as of 10/31/24



# \$9M Interim Gap Housing RS 2022-1698

UPDATE: November 2024

	Community Care Fellowship	Launch Pad*	Community Care Fellowship CARES Funding	The Salvation Army
<b>Gender</b>				
Man	54.1%	60.0%	57.5%	59.9%
Woman	44.7%	33.3%	39.1%	39.4%
Transgender	0.6%	6.7%	2.3%	0.7%
Identity other than Man, Woman, or Transgender	0.6%	0.0%	1.1%	0.0%
<b>Race and Ethnicity</b>				
Black	31.9%	53.3%	13.8%	11.3%
White	59.6%	20.0%	81.6%	83.8%
American Indian/Native Alaskan/Indigenous	0.6%	0.0%	0.0%	0.7%
Hispanic/Latinx	0.6%	0.0%	0.0%	0.0%
Multi Racial/Ethnic	7.0%	13.3%	4.6%	4.2%
Client Declined to Answer	0.3%	13.3%	0.0%	0.0%
<b>Age</b>				
0-17	12.9%	0.0%	1.1%	0.0%
18-24	2.9%	100.0%	0.0%	1.4%
25-34	11.7%	0.0%	12.6%	28.9%
35-44	23.1%	0.0%	31.0%	35.9%
45-54	23.7%	0.0%	33.3%	27.5%
55-64	20.5%	0.0%	12.6%	5.6%
65+	5.3%	0.0%	9.2%	0.7%

\*Launch Pad operates a youth specific Mobile Housing Navigation Center through a partnership with Community Care Fellowship. All funding for this program is distributed through Community Care Fellowship.

All data as of 10/31/24



**Spending Update:**

	<b>Total Funds</b>	<b>Spending as of 9/30/24</b>	<b>Remaining Funds</b>	<b>Funding End Date</b>
Community Care Fellowship ARP*	\$4,542,355.00	\$4,272,807.96	\$269,547.04	10/4/2024
Community Care Fellowship CARES	\$850,000.00	\$477,001.74	-	9/30/2022
The Salvation Army	\$4,457,645.00	\$8,569,929.47	\$160,523.49	10/31/2024
<b>Total Funding**</b>	<b>\$9,000,000.00</b>	<b>\$8,569,929.47</b>	<b>\$430,070.53</b>	



\*Spending by Community Care Fellowship encompasses the combined spending for the Community Care Fellowship and Launch Pad Mobile Housing Navigation Centers.

\*\*Total Funding includes only ARP funding and not the previously awarded CARES funding.

Totals based on all invoices received for expenses occurring through 10/31/24

## Affordable Housing Gap Financing (AHGF) Program Updates:

- In total, the AHGF program awarded **\$16,617,591.67** to create **102 AHGF units** while providing needed gap financing to projects that will create **810 affordable units**.
- Unobligated funds (**\$7,551,528.75**) were remitted to the Barnes Housing Trust Fund for Permanent Supportive Housing (PSH) and deeply affordable housing projects as outlined in Council Resolution RS2022-1696 (amended by RS2024-240), effective April 1, 2024.



# \$25M Gap Financing for Permanent Supportive Housing RS 2022-1696

DEVELOPER	UNITS FUNDED WITH AMERICAN RESCUE PLAN FUNDS	TOTAL AFFORDABLE HOUSING UNITS	UNITS COME ONLINE	AWARD AMOUNT	FUNDING ROUND
Urban Housing Solutions	17	165	Now Online	\$3,000,000 (repay)	First
The Clear Blue Company	10	238	Aug 24-May 25	\$2,584,620 (repay)	First
Shelby House 1, LP	10	195	Now Online	\$2,100,000 (repay)	First
Woodbine Community Organization	24	36	Now Online	\$2,000,000 (forgivable)	First
Be A Helping Hand	2	4	Now Online	\$464,701.63 (forgivable)	First
Woodbine Community Organization	8	39	Dec 25	\$1,506,000 (forgivable)	Second
Be A Helping Hand	2	2	Now Online	\$191,208.04 (forgivable)	Second
Shelby House 1, LP	4	195	Now Online	\$712,544.00 (repay)	Final
AGB Real Estate	25	131	Now Online	\$4,004,518.00 (repay)	Final
<b>TOTAL</b>	<b>102</b>	<b>810</b>	May 23 – Dec 25	<b>\$16,617,591.67</b>	
	38 units: 0-30% of AMI 64 units: Permanent Supportive Housing			*Per RS 2022-1696, the administration fee to MDHA is <b>\$830,879.58</b> based on 5% of total awards.	

\*Units in blue are currently open and online.





## Barnes Housing Trust Fund

### Overview

- Rental housing for 30% AMI or below for households experiencing homelessness, utilizing the Coordinated Entry Process (defined in the R14 Grant Policy). Projects may include either:
  - Permanent Supportive Housing (PSH) (defined in the R14 Grant Policy) with a Housing First approach (defined in R14 Grant Policy) or
  - Other Deeply Affordable Rental for 0-30% AMI
- Permanent Supportive Housing projects will receive bonus points.
- Barnes Funded units may be included in a mixed income development. The income restrictions and Coordinated Entry and Housing First requirements would only apply to Barnes Funded units.
- Must use funding to create net new units; cannot combine other Barnes Fund awards or AHGF awards with R14 funds in same units
- Funding is in the form of grants to nonprofit organizations.



## Barnes Housing Trust Fund

### R14 Award Recommendation

- **Award Recommendation:** Housing Trust Fund Commission approved the recommended award at its meeting on August 27.
  - **Awardee:** Omni Family Foundation DBA I Am Next
  - **Partner:** AGB Realty
  - **Amount:** \$7,551,528.25
  - **Purpose:** Conversion of motel located at 1210 Murfreesboro Pike
    - Total Units:** 120 mixed income (0-80% AMI)
    - Barnes Fund Units:** 80, comprised of 60 PSH units targeting emerging adults, with priority for youth aging out of foster care + 20 deeply affordable units (0-30% AMI)
  - **Timeline:** Units will be ready for occupancy when contract is executed
- **Metro Council Approval:** November 7

- Metro Council approved all agreements for the Housing First Supportive Services
  - **Colby's Army** \$143,629
    - Peer Support Services
  - **Mending Hearts** \$3,000,000
    - Housing Support Coordination
    - Vital Document Collection
    - Resource Referrals and Connections
      - Physical and Mental Health
      - Substance Use Recovery
      - Benefits and Assistance Programs
      - Employment Resources
      - Essential Items (food, clothing, household items, etc.)
  - **Park Center** \$900,000
    - SOAR Services
  - **Room In The Inn** \$275,000
    - Provide Nutritious Meals to those residing in Interim Housing Programs
  - **Step Up on Second** \$2,499,950
    - Housing Support
    - Vital Document Collection
    - Resource Referrals and Connections
      - Physical and Mental Health
      - Substance Use Recovery
      - Benefits and Assistance Programs
      - Essential Items (food, clothing, household items, etc.)
  - **United Neighborhood Health Services** \$1,961,514.92
    - Street Medicine
    - Medical Clinic Services on site at Interim Housing Program locations
    - Pharmacy Services

# \$9M Housing First Supportive Services RS 2022-1697

UPDATE: November 2024

	Mending Hearts	Step Up on Second
Total Number of Individuals Served	91	168
Total Number of Households Served	83	106
Chronically Homeless	3.3%	53.6%
Veteran Status	4.4%	2.4%
At Least 1 Disabling Condition	96.7%	60.1%
2 or More Disabling Conditions	80.2%	33.3%
Services Provided		
Total Number of Services Provided	2299	3510
Total Clients Received Any Service	91	166
Basic Needs	22	201
Benefits Assistance	-	83
Case Management	1580	2910
Emergency Food Assistance	-	60
Financial Literacy Assistance	-	4
Life Skills Education	-	217
Local Bus Fare/Ticket	615	-
Local Transportation (Ride Share)	66	22
Mental Health Supportive Services	13	12
Substance Use Education and Prevention	3	1

	Mending Hearts	Step Up on Second
Gender		
Man	50.5%	45.2%
Woman	49.5%	52.4%
Nonbinary	0.0%	0.6%
Transgender	0.0%	1.2%
Identity other than Man, Woman, Transgender, or Non-Binary	0.0%	0.6%
Race and Ethnicity		
Black	27.5%	56.5%
White	71.4%	39.9%
American Indian/Native Alaskan/Indigenous	0.0%	0.6%
Multi Racial/Ethnic	1.1%	1.8%
Client Declined to Answer	0.0%	1.2%
Age		
0-17	0.0%	28.6%
18-24	3.3%	7.1%
25-34	16.5%	12.5%
35-44	17.6%	16.1%
45-54	37.4%	14.9%
55-64	17.6%	14.9%
65+	7.7%	6.0%

\*All data as of 10/31/24



# \$9M Housing First Supportive Services RS 2022-1697

UPDATE: November 2024

	Colby's Army	Park Center	Room In The Inn
Total Number of Individuals Served	23	237	142
Total Number of Households Served	20	232	116
Chronically Homeless	69.6%	35.0%	87.3%
Veteran Status	0.0%	4.6%	4.2%
At Least 1 Disabling Condition	100.0%	97.9%	98.6%
2 or More Disabling Conditions	87.0%	79.7%	79.6%
<b>Services Provided</b>			
Meals	-	-	35,579
Peer Support	23	-	-
SOAR Eligibility Screening	-	237	-
SOAR Application	-	0	-

	Colby's Army	Park Center	Room In The Inn
<b>Gender</b>			
Man	43.5%	57.4%	59.9%
Woman	52.2%	39.7%	39.4%
Nonbinary	0.0%	0.8%	0.0%
Transgender	4.3%	1.3%	0.7%
Identity other than Man, Woman, Transgender, or Non-Binary	0.0%	0.4%	0.0%
Client Declined to Answer	0.0%	0.4%	0.0%
<b>Race and Ethnicity</b>			
Black	4.3%	35.9%	11.3%
White	91.3%	54.0%	83.8%
American Indian/Native Alaskan/Indigenous	0.0%	0.8%	0.7%
Asian	0.0%	0.4%	0.0%
Hispanic/Latinx	0.0%	4.2%	0.0%
Multi Racial/Ethnic	4.3%	2.5%	4.2%
Client Declined to Answer	0.0%	0.8%	0.0%
<b>Age</b>			
0-17	0.0%	0.0%	0.0%
18-24	0.0%	8.9%	1.4%
25-34	21.7%	12.2%	28.9%
35-44	21.7%	24.5%	35.9%
45-54	43.5%	32.9%	27.5%
55-64	13.0%	19.8%	5.6%
65+	0.0%	1.7%	0.7%

\*All data as of 10/31/24



# \$9M Housing First Supportive Services RS 2022-1697

UPDATE: November 2024

## Spending Update:

	Total Funds	Spending as of 9/30/24	Remaining Funds	Funding End Date
Colby's Army	\$143,629.00	\$25,059.55	\$118,569.45	5/31/2026
Mending Hearts	\$3,000,000.00	\$318,698.30	\$2,681,301.70	5/31/2026
Park Center ARP 2	\$900,000.00	\$348,381.06	\$551,618.94	5/31/2026
Room In The Inn	\$275,000.00	\$267,160.00	\$7,840.00	5/31/2026
Step Up on Second	\$2,499,050.00	\$481,400.13	\$2,017,649.87	5/31/2026
United Neighborhood Health Services	\$1,961,514.92	\$483,266.69	\$1,478,248.23	4/30/2026
Total Funding	\$8,779,193.92	\$1,923,965.73	\$6,855,228.19	

- Supportive Service Referrals are being processed
- Hosting Bi-Monthly meetings to maximize the collective impact
- Case conferencing referral process
- Sam Tsemberis and other national leaders will train the community



*\*Totals based on all invoices received for expenses occurring through 10/31/24*

# \$7 M Low Barrier Housing Collective and Competitive Grants

RS 2022-1699

**UPDATE: November 2024**

**Housing Incentives:**

- 238 Sign on Bonuses have been awarded
- 603 Households have been assisted with Furniture Funds
- 185 Households have been assisted with Security Deposits
- 37 Units have been allocated Minor Repair Funds
- 308 properties are participating in the collective.

Low Barrier Housing Collective Housing Incentives Head of Household Details	
Total Households (singles and families)	720
Veteran Status	9.6%
Gender	
Man	37.8%
Woman	60.4%
Transgender	0.4%
Non-Binary	0.3%
Different Identity	0.1%
Client Declined to Answer	1.0%
Race and Ethnicity	
Black	53.2%
White	37.9%
Asian/Asian American	0.1%
American Indian/Native Alaskan/Indigenous	0.7%
Hispanic/Latinx	1.5%
Native Hawaiian/Pacific Islander	0.1%
Multi Racial/Ethnic	5.7%
Client Declined to Answer	0.7%
Age	
0-17	0.0%
18-24	11.9%
25-34	20.4%
35-44	24.0%
45-54	20.8%
55-64	16.0%
65+	6.7%
Client Declined to Answer	0.1%

\*All data as of 10/31/24



UPDATE: November 2024

Spending Update:

Low Barrier Housing Collective (ARP 1 and 2 Funds Combined)*	Total Funds	Spending as of 9/30/24	Remaining Funds	Funding Expensed By Date
Landlord Incentives/Security Deposits	\$950,000.00	\$545,876.56	\$404,123.44	June 2026
Minor Repair Funding	\$630,000.00	\$51,775.33	\$578,224.67	June 2026
Furniture Assistance	\$1,350,000.00	\$759,238.21	\$590,761.79	June 2026
Program Operating Costs	\$570,000.00	\$555,548.87	\$14,451.13	June 2026
<b>Total Funding</b>	<b>\$3,500,000.00</b>	<b>\$1,912,438.97</b>	<b>\$1,587,561.03</b>	

\* ARP 1 fund totals are still being tallied and finalized.

Totals based on all invoices received for expenses occurring through 10/31/24





- Metro Council approved all agreements for the Competitive Grants Programs

- **Dismas House** \$205,763.00
  - Homelessness Prevention for those released from incarceration
  - Low Barrier Housing
  - Supportive Services and Resource Connections
    - Essential Items (food, clothing, transportation, etc.)
    - Physical Health, Mental Health, Substance Use Recovery
    - Life Skills
    - Legal Support
    - Employment Assistance
    - Peer Support
- **Mending Hearts** \$130,000.00
  - Community Education and Training
  - Engage those recently housed through classes designed to
    - Increase likelihood of retaining housing
    - Increase use of available supportive services
    - Decrease substance use
    - Increase self-sufficiency
    - Increase quality of physical and mental health and decrease need for emergency and crisis services
- **The Salvation Army** \$1,971,656.19
  - Continuation of the Interim Gap Housing Program

- **Park Center** \$432,000.00
  - Provide Permanent Supportive Housing (PSH) for chronically homeless individuals with mental health and substance use disorders
  - Partner with Empower Tennessee to provide additional PSH units for those with physical disabilities
  - PSH will include housing unit as well as intensive case management and wrap around services
- **The Contributor** \$762,566.00
  - Pilot program in partnership with Vanderbilt Medical Center and Park Center
    - Identify and engage those experiencing homelessness while they are in the hospital
    - Before discharge, connect to resources such as
      - Street medicine follow up care
      - Health insurance and SOAR
      - Housing Navigation
      - Critical Time Intervention (CTI) Case Management
      - Peer support
  - Reach out to additional hospitals to discuss initiating additional pilot programs

UPDATE: November 2024

	Dismas House
Total Number of Individuals Served	45
Total Number Exited	17
Exits to Permanent Housing	41.2%
Chronically Homeless	0.0%
Veteran Status	8.9%
At Least 1 Disabling Condition	17.8%
2 or More Disabling Conditions	4.4%
Total Number of Services Provided	45
Total Clients Received Any Service	45
Case Management	-
Health Care Referral	-
Local Transportation	-
Medication Connection Assistance	-
Mental Health Referral/Resources	-
Peer Support	-
Residential Program Bed	45

	Dismas House
Gender	
Man	100.0%
Woman	0.0%
Nonbinary	0.0%
Transgender	0.0%
Client Declined to Answer	0.0%
Race and Ethnicity	
Black	35.6%
White	62.2%
American Indian/Native Alaskan/Indigenous	0.0%
Asian	0.0%
Hispanic/Latinx	0.0%
Multi Racial/Ethnic	2.2%
Client Declined to Answer	0.0%
Age	
0-17	0.0%
18-24	4.4%
25-34	20.0%
35-44	40.0%
45-54	22.2%
55-64	13.3%
65+	0.0%
Client Declined to Answer	0.0%



\*All data as of 10/31/24

UPDATE: November 2024

Spending Update:

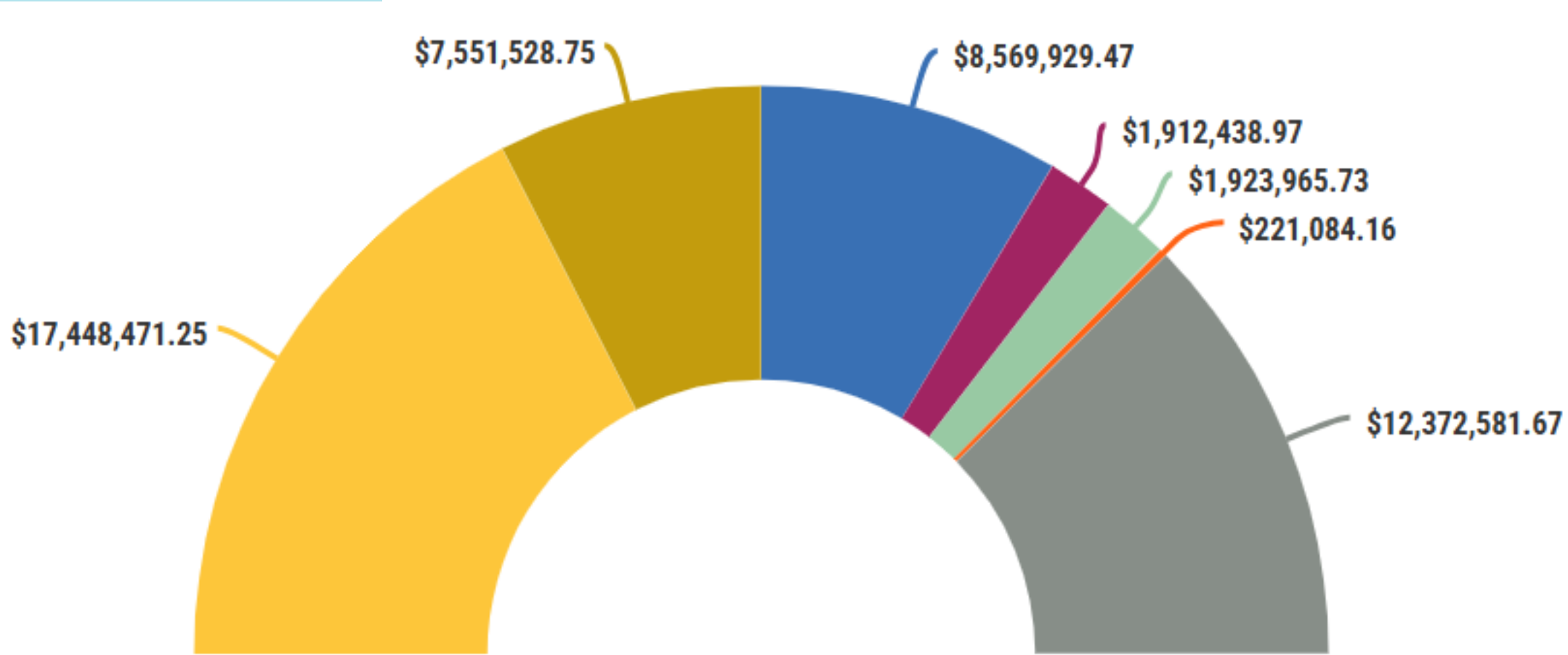
	Total Funds	Spending as of 9/30/24	Remaining Funds	Funding Obligation Date
Dismas House	\$205,763.00	\$61,782.91	\$143,980.09	
Mending Hearts	\$130,000.00	\$0	\$130,000.00	
Park Center	\$432,000.00	\$30,399.63	\$401,600.37	
The Contributor	\$762,566.00	\$128,901.62	\$633,664.38	
<b>Total Funding</b>	<b>\$1,530,329.00</b>	<b>\$221,084.16</b>	<b>\$1,309,244.84</b>	<b>12/31/2024</b>

Totals based on all invoices received for expenses occurring through 10/31/24



# Total Spending Breakdown

UPDATE: November 2024



- Gap Financing for Permanent Supportive Housing
- Remitted to Barnes Housing Trust Fund
- Temporary Interim Gap Housing
- Low Barrier Housing Collective
- Housing First Supportive Services
- Competitive Grants
- Remaining Funds



# Encampment Data

UPDATE: November 2024

	Brookmeade Camp	Caldwell Park	TA Truck Stop	Hermitage Camp	Total Admissions
Community Care Fellowship	9	9	15	0	33
Salvation Army	56	28	21	37	142
No Interim Gap Housing Placement	4	1	2	4	11
Total Individuals	69	38	38	41	186

Exit Destination of Former Camp Residents	Community Care Fellowship	Salvation Army	No Interim Gap Housing Placement
Still Enrolled In Program	0	33	0
Permanent Housing	11	88	5
Deceased	0	6	0
Returned to Homelessness	17	2	3
Incarceration	0	11	1
Hospital/Treatment Center	2	0	0
Hotel	2	0	0
Staying with Friends/Family (temporary)	1	0	2
Unknown	0	2	0



\*All data as of 10/31/24

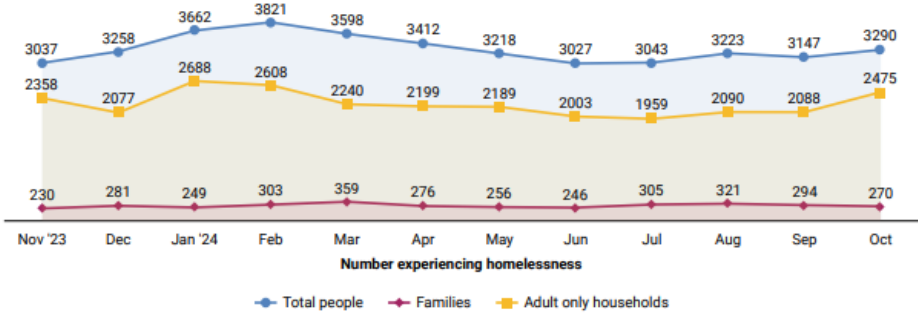
# Nashville Homelessness Data

## Nashville Community Homelessness & Housing Data, October 2024

Data Source: The Nashville-Davidson County Homeless Management Information System (HMIS). HMIS is a *shared community database* that collects data on households experiencing homelessness and programs intended to end homelessness. HMIS includes data from **46 participating service providers** in Nashville; including emergency shelters, transitional housing, street outreach, supportive services, and permanent housing programs. The Office of Homeless Services is the HMIS Lead Agency responsible for administering the HMIS and associated reporting.

The data below fluctuate month to month based on varying levels of community participation in HMIS and street outreach coverage. Any changes from month to month may or may not reflect true changes in homelessness.


**3,290 people** experienced homelessness in Nashville in **October 2024**. These 3,290 people were in **2,745 households**; **270 families** and **2,475 adult only households**. Over the past 12 months, **10,210 unique people** have experienced homelessness in Nashville.



The numbers below reflect the month of **October**. The arrows represent increases or decreases since the month of **September**.

Of the people who experienced homelessness in Nashville in the month of **October**:

- ↑ **278 (8%)** are veterans
- ↑ **244 (8%)** are youth aged 18-24
- ↑ **1,578 (48%)** are experiencing chronic homelessness
- ↑ **815 (25%)** were entered into HMIS this month (291 new and 524 returning). *Being new to HMIS does not necessarily indicate experiencing homelessness for the first time.*



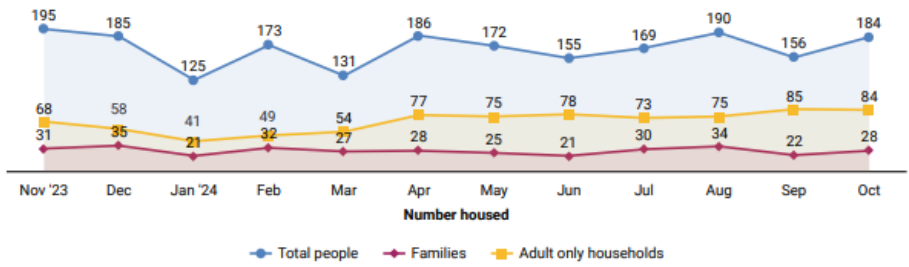
In **October**, **52%** of people experiencing homelessness were Black, **39%** were White, **3%** were Hispanic/Latino, **3%** were Multiracial, and **2%** were other.

In **October**, **57%** of people experiencing homelessness were men, **42%** were women, **<1%** were non-binary, **1%** were transgender, and **<1%** were other.

## Nashville Community Homelessness & Housing Data, October 2024

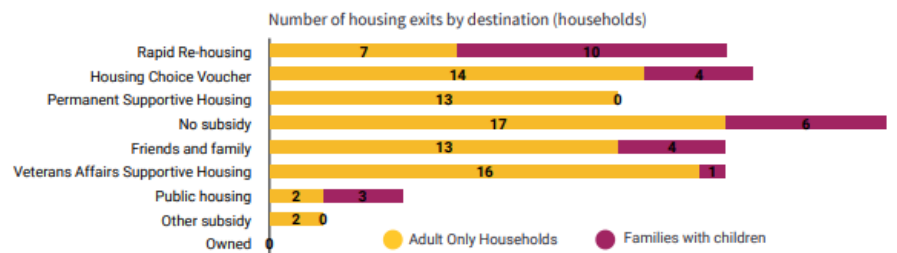
### Housing Data

**184 people** experiencing homelessness were housed in Nashville in **October 2024**. These 184 people were in **112 households**; **28 families** and **84 adult only households**. Over the past 12 months, **2,021 people** have been housed in Nashville.



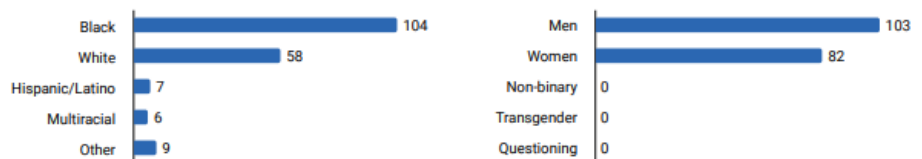
Of the people who moved into housing in Nashville in the month of **October**:

- 26 (14%)** are veterans
- 16 (9%)** are youth aged 18-24
- 61 (33%)** were experiencing chronic homelessness
- The average length of time from HMIS entry to permanent housing was **117 days**



**23 households** were housed with no subsidy in **October**, followed by **18 households** who were housed with Housing Choice Vouchers.

The top agencies who housed the most households in **October** were: **Operation Stand Down (18)**, **The Salvation Army (10)**, and **Safe Haven Family Shelter (10)**.



Of the people who were permanently housed in **October**, **57%** were Black, **32%** were White, **4%** were Hispanic/Latino, **3%** were Multiracial, and **5%** were other.

Of the people who were permanently housed in **October**, **56%** were men, **45%** were women, **0%** were non-binary, **0%** were transgender, and **0%** were other.

